


Korpusy do form*Mold bases***SPIS TREŚCI***Table of contents*

-
- 2.5 **Informacje ogólne**
General information
-
- 2.6 **Korpus typ PK - zestawienie części**
PK style mold base - specification of plates and components
-
- 2.7 **Korpus typ PKA - zestawienie części**
PKA style mold base - specification of plates and components
-
- 2.8 **Płyty do form PL / PLA**
Mold plates PL / PLA
-
- 2.9 **Wymiary i tolerancje**
Dimensions and tolerances
-
- 2.10 **Podcięcia do demontażu w płytach formujących**
Cavity plates with corner undercuts
-
- 2.11 **Zakres wymiarowy korpusów form**
Mold bases dimensions
-
- 2.13 **Korpusy form – katalog**
Mold bases - main catalogue

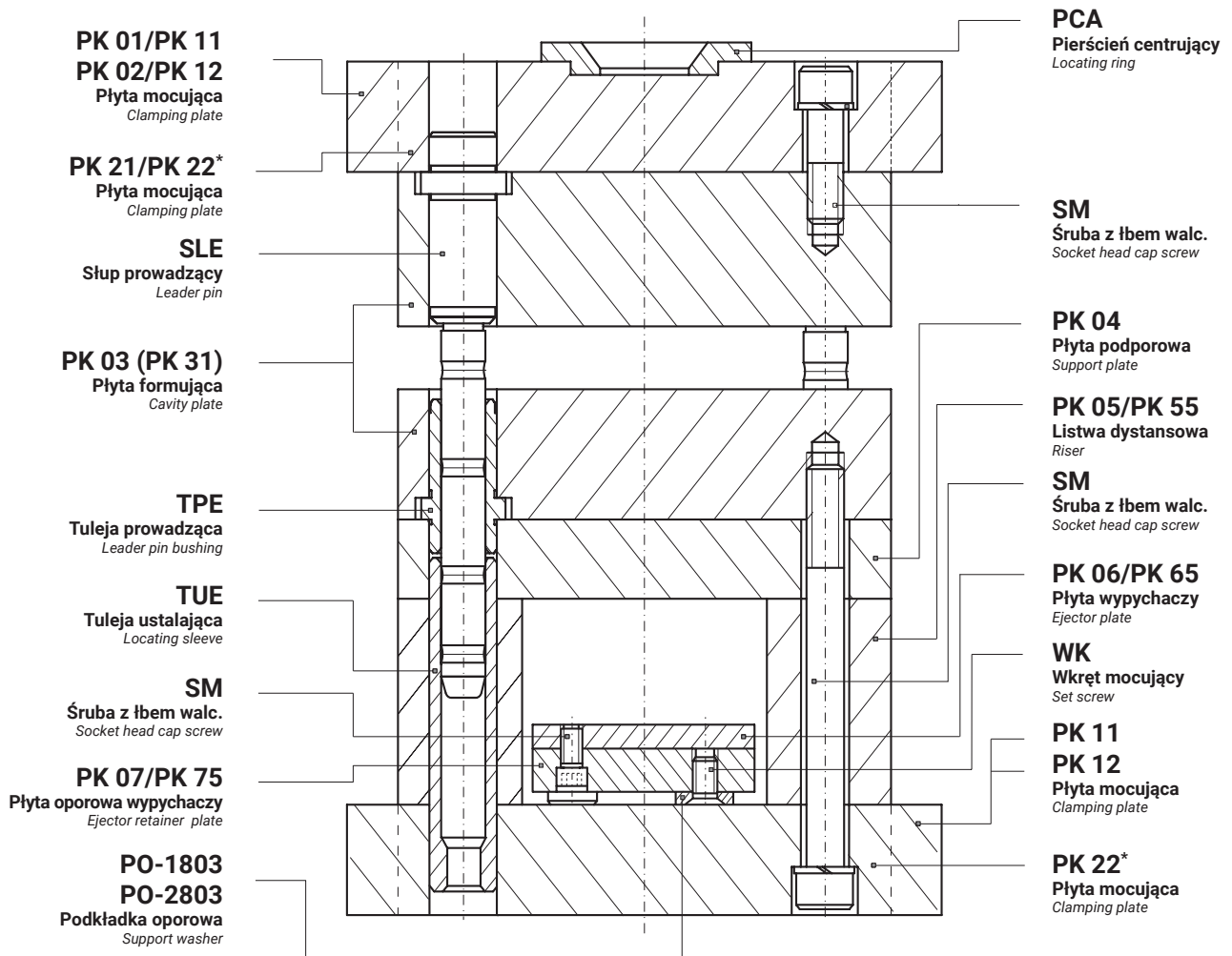
Korpusy do form – informacje ogólne

Mold bases – general information



Korpus typ PK - zestawienie części

PK style mold base - specification of plates and components



* - Płyty mocujące o obrysach płyt formujących.
Clamping plates with cavity plate dimensions

Sposób zamawiania płyt

Ordering example

PK 03 - 396 x 896 x 96 / 2312

nr katalogowy
plate type

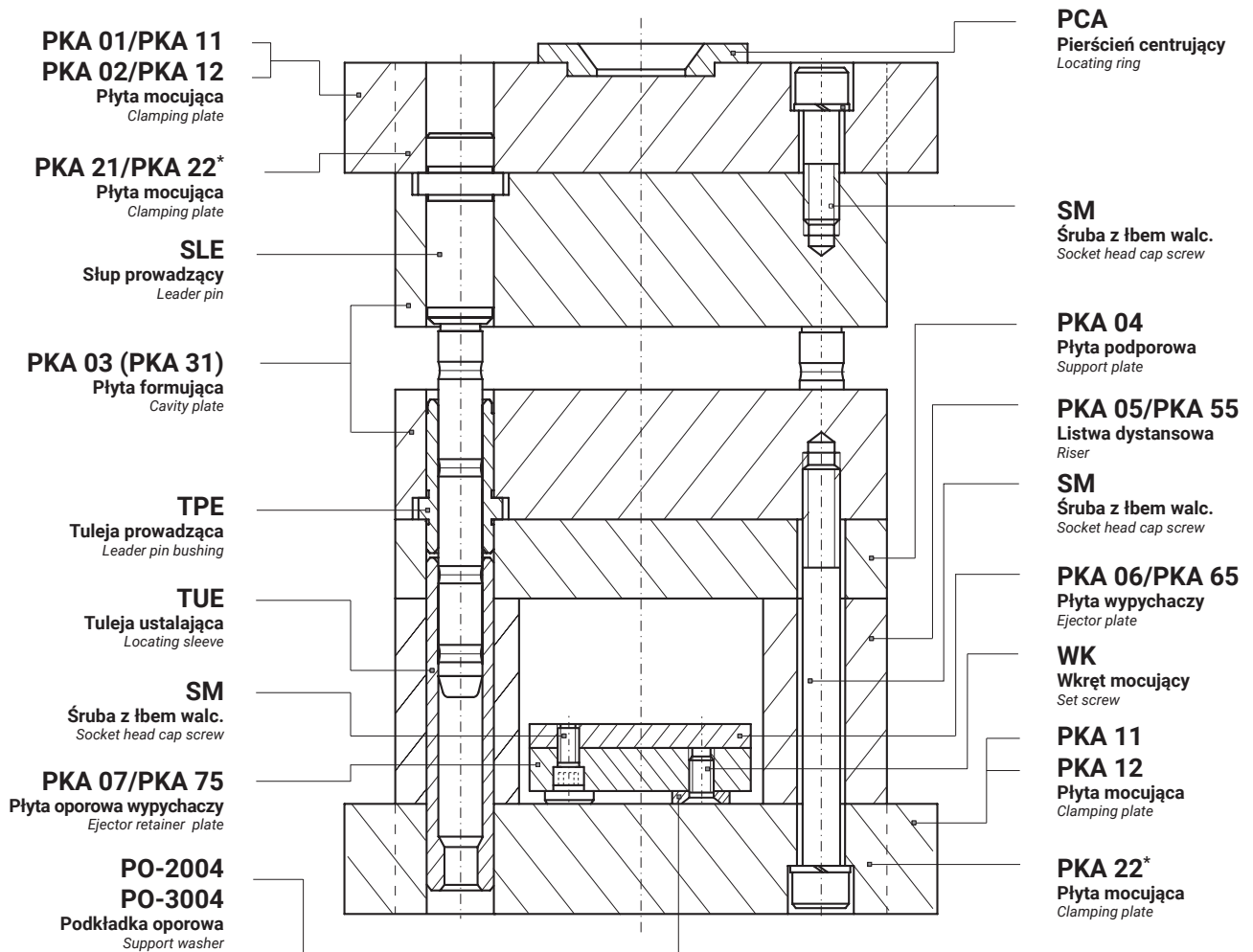
wymiary
dimensions

grubość płyty
plate thickness

gat. materiału
material

Korpus typ PKA - zestawienie części

PKA style mold base - specification of plates and components



* - Płyty mocujące o obrysach płyt formujących.
Clamping plates with cavity plate dimensions

Sposób zamawiania płyt

Ordering example

PKA 03 - 396 x 796 x 96 / 2312

nr katalogowy
plate type

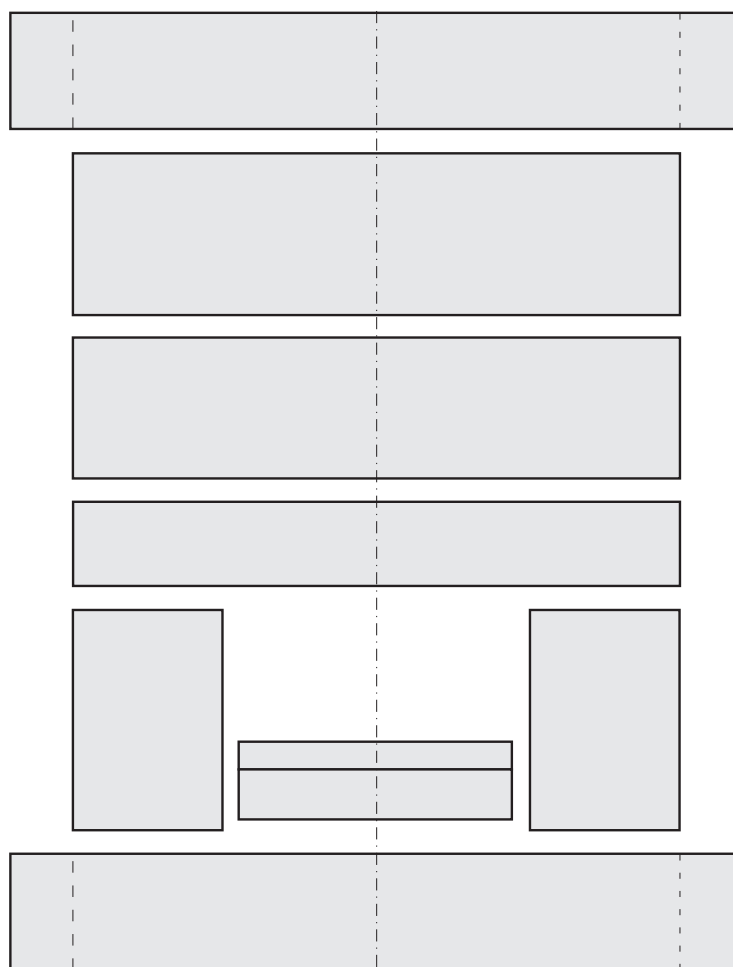

wymiary
dimensions

grubość płyty
plate thickness

gat. materiału
material

Płyty do form PL / PLA

Mold plates PL / PLA

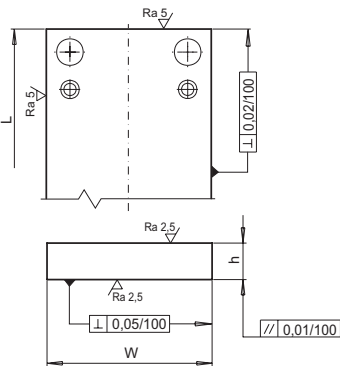


Gabaryty i tolerancje płyt PL / PLA są zgodne wymiarowo z odpowiednimi płytami PK/PKA

Dimensions and tolerances of PL/PLA plates are identical with corresponding PK/PKA plates.

Wymiary i tolerancje

Dimensions and tolerances



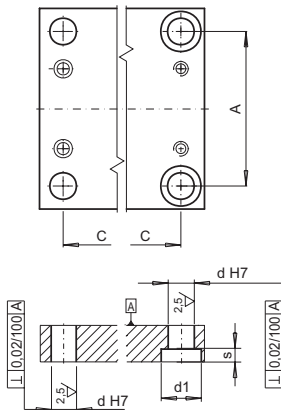
Płaszczyzny i obrysy płyt PK/PKA, PL, PLA

Plate surfaces and contours PK/PKA, PL, PLA

mat.	tolerancje tolerances		tolerancje - „h” tolerances - „h”	
	L/W		PK/PKA PL, PLA	PK 05/PKA 05 PK 35/PKA 35 PK 55/PKA 55 PL, PLA
1730, 2085, 2311 2312, 2738 Toolox33, Toolox44 2738HH, 2714HH	≤ 496	+0,15 +0,00	+0,30 +0,15	Listwa dystansowa for riser
	> 496 ÷ 1196	+0,20 +0,00	+0,40 +0,20	
2083, 2162 2343, 2767	≤ 496	+0,15 +0,00	+0,60	+0,05 +0,00
	> 496 ÷ 1196	+0,20 +0,00	+0,40	

Otwory dla tulei i słupów

Holes for pins and bushings

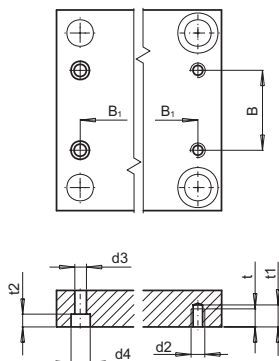


PK/PKA	d		tolerancje tolerances
	PK31	PKA31	H7
14	13,75	13,8	+0,018 -0,000
20	19,6	19,7	+0,021 -0,000
26	25,5	25,6	
30	29,4	29,5	+0,025 -0,000
42	41,3	41,4	
54	53,2	-	+0,030
66	-	-	-0,000

d	PK / PKA							PKA	A/C	tolerancje tolerances
	14	20	26	30	42	54	66	> 180 ÷ 315	± 0,010	
d1	16,5	26	32	36	48	61	72	> 315 ÷ 500	± 0,015	
s	3,2	6,3			10,3		> 892	> 500 ÷ 892	± 0,018	
								> 892	± 0,024	

Otwory śrub mocujących

Holes for socket head cap screws

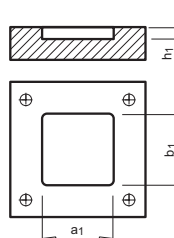
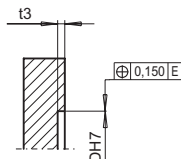
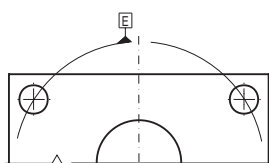


* - h=17 t2=13
** - h=22 t2=17,5
*** - PK01 t2=12,4

d2	M -	M4	M5	M6	M8	M10	M12	M16	M20	M24	
∅	4	5	6	8	10	12	16	20	24	26	
d3	Toł.	+0,18	+0,18	+0,22	+0,22	+0,27	+0,27	+0,27	+0,33	+0,33	
∅	8	10	11	15	18	20	26	33	38	38	
Toł.	+0,27	+0,27	+0,27	+0,27	+0,27	+0,33	+0,33	+0,39	+0,39	+0,39	
t	PK	7	-	7	-	15	18	24	32	-	
PKA	-	10	-	14	19	25	26	32	38	-	
t1	PK	11	-	10	-	20	25	34	44	-	
PKA	-	14	-	20	25	32	34	43	52	-	
t2	PK	-	-	8,4***	11	13	15,5*	21**	26	-	
PKA	-	-	-	8,4	9	11	13	17	21,5	25,5	
B; B1	≤ 120							± 0,20			
	> 140 ÷ 400							± 0,25			
	> 400 ÷ 930							± 0,35			

Otwory centrujące i wybranie w PK/PKA 35

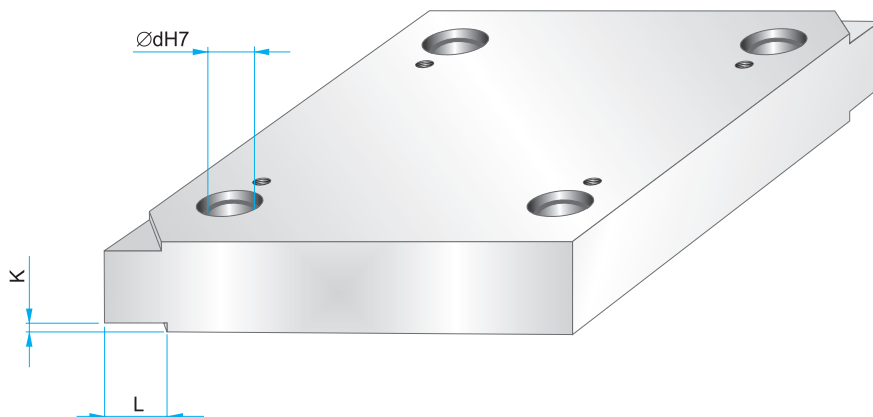
Holes for locating rings and pocket in PK/PKA 35



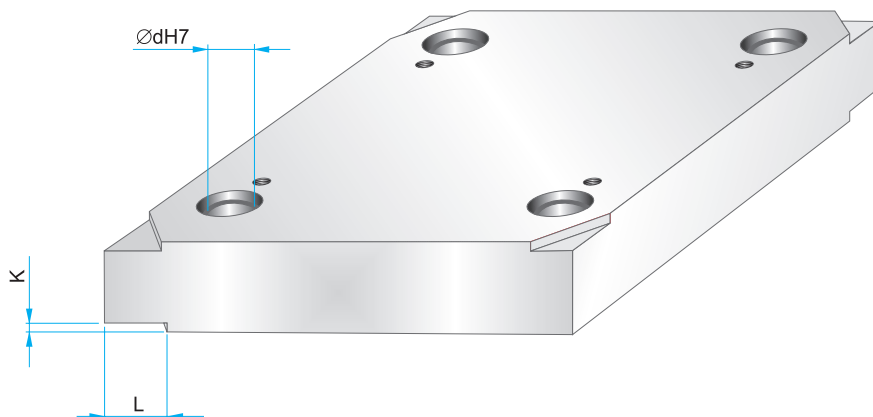
parametr parameter	dimension	tolerancje tolerances
DH7	60	+0,030 -0,000
	90	+0,035 -0,000
t3	4	+0,250
a1, b1, h1	wg. klienta specify	+0,030 -0,000

Podcięcia do demontażu w płytach formujących

Cavity plates with corner undercuts



	dH7	20	26
PK/PKA	L	12	16
	K	3,5	



	dH7	30	42	54	66
PK/PKA	L	20	32	40	50
	K	3,5			5

Podcięcia w płytach formujących - na życzenie

Przy zamawianiu płyt z podcięciami, należy dopisać do symbolu płyty „+ undercuts”

Przykład: PK 03-246X246X36/2312 + undercuts

Cavity plates with corner undercuts - upon request

Please include “+ undercuts” in catalogue reference when ordering

Example order: PK 03-246X246X36/2312 + undercuts

Zakres wymiarowy korpusów form

Mold Base dimensions

typ PK

PK style

W \ L	095	130	156	196	246	296	346	396	446	496	546	596	646	696	796	896	996
095																	
100																	
156																	
190																	
196																	
218																	
246																	
296																	
346																	
396																	
446																	
496																	
546																	
596																	
646																	
696																	
746																	
796																	

typ PKA

PKA style

W \ L	096	126	156	196	246	296	346	396	446	496	546	596	646	696	796	896	996	1096	1196
096																			
126																			
156																			
196																			
216																			
246																			
296																			
316																			
346																			
396																			
446																			
496																			
546																			
596																			
646																			
696																			
746																			
796																			
896																			
996																			

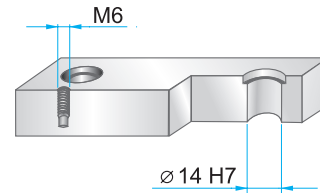
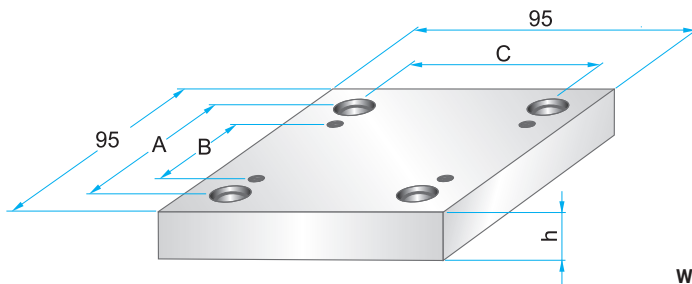
Korpusy do form – katalog

Mold bases – main catalogue

Korpus formy

Mold base

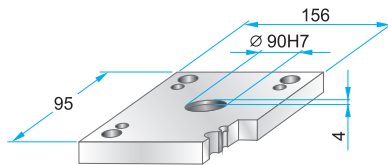
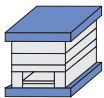
95x95



Wymiary i tolerancje – patrz str. 2.9
Dimensions and tolerances – see page 2.9

	A	B	C
PK	75	46	75

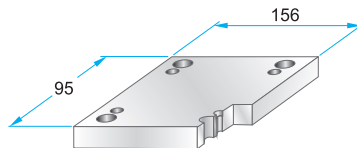
PK 01



PK 01 – 95 x 95 x h / material

22	1730
	2312
	2085

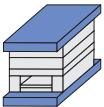
PK 11



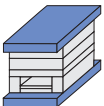
PK 11 – 95 x 95 x h / material

22	1730
	2312
	2085

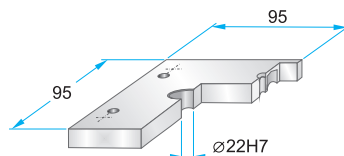
PK 02



PK 12



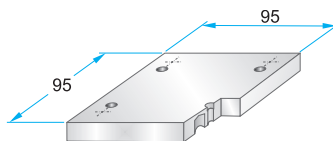
PK 21



PK 21 – 95 x 95 x h / material

12	1730
17	2312
	2085

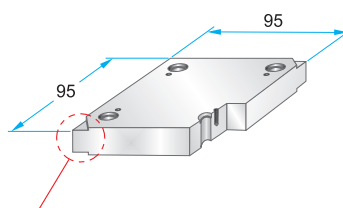
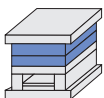
PK 22



PK 22 – 95 x 95 x h / material

12	1730
17	2312
	2085

PK 03



PK 03 – 95 x 95 x h / material

9	1730
12	2312
17	2085
22	2162
27	2311
36	2312
46	2738
56	Toolox33
	Toolox44
	2738HH
	2714HH

Podcięcia do demontażu na życzenie – patrz str. 2.10
Corner undercuts upon request – see page 2.10

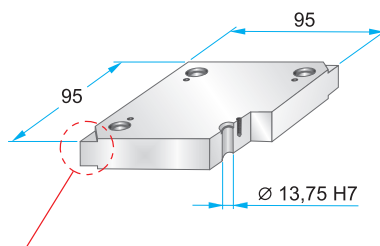
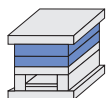
Materiały informacyjne – patrz str. 1.3
Material information – see page 1.3

Korpus formy

Mold base

95x95

PK 31



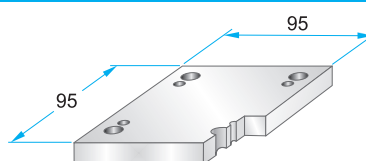
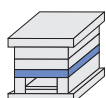
PK 31 – 95 x 95 x h / material

h	material
9	1730
12	2083
17	2085
22	2162
27	2311
36	2312
46	2343
56	2738
	2767
	Toolox33
	Toolox44
	2738HH
	2714HH

Podcięcia do demontażu na życzenie – patrz str. 2.10
Corner undercuts upon request – see page 2.10

Materiały informacyjne – patrz str. 1.3
Material information – see page 1.3

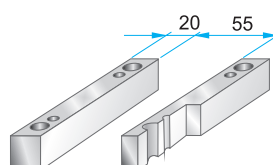
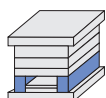
PK 04



PK 04 – 95 x 95 x h / material

h	material
6	1730
12	2312
17	2085

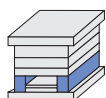
PK 05



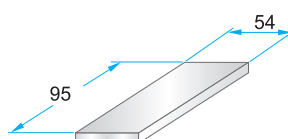
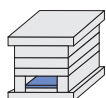
PK 05 – 95 x 95 x h / material

h	material
22	1730
27	2085
36	
46	

PK 55



PK 06



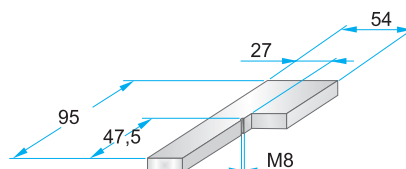
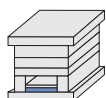
PK 06 – 95 x 95 x h / material

h	material
6	1730
	2085

PK 65



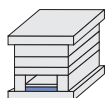
PK 07



PK 07 – 95 x 95 x h / material

h	material
9	1730
	2312
	2085

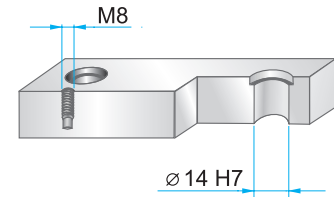
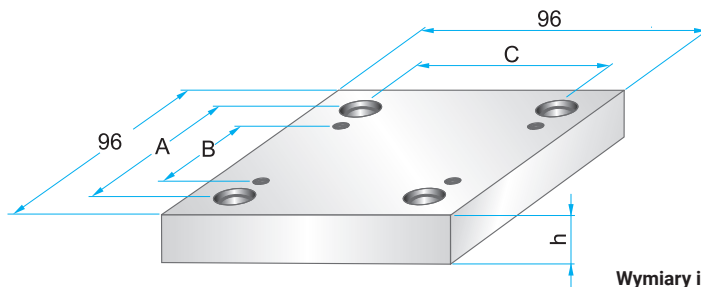
PK 75



Korpus formy

Mold base

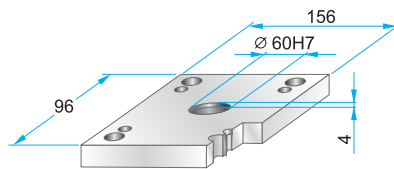
96x96



Wymiary i tolerancje – patrz str. 2.9
Dimensions and tolerances – see page 2.9

	A	B	C
PKA	74	24	74

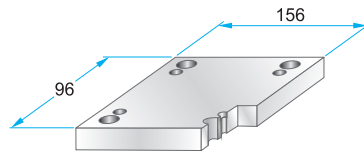
PKA 01



PKA 01 – 96 x 96 x h / material

17	1730
22	2312
	2085

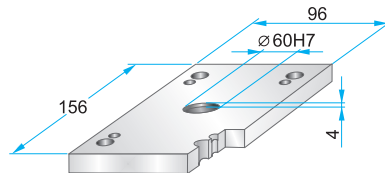
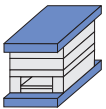
PKA 11



PKA 11 – 96 x 96 x h / material

17	1730
22	2312
	2085

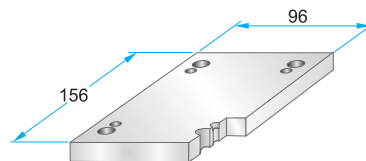
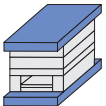
PKA 02



PKA 02 – 96 x 96 x h / material

17	1730
	2312
	2085

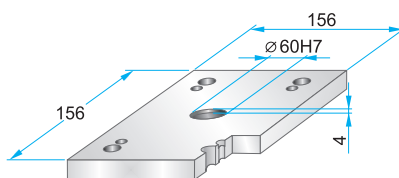
PKA 12



PKA 12 – 96 x 96 x h / material

17	1730
	2312
	2085

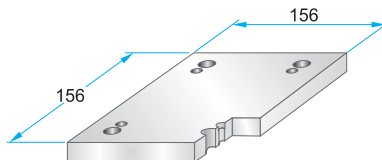
PKA 025



PKA 025 – 96 x 96 x h / material

17	1730
22	2312
	2085

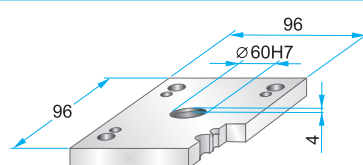
PKA 125



PKA 125 – 96 x 96 x h / material

17	1730
22	2312
	2085

PKA 21



PKA 21 – 96 x 96 x h / material

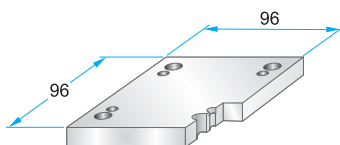
17	1730
	2312
	2085

Korpus formy

Mold base

96x96

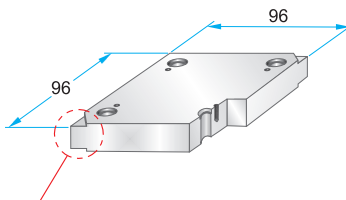
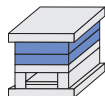
PKA 22



PKA 22 – 96 x 96 x h / material

17	1730
	2312
	2085

PKA 03



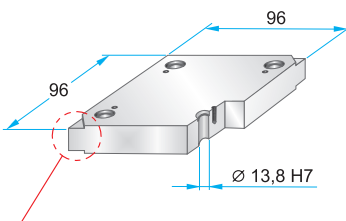
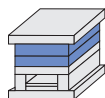
PKA 03 – 96 x 96 x h / material

12	1730
17	2083
22	2085
27	2162
36	2311
46	2312
56	2738
	Toolox33
	Toolox44
	2738HH
	2714HH

Podcięcia do demontażu na życzenie – patrz str. 2.10
Corner undercuts upon request – see page 2.10

Materiały informacyjne – patrz str. 1.3
Material information – see page 1.3

PKA 31



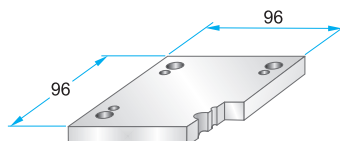
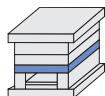
PKA 31 – 96 x 96 x h / material

12	1730
17	2083
22	2085
27	2162
36	2311
46	2312
56	2343
	2738
	2767
	Toolox33
	Toolox44
	2738HH
	2714HH

Podcięcia do demontażu na życzenie – patrz str. 2.10
Corner undercuts upon request – see page 2.10

Materiały informacyjne – patrz str. 1.3
Material information – see page 1.3

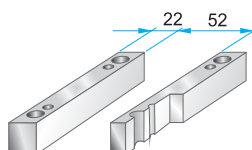
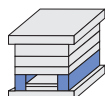
PKA 04



PKA 04 – 96 x 96 x h / material

12	1730
17	2312
22	2085

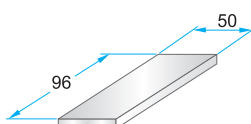
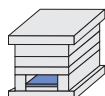
PKA 05



PKA 05 – 96 x 96 x h / material

36	1730
46	2085
56	
66	

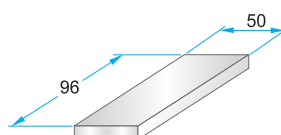
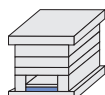
PKA 06



PKA 06 – 96 x 96 x h / material

9	1730
	2085

PKA 07



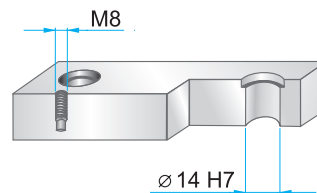
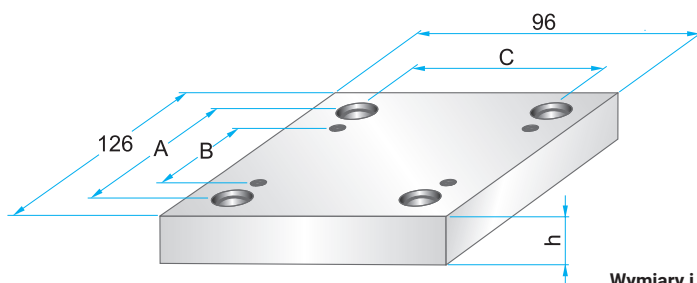
PKA 07 – 96 x 96 x h / material

12	1730
	2312
	2085

Korpus formy

Mold base

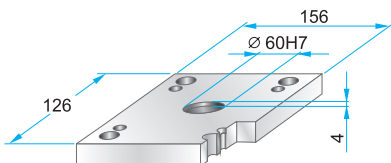
96x126



Wymiary i tolerancje – patrz str. 2.9
Dimensions and tolerances – see page 2.9

	A	B	C
PKA	104	54	74

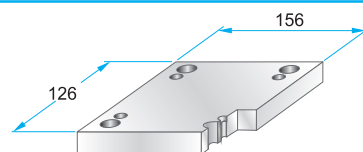
PKA 01



PKA 01 – 96 x 126 x h / material

17	1730
22	2312
	2085

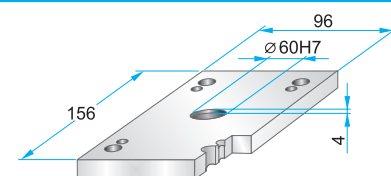
PKA 11



PKA 11 – 96 x 126 x h / material

17	1730
22	2312
	2085

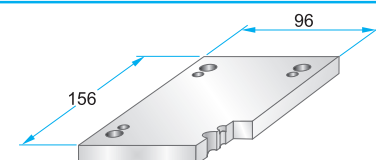
PKA 02



PKA 02 – 96 x 126 x h / material

17	1730
	2312
	2085

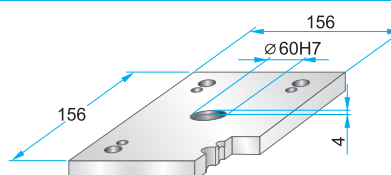
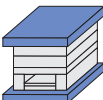
PKA 12



PKA 12 – 96 x 126 x h / material

17	1730
	2312
	2085

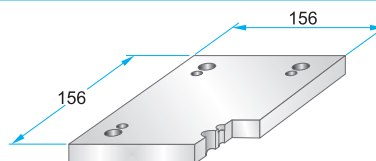
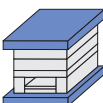
PKA 025



PKA 025 – 96 x 126 x h / material

17	1730
22	2312
	2085

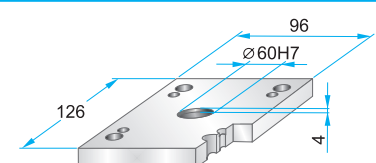
PKA 125



PKA 125 – 96 x 126 x h / material

17	1730
22	2312
	2085

PKA 21



PKA 21 – 96 x 126 x h / material

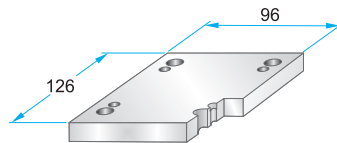
17	1730
	2312
	2085

Korpus formy

Mold base

96x126

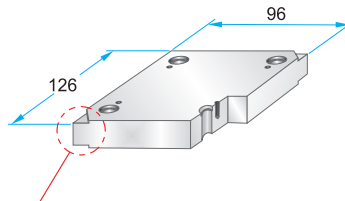
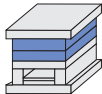
PKA 22



PKA 22 – 96 x 126 x h / material

17	1730
	2312
	2085

PKA 03



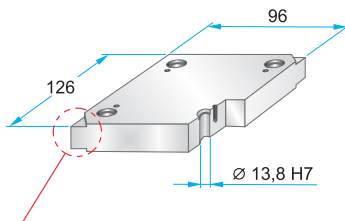
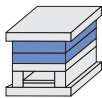
PKA 03 – 96 x 126 x h / material

12	1730
17	2083
22	2085
27	2162
36	2311
46	2312
56	2738
	Toolox33
	Toolox44
	2738HH
	2714HH

Podcięcia do demontażu na życzenie – patrz str. 2.10
Corner undercuts upon request – see page 2.10

Materiały informacyjne – patrz str. 1.3
Material information – see page 1.3

PKA 31



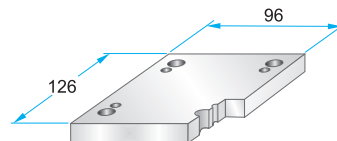
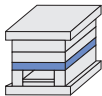
PKA 31 – 96 x 126 x h / material

12	1730
17	2083
22	2085
27	2162
36	2311
46	2312
56	2343
	2738
	2767
	Toolox33
	Toolox44
	2738HH
	2714HH

Podcięcia do demontażu na życzenie – patrz str. 2.10
Corner undercuts upon request – see page 2.10

Materiały informacyjne – patrz str. 1.3
Material information – see page 1.3

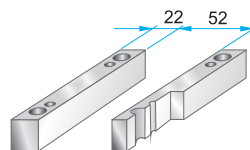
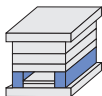
PKA 04



PKA 04 – 96 x 126 x h / material

12	1730
17	2312
22	2085

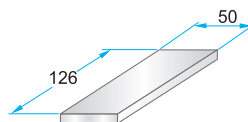
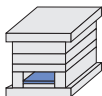
PKA 05



PKA 05 – 96 x 126 x h / material

36	1730
46	2085
56	
66	

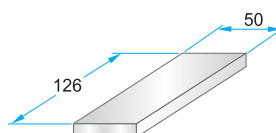
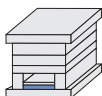
PKA 06



PKA 06 – 96 x 126 x h / material

9	1730
	2085

PKA 07



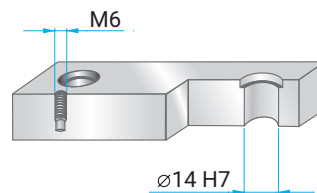
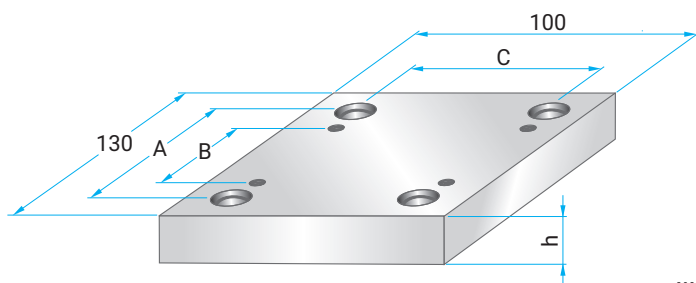
PKA 07 – 96 x 126 x h / material

12	1730
	2312
	2085

Korpus formy

Mold base

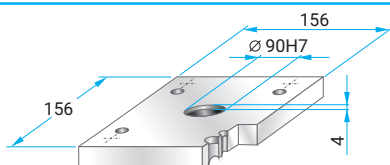
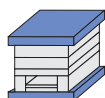
100x130



Wymiary i tolerancje – patrz str. 2.9
Dimensions and tolerances – see page 2.9

	A	B	C
PK	108	52	80

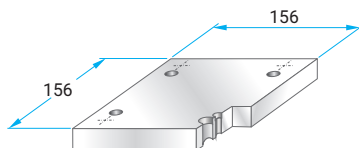
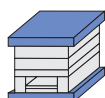
PK 01



PK 01 – 100 x 130 x h / material

22	1730
	2312
	2085

PK 11



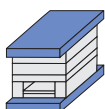
PK 01 – 100 x 130 x h / material

22	1730
	2312
	2085

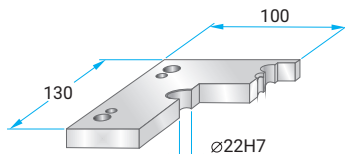
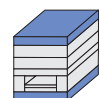
PK 02



PK 12



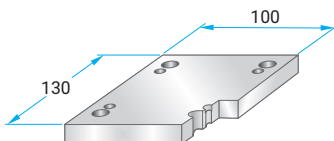
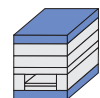
PK 21



PK 21 – 100 x 130 x h / material

12	1730
17	2312
	2085

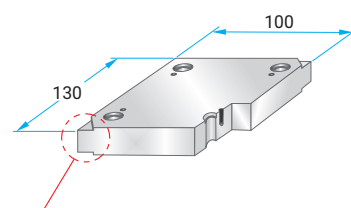
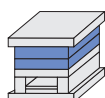
PK 22



PK 22 – 100 x 130 x h / material

12	1730
17	2312
	2085

PK 03



PK 03 – 100 x 130 x h / material

9	1730
12	2083
17	2085
22	2162
27	2311
36	2312
46	2738
56	Toolox33
	Toolox44
	2738HH
	2714HH

Podcięcia do demontażu na życzenie – patrz str. 2.10
Corner undercuts upon request – see page 2.10

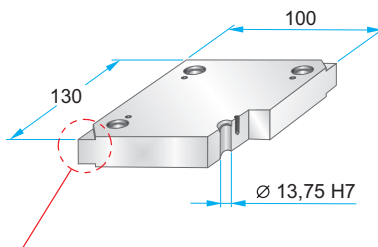
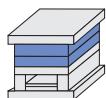
Materiały informacyjne – patrz str. 1.3
Material information – see page 1.3

Korpus formy

Mold base

100x130

PK 31



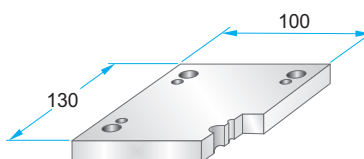
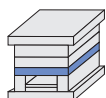
PK 31 – 100 x 130 x h / material

9	1730
12	2083
17	2085
22	2162
27	2311
36	2312
46	2343
56	2738
	2767
	Toolox33
	Toolox44
	2738HH
	2714HH

Podcięcia do demontażu na życzenie – patrz str. 2.10
Corner undercuts upon request – see page 2.10

Materiały informacyjne – patrz str. 1.3
Material information – see page 1.3

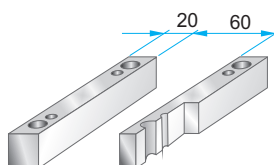
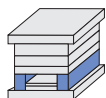
PK 04



PK 04 – 100 x 130 x h / material

6	1730
12	2312
17	2085

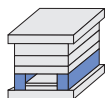
PK 05



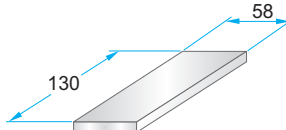
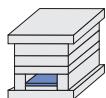
PK 05 – 100 x 130 x h / material

27	1730
36	2085
46	

PK 55



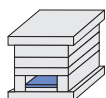
PK 06



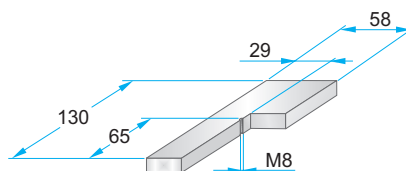
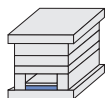
PK 06 – 100 x 130 x h / material

6	1730
	2085

PK 65



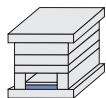
PK 07



PK 07 – 100 x 130 x h / material

9	1730
	2312
	2085

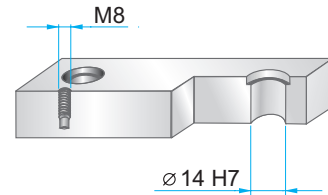
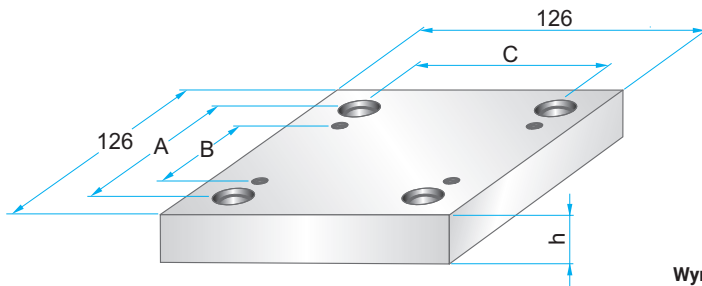
PK 75



Korpus formy

Mold base

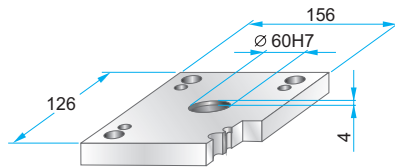
126x126



Wymiary i tolerancje – patrz str. 2.9
Dimensions and tolerances – see page 2.9

	A	B	C
PKA	104	54	104

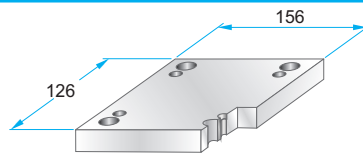
PKA 01



PKA 01 – 126 x 126 x h / material

17	1730
22	2312
	2085

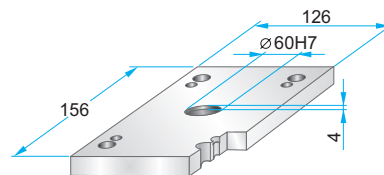
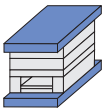
PKA 11



PKA 11 – 126 x 126 x h / material

17	1730
22	2312
	2085

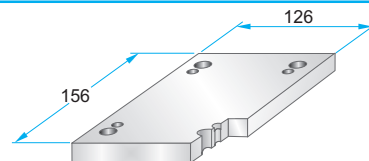
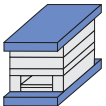
PKA 02



PKA 02 – 126 x 126 x h / material

17	1730
	2312
	2085

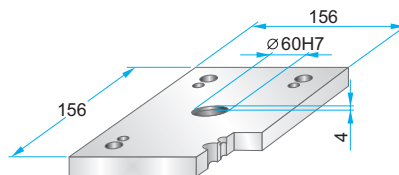
PKA 12



PKA 12 – 126 x 126 x h / material

17	1730
	2312
	2085

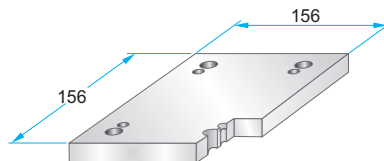
PKA 025



PKA 025 – 126 x 126 x h / material

17	1730
22	2312
	2085

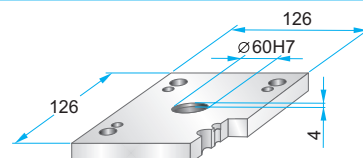
PKA 125



PKA 125 – 126 x 126 x h / material

17	1730
22	2312
	2085

PKA 21



PKA 21 – 126 x 126 x h / material

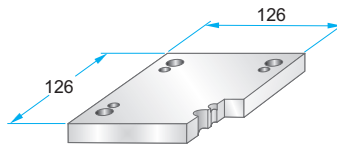
17	1730
	2312
	2085

Korpus formy

Mold base

126x126

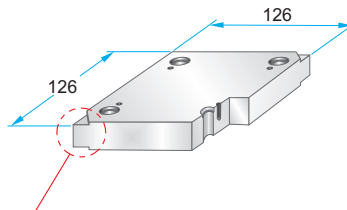
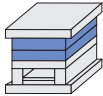
PKA 22



PKA 22 – 126 x 126 x h / material

17	1730
	2312
	2085

PKA 03



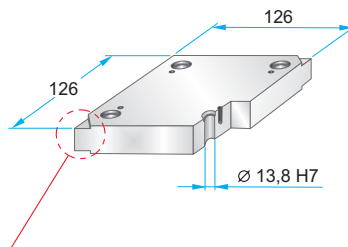
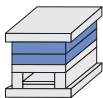
PKA 03 – 126 x 126 x h / material

12	1730
17	2083
22	2085
27	2162
36	2311
46	2312
56	2738
	Toolox33
	Toolox44
	2738HH
	2714HH

Podcięcia do demontażu na życzenie – patrz str. 2.10
Corner undercuts upon request – see page 2.10

Materiały informacyjne – patrz str. 1.3
Material information – see page 1.3

PKA 31



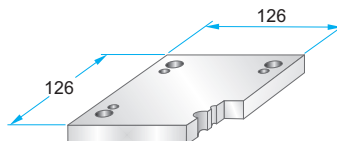
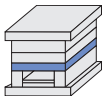
PKA 31 – 126 x 126 x h / material

12	1730
17	2083
22	2085
27	2162
36	2311
46	2312
56	2343
	2738
	2767
	Toolox33
	Toolox44
	2738HH
	2714HH

Podcięcia do demontażu na życzenie – patrz str. 2.10
Corner undercuts upon request – see page 2.10

Materiały informacyjne – patrz str. 1.3
Material information – see page 1.3

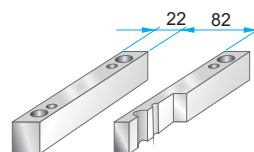
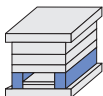
PKA 04



PKA 04 – 126 x 126 x h / material

17	1730
22	2312
27	2085

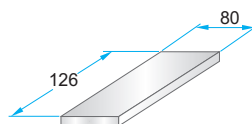
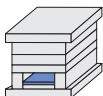
PKA 05



PKA 05 – 126 x 126 x h / material

36	1730
46	2085
56	
66	

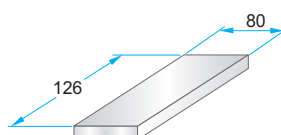
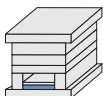
PKA 06



PKA 06 – 126 x 126 x h / material

9	1730
	2085

PKA 07



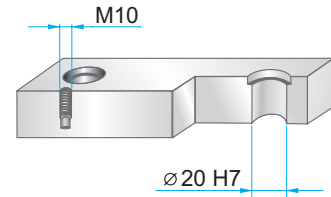
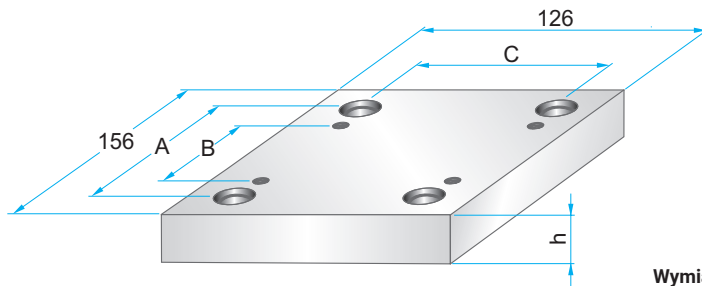
PKA 07 – 126 x 126 x h / material

12	1730
	2312
	2085

Korpus formy

Mold base

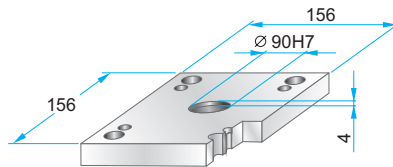
126x156



Wymiary i tolerancje – patrz str. 2.9
Dimensions and tolerances – see page 2.9

	A	B	C
PKA	124	60	94

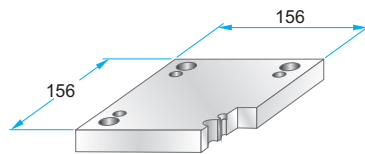
PKA 01



PKA 01 – 126 x 156 x h / material

22	1730
27	2312
	2085

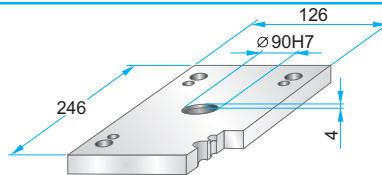
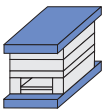
PKA 11



PKA 11 – 126 x 156 x h / material

22	1730
27	2312
	2085

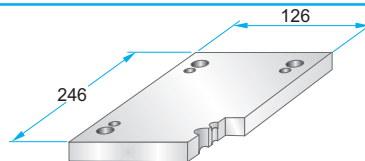
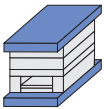
PKA 02



PKA 02 – 126 x 156 x h / material

22	1730
27	2312
	2085

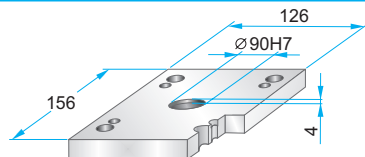
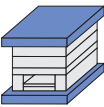
PKA 12



PKA 12 – 126 x 156 x h / material

22	1730
27	2312
	2085

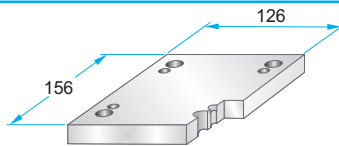
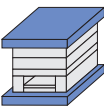
PKA 21



PKA 21 – 126 x 156 x h / material

22	1730
27	2312
	2085

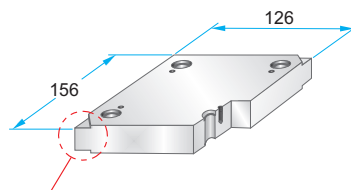
PKA 22



PKA 22 – 126 x 156 x h / material

22	1730
27	2312
	2085

PKA 03



PKA 03 – 126 x 156 x h / material

17	1730
22	2083
27	2085
36	2162
46	2311
56	2312
66	2738
	Toolox33
	Toolox44
	2738HH
	2714HH

Podcięcia do demontażu na życzenie – patrz str. 2.10
Corner undercuts upon request – see page 2.10

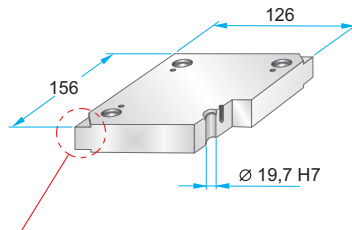
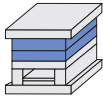
Materiały informacyjne – patrz str. 1.3
Material information – see page 1.3

Korpus formy

Mold base

126x156

PKA 31



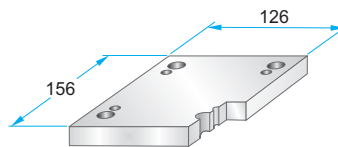
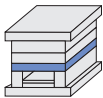
PKA 31 – 126 x 156 x h / material

17	1730
22	2083
27	2085
36	2162
46	2311
56	2312
66	2738
	2767
	Toolox33
	Toolox44
	2738HH
	2714HH

Podcięcia do demontażu na życzenie – patrz str. 2.10
Corner undercuts upon request – see page 2.10

Materiały informacyjne – patrz str. 1.3
Material information – see page 1.3

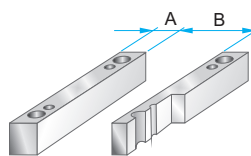
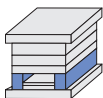
PKA 04



PKA 04 – 126 x 156 x h / material

17	1730
22	2312
27	2085
36	

PKA 05

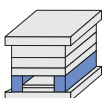


PKA 05 – 126 x 156 x h / material

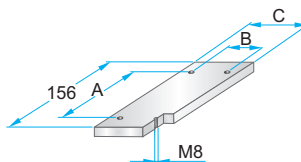
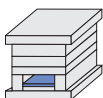
36	1730
46	2085
56	
66	
76	
86	
96	

	A	B
PKA 05	29	68

PKA 55



PKA 06

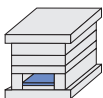


PKA 06 – 126 x 156 x h / material

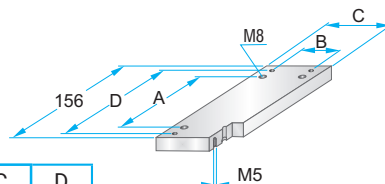
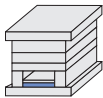
9	1730
	2085

	A	B	C
PKA 06	80	40	66

PKA 65



PKA 07

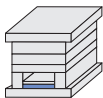


PKA 07 – 126 x 156 x h / material

17	1730
	2312
	2085

	A	B	C	D
PKA 07	80	40	66	130

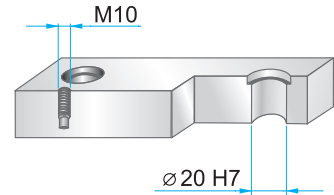
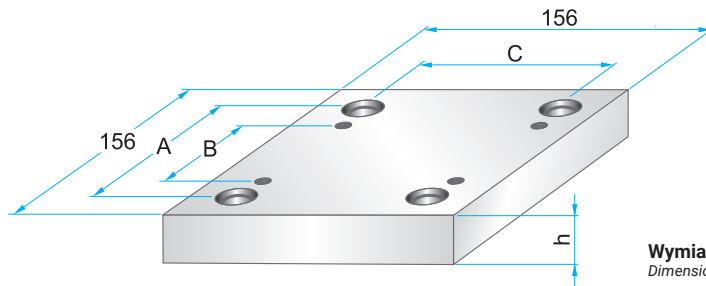
PKA 75



Korpus formy

Mold base

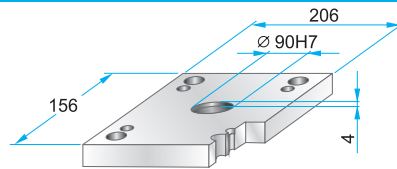
156x156



Wymiary i tolerancje – patrz str. 2.9
Dimensions and tolerances – see page 2.9

	A	B	C
PK	122	72	122
PKA	124	60	124

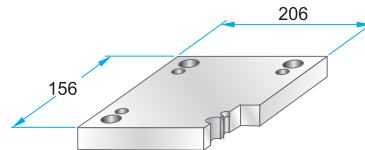
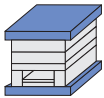
**PK 01
PKA 01**



PK 01 – 156 x 156 x h / material
PKA 01 – 156 x 156 x h / material

17	1730
22	2312
27	2085

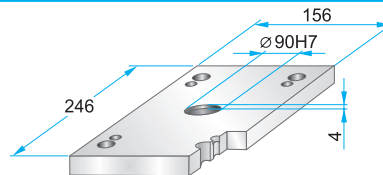
**PK 11
PKA 11**



PK 11 – 156 x 156 x h / material
PKA 11 – 156 x 156 x h / material

17	1730
22	2312
27	2085

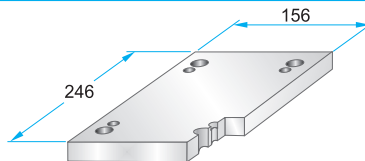
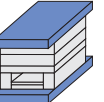
**PK 02
PKA 02**



PK 02 – 156 x 156 x h / material
PKA 02 – 156 x 156 x h / material

22	1730
27	2312
	2085

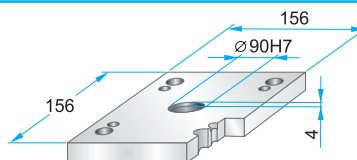
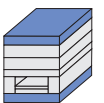
**PK 12
PKA 12**



PK 12 – 156 x 156 x h / material
PKA 12 – 156 x 156 x h / material

22	1730
27	2312
	2085

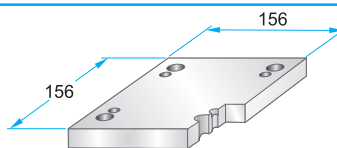
**PK 21
PKA 21**



PK 21 – 156 x 156 x h / material
PKA 21 – 156 x 156 x h / material

17	1730
22	2312
27	2085

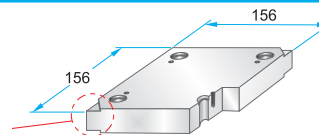
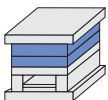
**PK 22
PKA 22**



PK 22 – 156 x 156 x h / material
PKA 22 – 156 x 156 x h / material

17	1730
22	2312
27	2085

**PK 03
PKA 03**



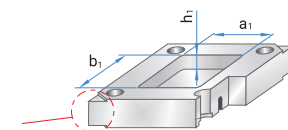
Podcięcia do demontażu
na życzenie – patrz str. 2.10
Corner undercuts upon request – see page 2.10

PK 03 – 156 x 156 x h / material
PKA 03 – 156 x 156 x h / material

17	1730
22	2083
27	2085

**PK 35
PKA 35**

Podcięcia do demontażu
na życzenie – patrz str. 2.10
Corner undercuts upon request – see page 2.10



Materiały informacyjne
– patrz str. 1.3
Material information
– see page 1.3

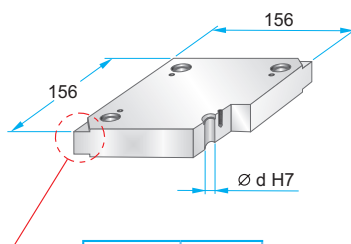
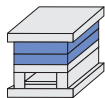
36	2162
46	2311
56	2312
66	2738
76	Toolox33
86	Toolox44
96	2738HH
	2714HH

Korpus formy

Mold base

156x156

**PK 31
PKA 31**



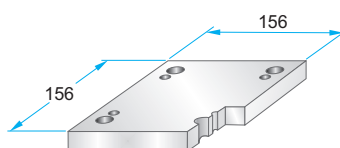
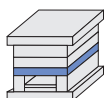
Podcięcia do demontażu na życzenie – patrz str. 2.10
Corner undercuts upon request – see page 2.10

	d
PK 31	19,6
PKA 31	19,7

Materiały informacyjne – patrz str. 1.3
Material information – see page 1.3

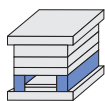
PK 31 – 156 x 156 x	h /	material
PKA 31 – 156 x 156 x	h /	
	17	1730
	22	2083
	27	2085
	36	2162
	46	2311
	56	2312
	66	2738
	76	2767
	86	Toolox33
		Toolox44
		2738HH
		2714HH

**PK 04
PKA 04**

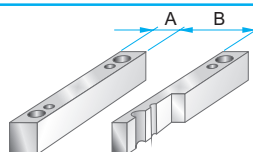


PK 04 – 156 x 156 x	h /	material
PKA 04 – 156 x 156 x	h /	
	17	1730
	22	2312
	27	2085
	36	
	46	
	56	
	66	

**PK 05
PKA 05**

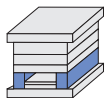


	A	B
PK 05	32	92
PKA 05	29	98

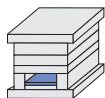


PK 05 – 156 x 156 x	h /	material
PKA 05 – 156 x 156 x	h /	
	36	1730
	46	2085
	56	
	66	
	76	
	86	
	96	

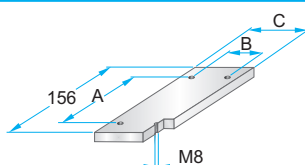
**PK 55
PKA 55**



**PK 06
PKA 06**

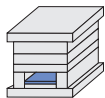


	A	B	C
PK 06	100	68	90
PKA 06	80	70	96

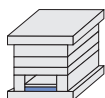


PK 06 – 156 x 156 x	h /	material
PKA 06 – 156 x 156 x	h /	
	9	1730
		2085

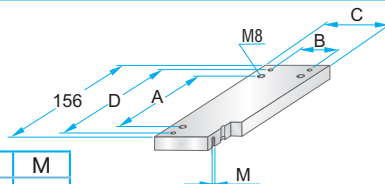
**PK 65
PKA 65**



**PK 07
PKA 07**

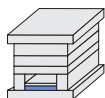


	A	B	C	D	M
PK 07	100	68	90	136	M4
PKA 07	80	70	96	130	M5



PK 07 – 156 x 156 x	h /	material
PKA 07 – 156 x 156 x	h /	
	17	1730
		2312
		2085

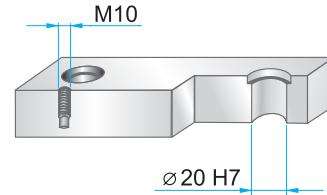
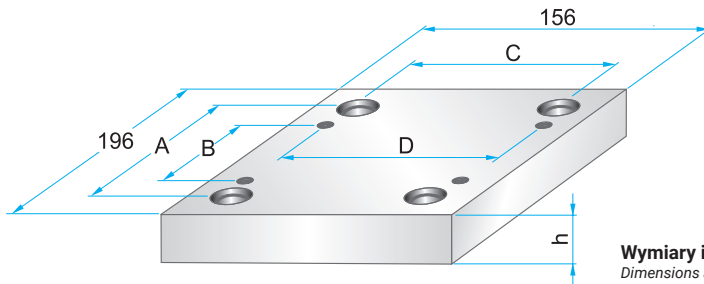
**PK 75
PKA 75**



Korpus formy

Mold base

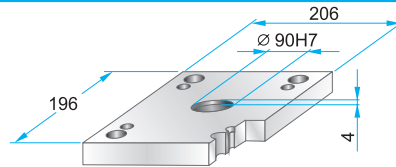
156x196



Wymiary i tolerancje – patrz str. 2.9
Dimensions and tolerances – see page 2.9

	A	B	C	D
PK	156	114	120	126
PKA	164	100	124	124

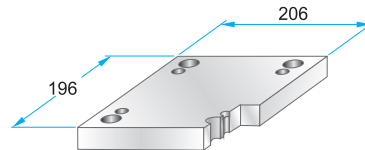
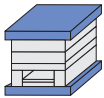
**PK 01
PKA 01**



PK 01 – 156 x 196 x h / material
PKA 01 – 156 x 196 x h / material

17	1730
22	2312
27	2085

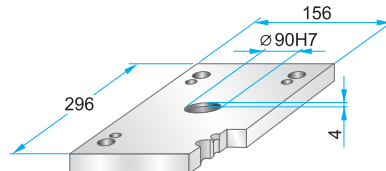
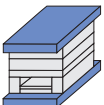
**PK 11
PKA 11**



PK 11 – 156 x 196 x h / material
PKA 11 – 156 x 196 x h / material

17	1730
22	2312
27	2085

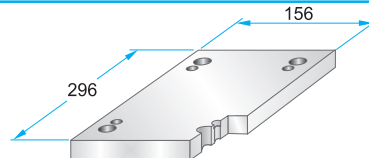
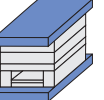
**PK 02
PKA 02**



PK 02 – 156 x 196 x h / material
PKA 02 – 156 x 196 x h / material

22	1730
27	2312
	2085

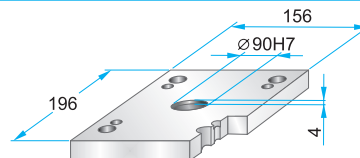
**PK 12
PKA 12**



PK 12 – 156 x 196 x h / material
PKA 12 – 156 x 196 x h / material

22	1730
27	2312
	2085

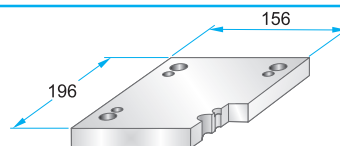
**PK 21
PKA 21**



PK 21 – 156 x 196 x h / material
PKA 21 – 156 x 196 x h / material

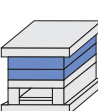
17	1730
22	2312
27	2085

**PK 22
PKA 22**



PK 22 – 156 x 196 x h / material
PKA 22 – 156 x 196 x h / material

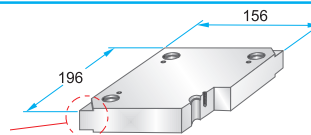
17	1730
22	2312
27	2085



**PK 03
PKA 03**

Podcięcia do demontażu
na życzenie – patrz str. 2.10

Corner undercuts upon request – see page 2.10

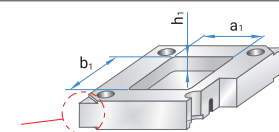


PK 03 – 156 x 196 x h / material
PKA 03 – 156 x 196 x h / material

**PK 35
PKA 35**

Podcięcia do demontażu
na życzenie – patrz str. 2.10

Corner undercuts upon request – see page 2.10



PK 35 – 156 x 196 x h / material
PKA 35 – 156 x 196 x h / (a1/b1/h1)

Materiały informacyjne

– patrz str. 1.3

Material information

– see page 1.3

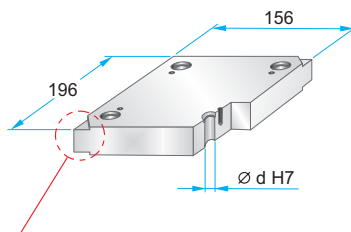
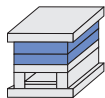
17	1730
22	2083
27	2085
36	2162
46	2311
56	2312
66	2738
76	Toolox33
86	Toolox44
96	2738HH
	2714HH

Korpus formy

Mold base

156x196

**PK 31
PKA 31**



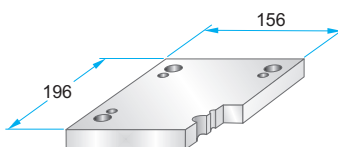
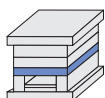
Podcięcia do demontażu na życzenie – patrz str. 2.10
Corner undercuts upon request – see page 2.10

	d
PK 31	19,6
PKA 31	19,7

Materiały informacyjne – patrz str. 1.3
Material information – see page 1.3

PK 31 – 156 x 196 x	h	/	material
PKA 31 – 156 x 196 x	h	/	
	17		1730
	22		2083
	27		2085
	36		2162
	46		2311
	56		2312
	66		2343
	76		2738
	86		2767
			Toolox33
			Toolox44
			2738HH
			2714HH

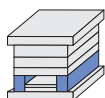
**PK 04
PKA 04**



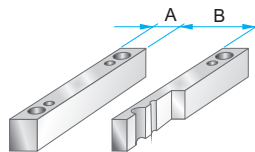
PK 04 – 156 x 196 x h / material
PKA 04 – 156 x 196 x h /

	17	1730
	22	2312
	27	2085
	36	
	46	
	56	
	66	

**PK 05
PKA 05**



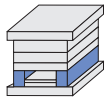
	A	B
PK 05	32	92
PKA 05	29	98



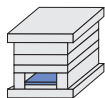
PK 05 – 156 x 196 x h / material
PKA 05 – 156 x 196 x h /

	46	1730
	56	2085
	66	
	76	
	86	
	96	

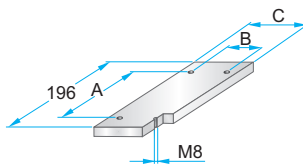
**PK 55
PKA 55**



**PK 06
PKA 06**



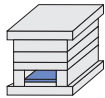
	A	B	C
PK 06	140	68	90
PKA 06	120	70	96



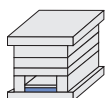
PK 06 – 156 x 196 x h / material
PKA 06 – 156 x 196 x h /

	9	1730
		2085

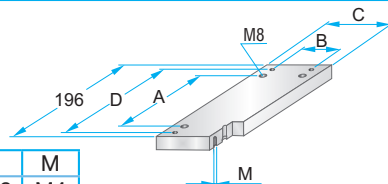
**PK 65
PKA 65**



**PK 07
PKA 07**



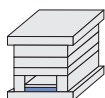
	A	B	C	D	M
PK 07	140	68	90	172	M4
PKA 07	120	70	96	170	M5



PK 07 – 156 x 196 x h / material
PKA 07 – 156 x 196 x h /

	17	1730
		2312
		2085

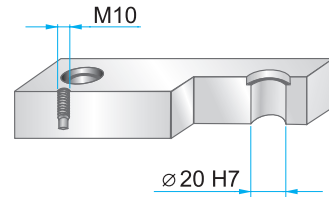
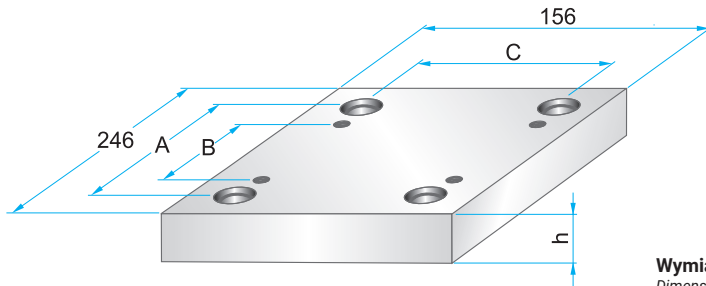
**PK 75
PKA 75**



Korpus formy

Mold base

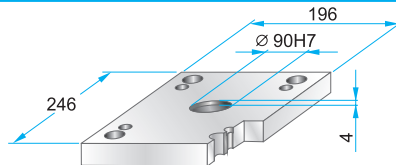
156x246



Wymiary i tolerancje – patrz str. 2.9
Dimensions and tolerances – see page 2.9

	A	B	C
PK	212	162	122
PKA	214	150	124

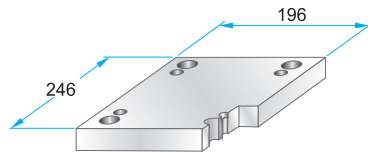
**PK 01
PKA 01**



PK 01 – 156 x 246 x h / material
PKA 01 – 156 x 246 x h / material

22	1730
27	2312
	2085

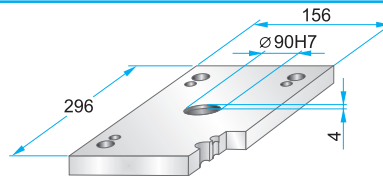
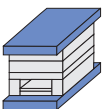
**PK 11
PKA 11**



PK 11 – 156 x 246 x h / material
PKA 11 – 156 x 246 x h / material

22	1730
27	2312
	2085

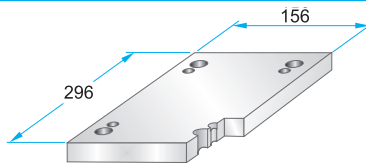
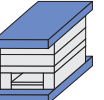
**PK 02
PKA 02**



PK 02 – 156 x 246 x h / material
PKA 02 – 156 x 246 x h / material

22	1730
27	2312
	2085

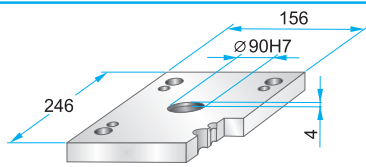
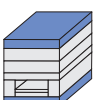
**PK 12
PKA 12**



PK 12 – 156 x 246 x h / material
PKA 12 – 156 x 246 x h / material

22	1730
27	2312
	2085

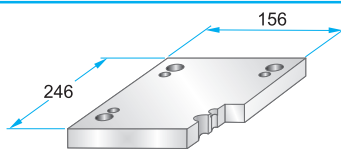
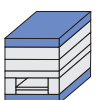
**PK 21
PKA 21**



PK 21 – 156 x 246 x h / material
PKA 21 – 156 x 246 x h / material

17	1730
22	2312
27	2085

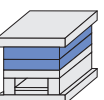
**PK 22
PKA 22**



PK 22 – 156 x 246 x h / material
PKA 22 – 156 x 246 x h / material

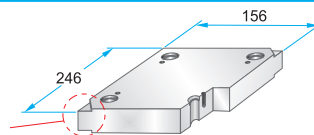
17	1730
22	2312
27	2085

**PK 03
PKA 03**



**Podcięcia do demontażu
na życzenie – patrz str. 2.10**

Corner undercuts upon request – see page 2.10



PK 03 – 156 x 246 x h / material
PKA 03 – 156 x 246 x h / material

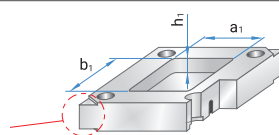
PK 35 – 156 x 246 x h / material
PKA 35 – 156 x 246 x h / (a1/b1/h1)

17	1730
22	2083
27	2085
36	2162
46	2311
56	2312
66	2738
76	Toolox33
86	Toolox44
96	2738HH
	2714HH

**PK 35
PKA 35**

**Podcięcia do demontażu
na życzenie – patrz str. 2.10**

Corner undercuts upon request – see page 2.10



Materiały informacyjne

– patrz str. 1.3

Material information

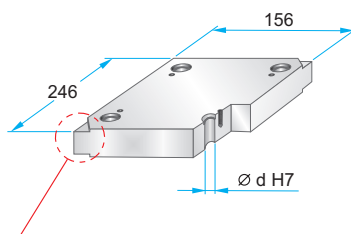
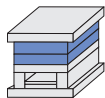
– see page 1.3

Korpus formy

Mold base

156x246

**PK 31
PKA 31**



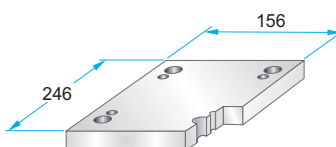
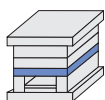
Podcięcia do demontażu na życzenie – patrz str. 2.10
Corner undercuts upon request – see page 2.10

	d
PK 31	19,6
PKA 31	19,7

Materiały informacyjne – patrz str. 1.3
Material information – see page 1.3

PK 31 – 156 x 246 x	h	/	material
PKA 31 – 156 x 246 x	h	/	
	17		1730
	22		2083
	27		2085
	36		2162
	46		2311
	56		2312
	66		2343
	76		2738
	86		2767
			Toolox33
			Toolox44
			2738HH
			2714HH

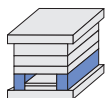
**PK 04
PKA 04**



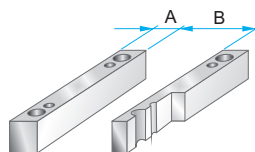
PK 04 – 156 x 246 x h / material
PKA 04 – 156 x 246 x h /

	22	1730
	27	2312
	36	2085
	46	
	56	

**PK 05
PKA 05**



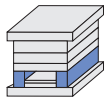
	A	B
PK 05	32	92
PKA 05	29	98



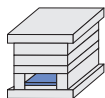
PK 05 – 156 x 246 x h / material
PKA 05 – 156 x 246 x h /

	46	1730
	56	2085
	66	
	76	
	86	
	96	

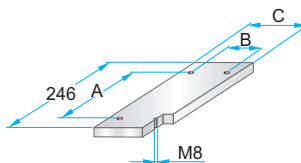
**PK 55
PKA 55**



**PK 06
PKA 06**



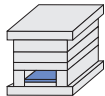
	A	B	C
PK 06	186	68	90
PKA 06	170	70	96



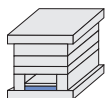
PK 06 – 156 x 246 x h / material
PKA 06 – 156 x 246 x h /

	9	1730
		2085

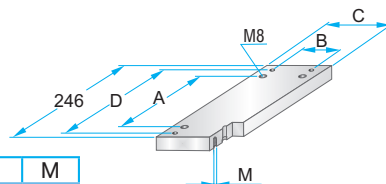
**PK 65
PKA 65**



**PK 07
PKA 07**



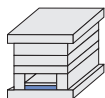
	A	B	C	D	M
PK 07	186	68	90	224	M4
PKA 07	170	70	96	220	M5



PK 07 – 156 x 246 x h / material
PKA 07 – 156 x 246 x h /

	17	1730
		2312
		2085

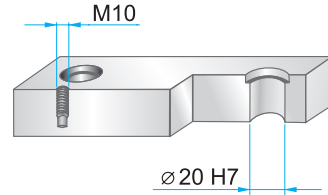
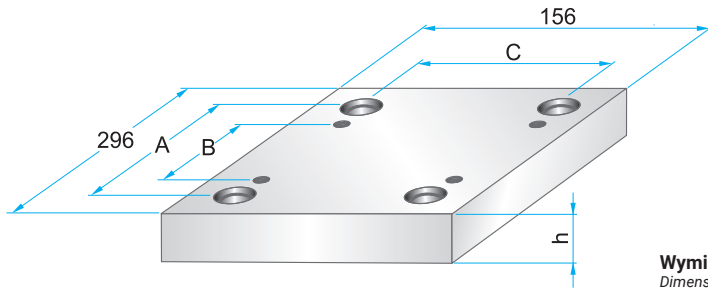
**PK 75
PKA 75**



Korpus formy

Mold base

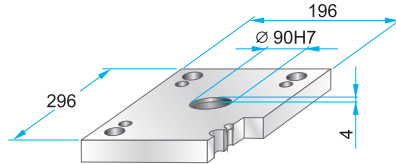
156x296



Wymiary i tolerancje – patrz str. 2.9
Dimensions and tolerances – see page 2.9

	A	B	C
PK	262	212	122
PKA	264	200	124

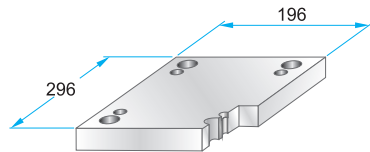
**PK 01
PKA 01**



PK 01 – 156 x 296 x h / material
PKA 01 – 156 x 296 x h / material

22	1730
27	2312
	2085

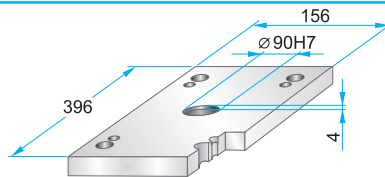
**PK 11
PKA 11**



PK 11 – 156 x 296 x h / material
PKA 11 – 156 x 296 x h / material

22	1730
27	2312
	2085

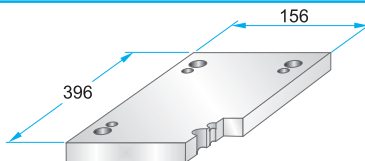
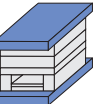
**PK 02
PKA 02**



PK 02 – 156 x 296 x h / material
PKA 02 – 156 x 296 x h / material

22	1730
27	2312
	2085

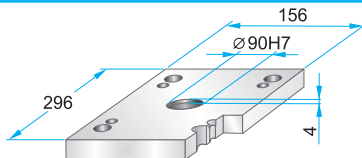
**PK 12
PKA 12**



PK 12 – 156 x 296 x h / material
PKA 12 – 156 x 296 x h / material

22	1730
27	2312
	2085

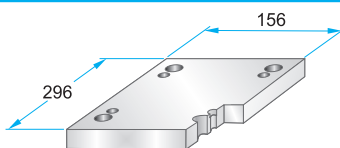
**PK 21
PKA 21**



PK 21 – 156 x 296 x h / material
PKA 21 – 156 x 296 x h / material

22	1730
27	2312
	2085

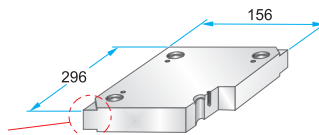
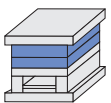
**PK 22
PKA 22**



PK 22 – 156 x 296 x h / material
PKA 22 – 156 x 296 x h / material

22	1730
27	2312
	2085

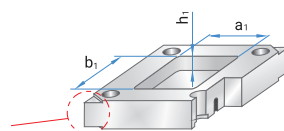
**PK 03
PKA 03**



Podcięcia do demontażu
na życzenie – patrz str. 2.10
Corner undercuts upon request – see page 2.10

**PK 35
PKA 35**

Podcięcia do demontażu
na życzenie – patrz str. 2.10
Corner undercuts upon request – see page 2.10



PK 03 – 156 x 296 x h / material
PKA 03 – 156 x 296 x h / material

PK 35 – 156 x 296 x h / material
PKA 35 – 156 x 296 x h / (a1/b1/h1)

17	1730
22	2083
27	2085
36	2162
46	2311
56	2312
66	2738
76	Toolox33
86	Toolox44
	2738HH
	2714HH

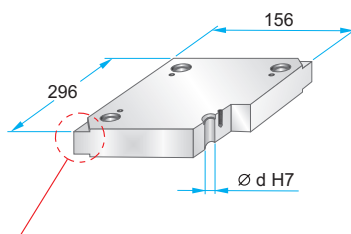
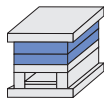
Materiały informacyjne
– patrz str. 1.3
Material information
– see page 1.3

Korpus formy

Mold base

156x296

**PK 31
PKA 31**



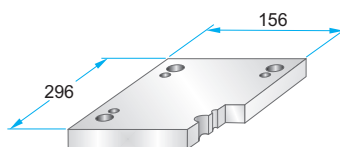
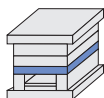
Podcięcia do demontażu na życzenie – patrz str. 2.10
Corner undercuts upon request – see page 2.10

	d
PK 31	19,6
PKA 31	19,7

Materialy informacyjne – patrz str. 1.3
Material information – see page 1.3

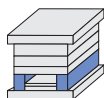
PK 31 – 156 x 296 x	h	/	material
PKA 31 – 156 x 296 x	h	/	
	17		1730
	22		2083
	27		2085
	36		2162
	46		2311
	56		2312
	66		2343
	76		2738
	86		2767
			Toolox33
			Toolox44
			2738HH
			2714HH

**PK 04
PKA 04**

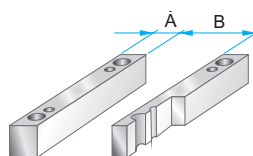


PK 04 – 156 x 296 x	h	/	material
PKA 04 – 156 x 296 x	h	/	
	27		1730
	36		2312
	46		2085
	56		

**PK 05
PKA 05**

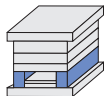


	A	B
PK 05	32	92
PKA 05	29	98

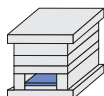


PK 05 – 156 x 296 x	h	/	material
PKA 05 – 156 x 296 x	h	/	
	46		1730
	56		2085
	66		
	76		
	86		
	96		

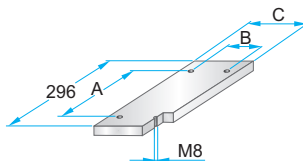
**PK 55
PKA 55**



**PK 06
PKA 06**

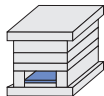


	A	B	C
PK 06	236	68	90
PKA 06	220	70	96

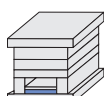


PK 06 – 156 x 296 x	h	/	material
PKA 06 – 156 x 296 x	h	/	
	12		1730
			2085

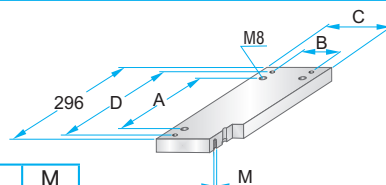
**PK 65
PKA 65**



**PK 07
PKA 07**

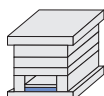


	A	B	C	D	M
PK 07	236	68	90	274	M4
PKA 07	220	70	96	270	M5



PK 07 – 156 x 296 x	h	/	material
PKA 07 – 156 x 296 x	h	/	
	17		1730
			2312
			2085

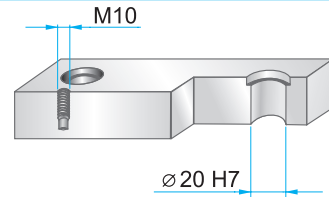
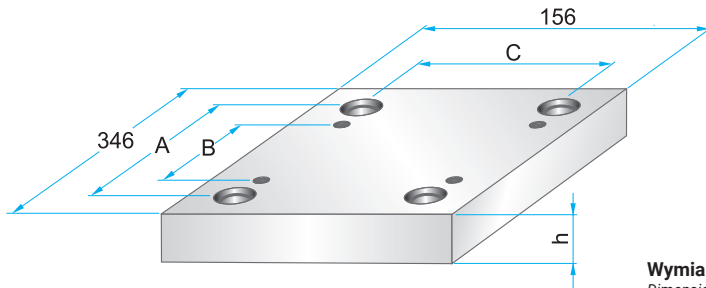
**PK 75
PKA 75**



Korpus formy

Mold base

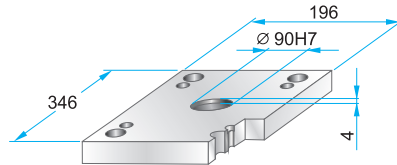
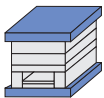
156x346



Wymiary i tolerancje – patrz str. 2.9
Dimensions and tolerances – see page 2.9

	A	B	C
PK	312	262	122
PKA	314	250	124

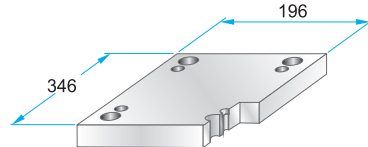
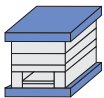
**PK 01
PKA 01**



PK 01 – 156 x 346 x h / material
PKA 01 – 156 x 346 x h / material

22	1730
27	2312
	2085

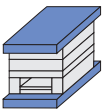
**PK 11
PKA 11**



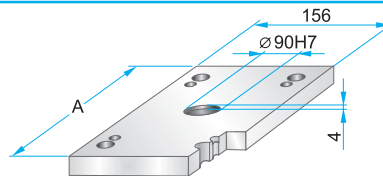
PK 11 – 156 x 346 x h / material
PKA 11 – 156 x 346 x h / material

22	1730
27	2312
	2085

**PK 02
PKA 02**



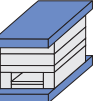
	A
PK 02	396
PKA 02	446



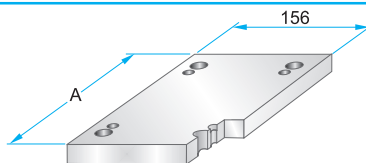
PK 02 – 156 x 346 x h / material
PKA 02 – 156 x 346 x h / material

22	1730
27	2312
	2085

**PK 12
PKA 12**



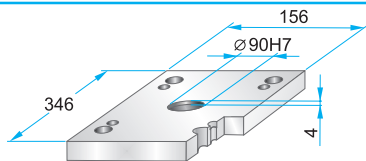
	A
PK 12	396
PKA 12	446



PK 12 – 156 x 346 x h / material
PKA 12 – 156 x 346 x h / material

22	1730
27	2312
	2085

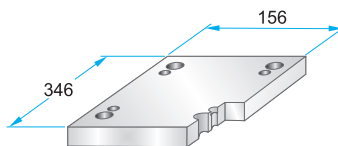
**PK 21
PKA 21**



PK 21 – 156 x 346 x h / material
PKA 21 – 156 x 346 x h / material

22	1730
27	2312
	2085

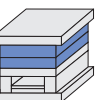
**PK 22
PKA 22**



PK 22 – 156 x 346 x h / material
PKA 22 – 156 x 346 x h / material

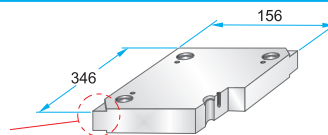
22	1730
27	2312
	2085

**PK 03
PKA 03**



Podcięcia do demontażu
na życzenie – patrz str. 2.10

Corner undercuts upon request – see page 2.10



PK 03 – 156 x 346 x h / material
PKA 03 – 156 x 346 x h / material

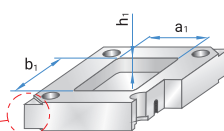
PK 35 – 156 x 346 x h / material
PKA 35 – 156 x 346 x h / (a1/b1/h1)

17	1730
22	2083
27	2085
36	2162
46	2311
56	2312
66	2738
76	Toolox33
86	Toolox44
	2738HH
	2714HH

**PK 35
PKA 35**

Podcięcia do demontażu
na życzenie – patrz str. 2.10

Corner undercuts upon request – see page 2.10



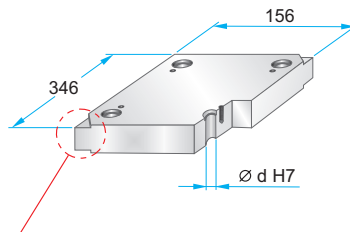
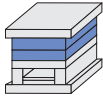
Materiały informacyjne
– patrz str. 1.3
Material information
– see page 1.3

Korpus formy

Mold base

156x346

**PK 31
PKA 31**



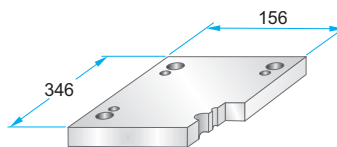
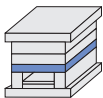
Podcięcia do demontażu na życzenie – patrz str. 2.10
Corner undercuts upon request – see page 2.10

	d
PK 31	19,6
PKA 31	19,7

Materialy informacyjne – patrz str. 1.3
Material information – see page 1.3

PK 31 – 156 x 346 x	h	/	material
PKA 31 – 156 x 346 x	h	/	
	17		1730
	22		2083
	27		2085
	36		2162
	46		2311
	56		2312
	66		2343
	76		2738
	86		2767
			Toolox33
			Toolox44
			2738HH
			2714HH

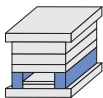
**PK 04
PKA 04**



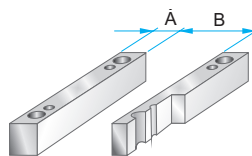
PK 04 – 156 x 346 x **h / material**
PKA 04 – 156 x 346 x **h /**

	27	1730
	36	2312
	46	2085
	56	

**PK 05
PKA 05**



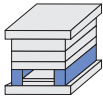
	A	B
PK 05	32	92
PKA 05	29	98



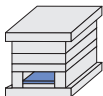
PK 05 – 156 x 346 x **h / material**
PKA 05 – 156 x 346 x **h /**

	46	1730
	56	2085
	66	
	76	
	86	
	96	

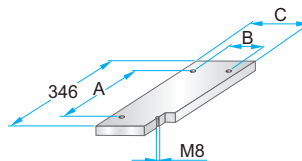
**PK 55
PKA 55**



**PK 06
PKA 06**



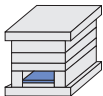
	A	B	C
PK 06	286	68	90
PKA 06	270	70	96



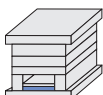
PK 06 – 156 x 346 x **h / material**
PKA 06 – 156 x 346 x **h /**

	12	1730
		2085

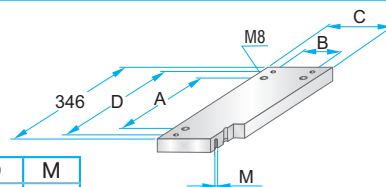
**PK 65
PKA 65**



**PK 07
PKA 07**



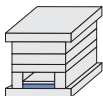
	A	B	C	D	M
PK 07	286	68	90	324	M4
PKA 07	270	70	96	320	M5



PK 07 – 156 x 346 x **h / material**
PKA 07 – 156 x 346 x **h /**

	17	1730
		2312
		2085

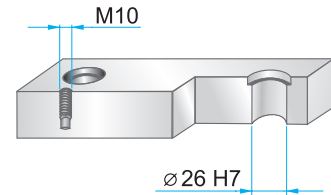
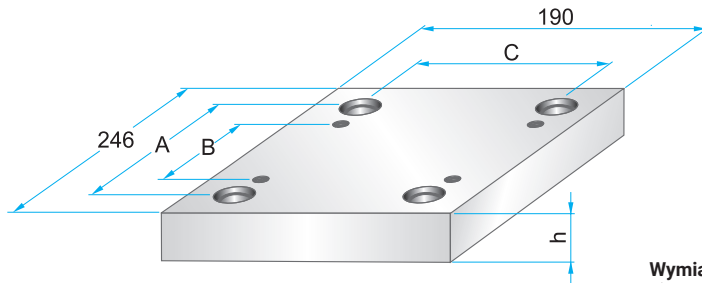
**PK 75
PKA 75**



Korpus formy

Mold base

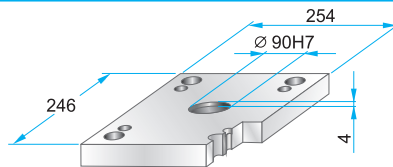
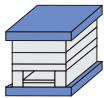
190x246



Wymiary i tolerancje – patrz str. 2.9
Dimensions and tolerances – see page 2.9

	A	B	C
PK	202	150	148

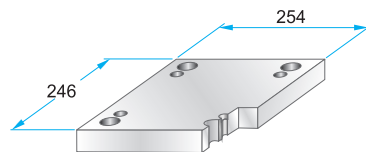
PK 01



PK 01 – 190 x 246 x h / material

22	1730
27	2312
	2085

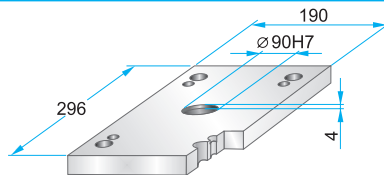
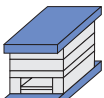
PK 11



PK 11 – 190 x 246 x h / material

22	1730
27	2312
	2085

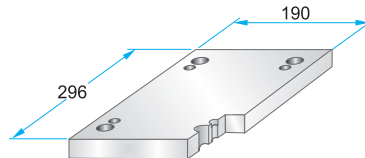
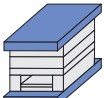
PK 02



PK 02 – 190 x 246 x h / material

22	1730
27	2312
	2085

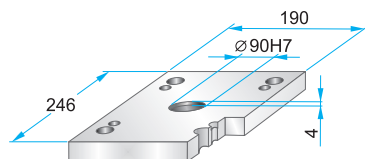
PK 12



PK 12 – 190 x 246 x h / material

22	1730
27	2312
	2085

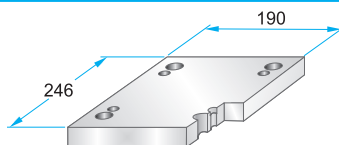
PK 21



PK 21 – 190 x 246 x h / material

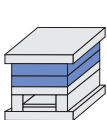
17	1730
22	2312
	2085

PK 22



PK 22 – 190 x 246 x h / material

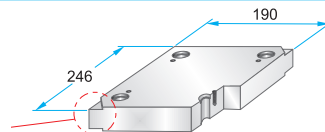
17	1730
22	2312
	2085



PK 03

Podcięcia do demontażu na życzenie – patrz str. 2.10

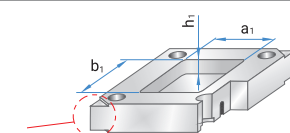
Corner undercuts upon request – see page 2.10



PK 35

Podcięcia do demontażu na życzenie – patrz str. 2.10

Corner undercuts upon request – see page 2.10



PK 03 – 190 x 246 x h / material

PK 35 – 190 x 246 x h / material (a₁/b₁/h₁)

17	1730
22	2083
27	2085
36	2162
46	2311
56	2312
66	2738
76	Toolox33
86	Toolox44
96	2738HH
	2714HH

Materiały informacyjne

– patrz str. 1.3

Material information

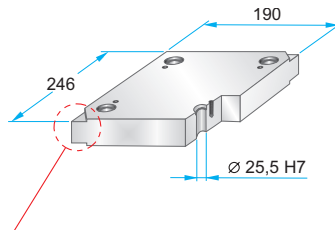
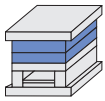
– see page 1.3

Korpus formy

Mold base

190x246

PK 31



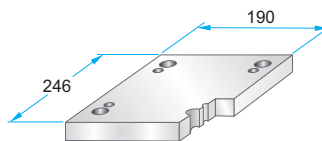
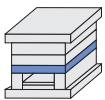
PK 31 – 190 x 246 x h / material

h	material
17	1730
22	2083
27	2085
36	2162
46	2311
56	2312
66	2343
76	2738
86	2767
96	Toolox33
	Toolox44
	2738HH
	2714HH

Podcięcia do demontażu na życzenie – patrz str. 2.10
Corner undercuts upon request – see page 2.10

Materiały informacyjne – patrz str. 1.3
Material information – see page 1.3

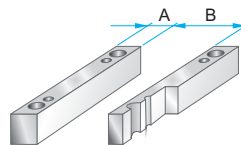
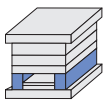
PK 04



PK 04 – 190 x 246 x h / material

h	material
27	1730
36	2312
46	2085
56	

PK 05

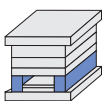


PK 05 – 190 x 246 x h / material

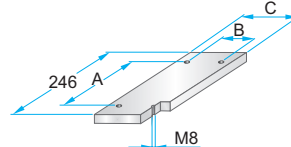
h	material
46	1730
56	2085
76	

	A	B
PK 05	38	114

PK 55



PK 06



PK 06 – 190 x 246 x h / material

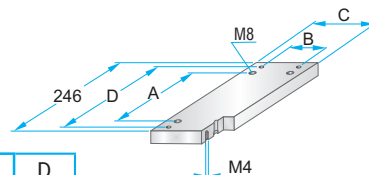
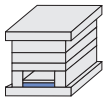
h	material
12	1730
	2085

	A	B	C
PK 06	182	90	112

PK 65



PK 07



PK 07 – 190 x 246 x h / material

h	material
17	1730
	2312
	2085

	A	B	C	D
PK 07	182	90	112	216

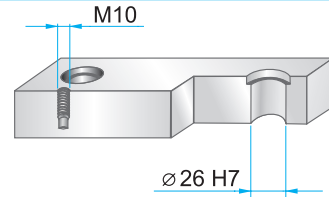
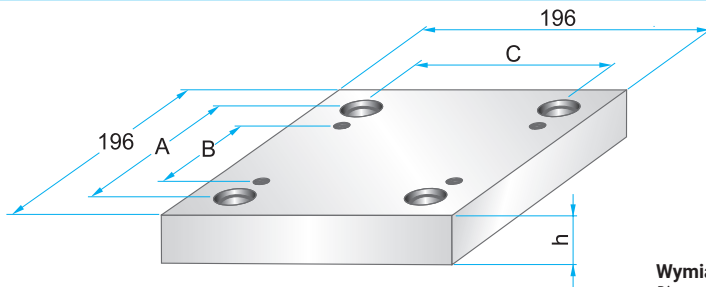
PK 75



Korpus formy

Mold base

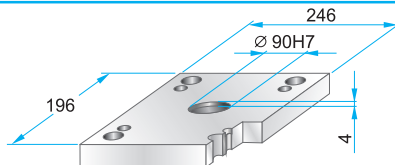
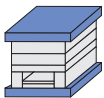
196x196



Wymiary i tolerancje – patrz str. 2.9
Dimensions and tolerances – see page 2.9

	A	B	C
PK	152	100	154
PKA	156	86	156

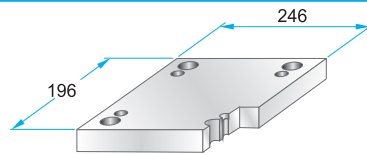
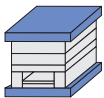
**PK 01
PKA 01**



PK 01 – 196 x 196 x h / material
PKA 01 – 196 x 196 x h / material

22	1730
27	2312
36	2085
46	

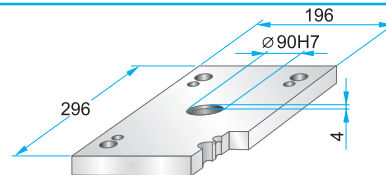
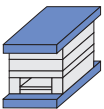
**PK 11
PKA 11**



PK 11 – 196 x 196 x h / material
PKA 11 – 196 x 196 x h / material

22	1730
27	2312
36	2085
46	

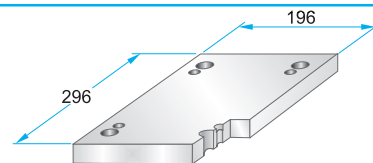
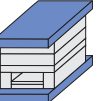
**PK 02
PKA 02**



PK 02 – 196 x 196 x h / material
PKA 02 – 196 x 196 x h / material

22	1730
27	2312
36	2085

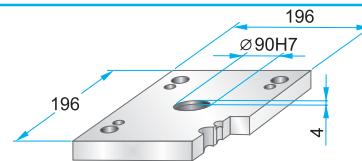
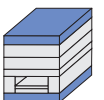
**PK 12
PKA 12**



PK 12 – 196 x 196 x h / material
PKA 12 – 196 x 196 x h / material

22	1730
27	2312
36	2085

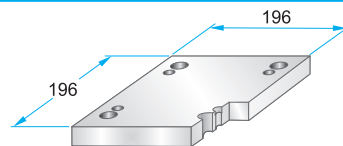
**PK 21
PKA 21**



PK 21 – 196 x 196 x h / material
PKA 21 – 196 x 196 x h / material

17	1730
22	2312
27	2085

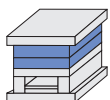
**PK 22
PKA 22**



PK 22 – 196 x 196 x h / material
PKA 22 – 196 x 196 x h / material

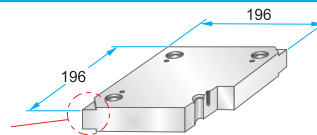
17	1730
22	2312
27	2085

**PK 03
PKA 03**



Podcięcia do demontażu
na życzenie – patrz str. 2.10

Corner undercuts upon request – see page 2.10



PK 03 – 196 x 196 x h / material
PKA 03 – 196 x 196 x h / material

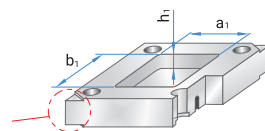
PK 35 – 196 x 196 x h / material
PKA 35 – 196 x 196 x h / (a1/b1/h1)

17	1730
22	2083
27	2085
36	2162
46	2311
56	2312
66	2738

**PK 35
PKA 35**

Podcięcia do demontażu
na życzenie – patrz str. 2.10

Corner undercuts upon request – see page 2.10



Materiały informacyjne

– patrz str. 1.3

Material information

– see page 1.3

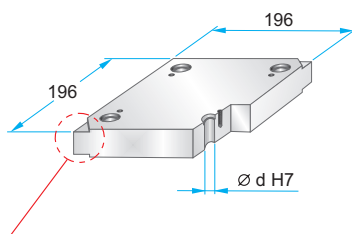
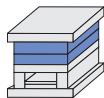
76	Toolox33
86	Toolox44
96	2738HH
116	2714HH

Korpus formy

Mold base

196x196

**PK 31
PKA 31**



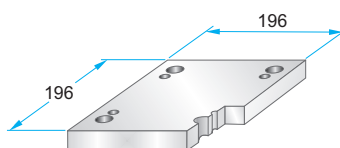
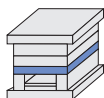
Podcięcia do demontażu na życzenie – patrz str. 2.10
Corner undercuts upon request – see page 2.10

	d
PK 31	25,5
PKA 31	25,6

Materiały informacyjne – patrz str. 1.3
Material information – see page 1.3

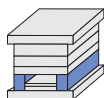
PK 31 – 196 x 196 x	h /	material
PKA 31 – 196 x 196 x	h /	
17	1730	
22	2083	
27	2085	
36	2162	
46	2311	
56	2312	
66	2343	
76	2738	
86	2767	
96	Toolox33	
	Toolox44	
	2738HH	
	2714HH	

**PK 04
PKA 04**

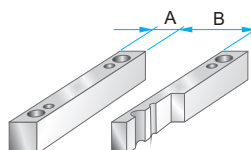


PK 04 – 196 x 196 x	h /	material
PKA 04 – 196 x 196 x	h /	
17	1730	
22	2312	
27	2085	
36		
46		
56		
66		

**PK 05
PKA 05**

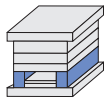


	A	B
PK 05	38	120
PKA 05	36	124

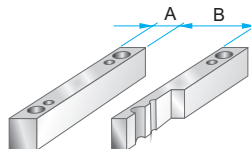


PK 05 – 196 x 196 x	h /	material
PKA 05 – 196 x 196 x	h /	
46	1730	
56	2085	
66		
76		
86		
96		

**PK 55
PKA 55**

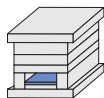


	A	B
PK 55	52	92
PKA 55	50	96

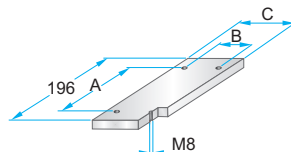


PK 55 – 196 x 196 x	h /	material
PKA 55 – 196 x 196 x	h /	
46	1730	
56	2085	
66		
76		
86		
96		

**PK 06
PKA 06**

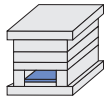


	A	B	C
PK 06	132	96	118
PKA 06	120	96	122

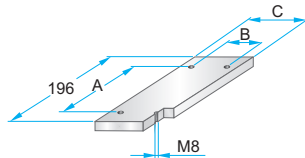


PK 06 – 196 x 196 x	h /	material
PKA 06 – 196 x 196 x	h /	
12	1730	
	2085	

**PK 65
PKA 65**

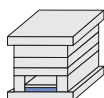


	A	B	C
PK 65	132	66	88
PKA 65	120	68	94

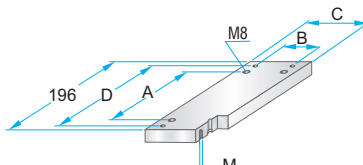


PK 65 – 196 x 196 x	h /	material
PKA 65 – 196 x 196 x	h /	
12	1730	
	2085	

**PK 07
PKA 07**

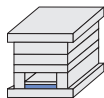


	A	B	C	D	M
PK 07	132	96	118	166	M4
PKA 07	120	96	122	170	M5

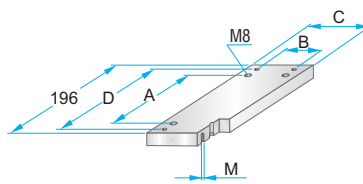


PK 07 – 196 x 196 x	h /	material
PKA 07 – 196 x 196 x	h /	
17	1730	
	2312	
	2085	

**PK 75
PKA 75**



	A	B	C	D	M
PK 75	132	66	88	166	M4
PKA 75	120	68	94	170	M5

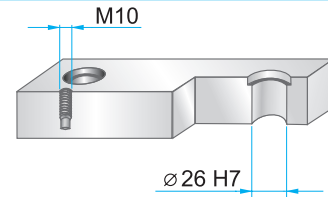
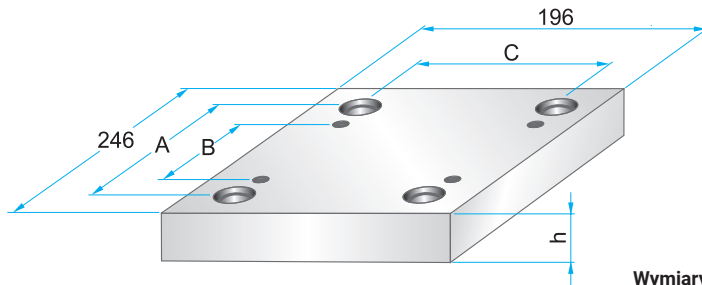


PK 75 – 196 x 196 x	h /	material
PKA 75 – 196 x 196 x	h /	
17	1730	
	2312	
	2085	

Korpus formy

Mold base

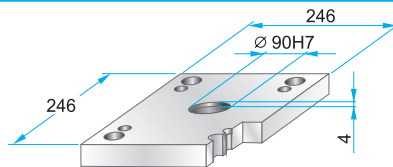
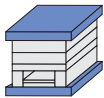
196x246



Wymiary i tolerancje – patrz str. 2.9
Dimensions and tolerances – see page 2.9

	A	B	C
PKA	206	136	156

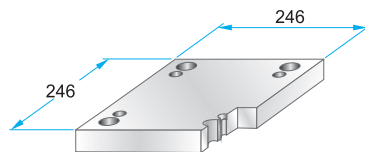
PKA 01



PKA 01 – 196 x 246 x h / material

22	1730
27	2312
36	2085
46	

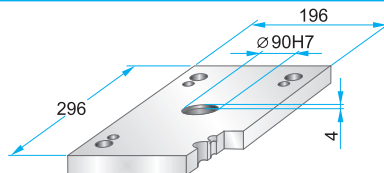
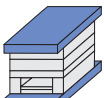
PKA 11



PKA 11 – 196 x 246 x h / material

22	1730
27	2312
36	2085
46	

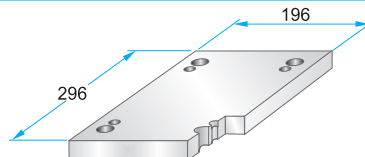
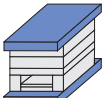
PKA 02



PKA 02 – 196 x 246 x h / material

22	1730
27	2312
36	2085

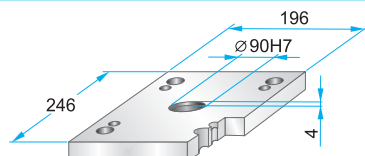
PKA 12



PKA 12 – 196 x 246 x h / material

22	1730
27	2312
36	2085

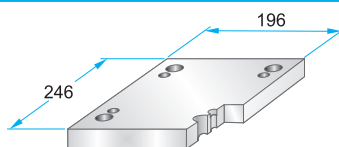
PKA 21



PKA 21 – 196 x 246 x h / material

22	1730
27	2312
	2085

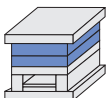
PKA 22



PKA 22 – 196 x 246 x h / material

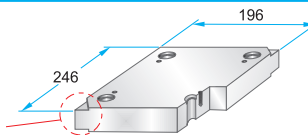
22	1730
27	2312
	2085

PKA 03



**Podcięcia do demontażu
na życzenie – patrz str. 2.10**

Corner undercuts upon request – see page 2.10



PKA 03 – 196 x 246 x h / material

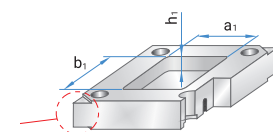
PKA 35 – 196 x 246 x h / material (a1/b1/h1)

17	1730
22	2083
27	2085
36	2162
46	2311
56	2312
66	2738
76	Toolox33
86	Toolox44
96	2738HH
116	2714HH

PKA 35

**Podcięcia do demontażu
na życzenie – patrz str. 2.10**

Corner undercuts upon request – see page 2.10



Materiały informacyjne

– patrz str. 1.3

Material information

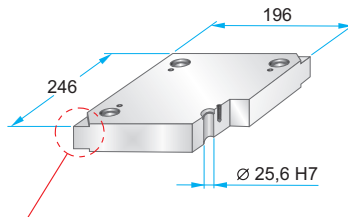
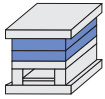
– see page 1.3

Korpus formy

Mold base

196x246

PKA 31



Podcięcia do demontażu na życzenie – patrz str. 2.10

Corner undercuts upon request – see page 2.10

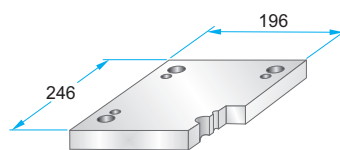
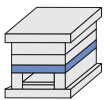
Materiały informacyjne – patrz str. 1.3

Material information – see page 1.3

PKA 31 – 196 x 246 x h / material

17	1730
22	2083
27	2085
36	2162
46	2311
56	2312
66	2343
76	2738
86	2767
96	Toolox33
	Toolox44
	2738HH
	2714HH

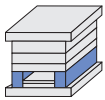
PKA 04



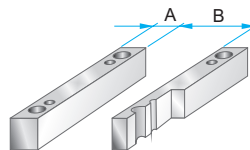
PKA 04 – 196 x 246 x h / material

17	1730
22	2312
27	2085
36	
46	
56	
66	

PKA 05



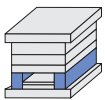
	A	B
PKA 05	36	124



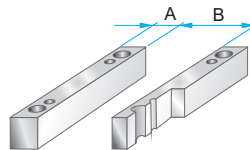
PKA 05 – 196 x 246 x h / material

46	1730
56	2085
66	
76	
86	
96	

PKA 55



	A	B
PKA 55	50	96



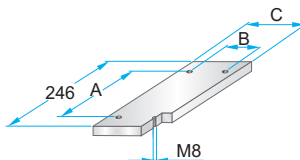
PKA 55 – 196 x 246 x h / material

46	1730
56	2085
66	
76	
86	
96	

PKA 06



	A	B	C
PKA 06	170	96	122



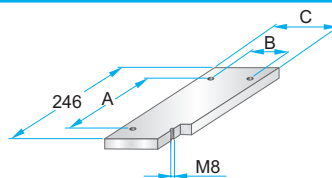
PKA 06 – 196 x 246 x h / material

12	1730
	2085

PKA 65



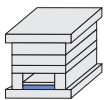
	A	B	C
PKA 65	170	68	94



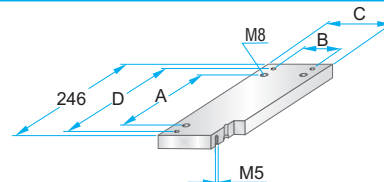
PKA 65 – 196 x 246 x h / material

12	1730
	2085

PKA 07



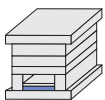
	A	B	C	D
PKA 07	170	96	122	220



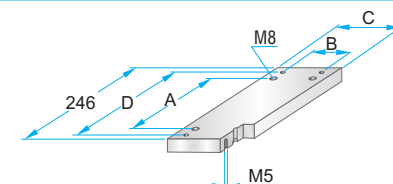
PKA 07 – 196 x 246 x h / material

17	1730
	2312
	2085

PKA 75



	A	B	C	D
PKA 75	170	68	94	220



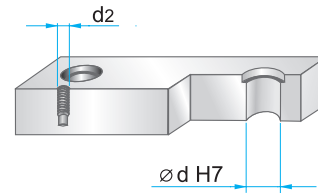
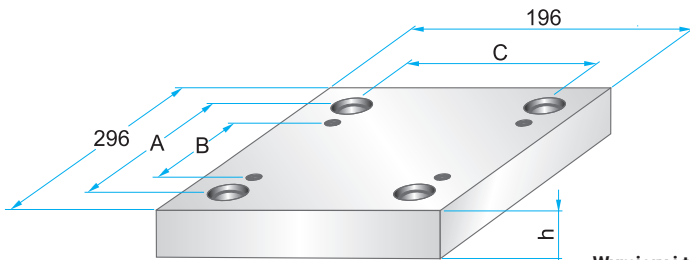
PKA 75 – 196 x 246 x h / material

17	1730
	2312
	2085

Korpus formy

Mold base

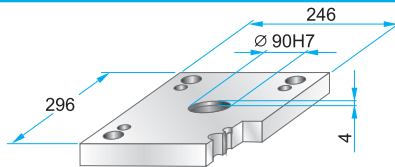
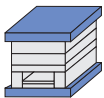
196x296



Wymiary i tolerancje – patrz str. 2.9
Dimensions and tolerances – see page 2.9

	A	B	C	d	d ₂
PK	244	186	150	30	M12
PKA	256	186	156	26	M10

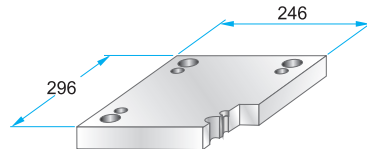
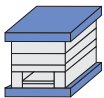
**PK 01
PKA 01**



PK 01 – 196 x 296 x h / material
PKA 01 – 196 x 296 x h / material

22	1730
27	2312
36	2085
46	

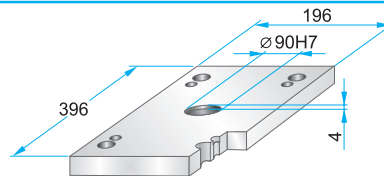
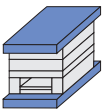
**PK 11
PKA 11**



PK 11 – 196 x 296 x h / material
PKA 11 – 196 x 296 x h / material

22	1730
27	2312
36	2085
46	

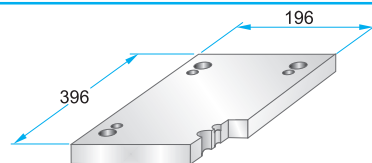
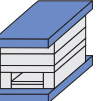
**PK 02
PKA 02**



PK 02 – 196 x 296 x h / material
PKA 02 – 196 x 296 x h / material

22	1730
27	2312
36	2085

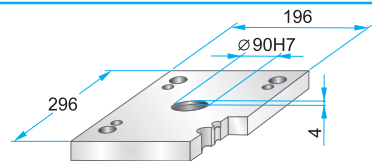
**PK 12
PKA 12**



PK 12 – 196 x 296 x h / material
PKA 12 – 196 x 296 x h / material

22	1730
27	2312
36	2085

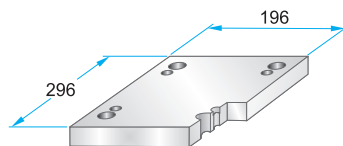
**PK 21
PKA 21**



PK 21 – 196 x 296 x h / material
PKA 21 – 196 x 296 x h / material

22	1730
27	2312
	2085

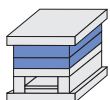
**PK 22
PKA 22**



PK 22 – 196 x 296 x h / material
PKA 22 – 196 x 296 x h / material

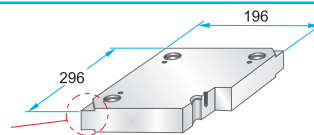
17	1730
22	2312
27	2085

**PK 03
PKA 03**



Podcięcia do demontażu
na życzenie – patrz str. 2.10

Corner undercuts upon request – see page 2.10



PK 03 – 196 x 296 x h / material
PKA 03 – 196 x 296 x h / material

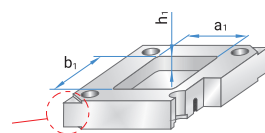
PK 35 – 196 x 296 x h / material
PKA 35 – 196 x 296 x h / (a₁/b₁/h₁)

17	1730
22	2083
27	2085
36	2162
46	2311
56	2312
66	2738

**PK 35
PKA 35**

Podcięcia do demontażu
na życzenie – patrz str. 2.10

Corner undercuts upon request – see page 2.10



Materiały informacyjne

– patrz str. 1.3

Material information

– see page 1.3

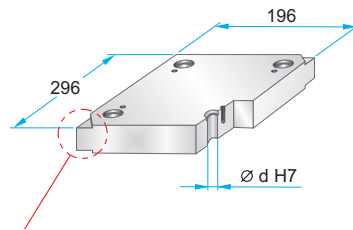
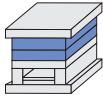
76	Toolox33
86	Toolox44
96	2738HH
116	2714HH

Korpus formy

Mold base

196x296

**PK 31
PKA 31**



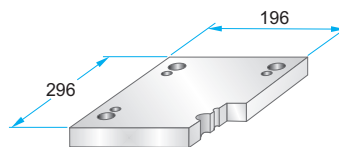
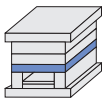
Podcięcia do demontażu na życzenie – patrz str. 2.10
Corner undercuts upon request – see page 2.10

	d
PK 31	29,4
PKA 31	25,6

Materiały informacyjne – patrz str. 1.3
Material information – see page 1.3

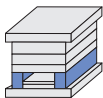
PK 31 – 196 x 296 x	h	/	material
PKA 31 – 196 x 296 x	h	/	
	17		1730
	22		2083
	27		2085
	36		2162
	46		2311
	56		2312
	66		2343
	76		2738
	86		2767
	96		Toolox33
			Toolox44
			2738HH
			2714HH

**PK 04
PKA 04**

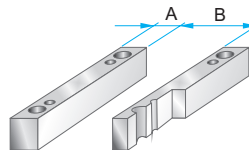


PK 04 – 196 x 296 x	h	/	material
PKA 04 – 196 x 296 x	h	/	
	22		1730
	27		2312
	36		2085
	46		
	56		
	66		

**PK 05
PKA 05**

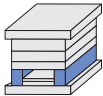


	A	B
PK 05	43	110
PKA 05	36	124

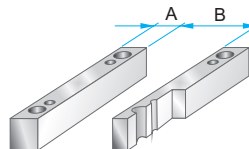


PK 05 – 196 x 296 x	h	/	material
PKA 05 – 196 x 296 x	h	/	
	46		1730
	56		2085
	66		
	76		
	86		
	96		

**PK 55
PKA 55**

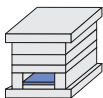


	A	B
PK 55	58	80
PKA 55	50	96

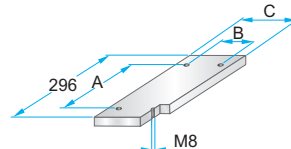


PK 55 – 196 x 296 x	h	/	material
PKA 55 – 196 x 296 x	h	/	
	46		1730
	56		2085
	66		
	76		
	86		
	96		

**PK 06
PKA 06**

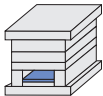


	A	B	C
PK 06	230	90	108
PKA 06	220	96	122

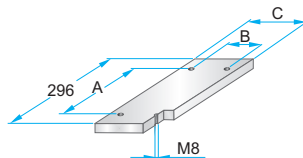


PK 06 – 196 x 296 x	h	/	material
PKA 06 – 196 x 296 x	h	/	
	12		1730
			2085

**PK 65
PKA 65**

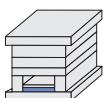


	A	B	C
PK 65	230	58	76
PKA 65	220	68	94

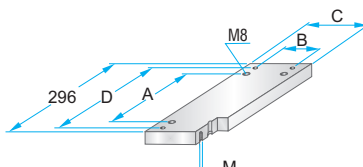


PK 65 – 196 x 296 x	h	/	material
PKA 65 – 196 x 296 x	h	/	
	12		1730
			2085

**PK 07
PKA 07**

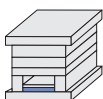


	A	B	C	D	M
PK 07	230	90	108	266	M4
PKA 07	220	96	122	270	M5

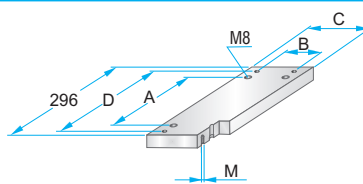


PK 07 – 196 x 296 x	h	/	material
PKA 07 – 196 x 296 x	h	/	
	17		1730
			2312
			2085

**PK 75
PKA 75**



	A	B	C	D	M
PK 75	230	58	76	266	M4
PKA 75	220	68	94	270	M5

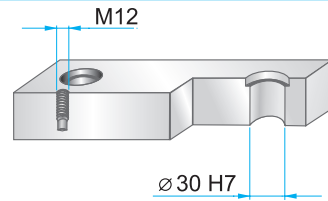
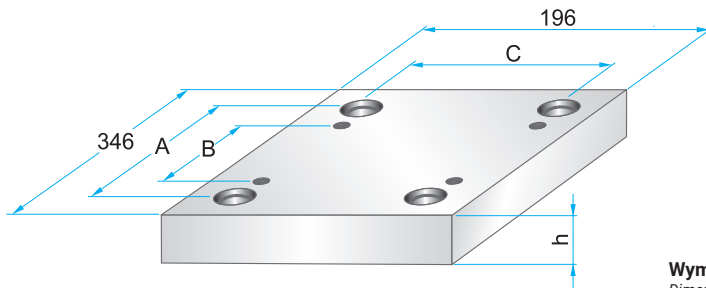


PK 75 – 196 x 296 x	h	/	material
PKA 75 – 196 x 296 x	h	/	
	17		1730
			2312
			2085

Korpus formy

Mold base

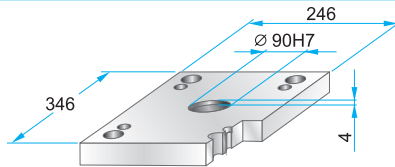
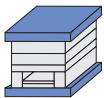
196x346



Wymiary i tolerancje – patrz str. 2.9
Dimensions and tolerances – see page 2.9

	A	B	C
PK	294	236	150
PKA	298	220	148

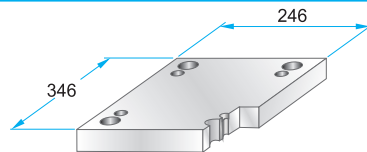
**PK 01
PKA 01**



PK 01 – 196 x 346 x h / material
PKA 01 – 196 x 346 x h / material

22	1730
27	2312
36	2085

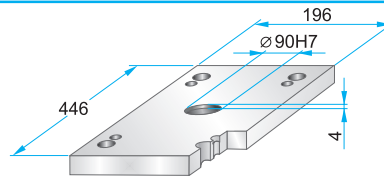
**PK 11
PKA 11**



PK 11 – 196 x 346 x h / material
PKA 11 – 196 x 346 x h / material

22	1730
27	2312
36	2085

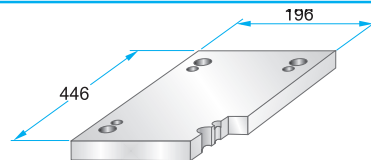
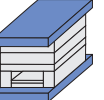
**PK 02
PKA 02**



PK 02 – 196 x 346 x h / material
PKA 02 – 196 x 346 x h / material

27	1730
36	2312
	2085

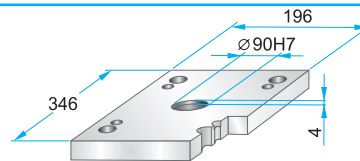
**PK 12
PKA 12**



PK 12 – 196 x 346 x h / material
PKA 12 – 196 x 346 x h / material

27	1730
36	2312
	2085

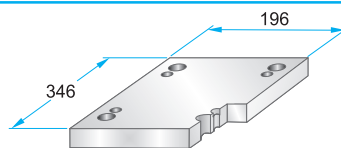
**PK 21
PKA 21**



PK 21 – 196 x 346 x h / material
PKA 21 – 196 x 346 x h / material

22	1730
27	2312
	2085

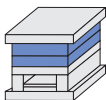
**PK 22
PKA 22**



PK 22 – 196 x 346 x h / material
PKA 22 – 196 x 346 x h / material

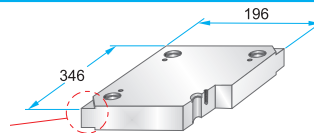
17	1730
22	2312
27	2085

**PK 03
PKA 03**



**Podcięcia do demontażu
na życzenie – patrz str. 2.10**

Corner undercuts upon request – see page 2.10



PK 03 – 196 x 346 x h / material
PKA 03 – 196 x 346 x h / material

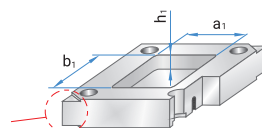
PK 35 – 196 x 346 x h / material
PKA 35 – 196 x 346 x h / (a1/b1/h1)

17	1730
22	2083
27	2085
36	2162
46	2311
56	2312
66	2738
76	Toolox33
86	Toolox44
96	2738HH
116	2714HH

**PK 35
PKA 35**

**Podcięcia do demontażu
na życzenie – patrz str. 2.10**

Corner undercuts upon request – see page 2.10



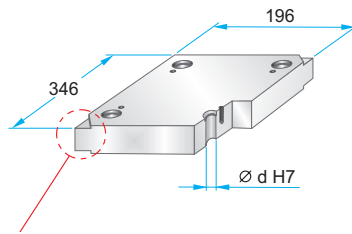
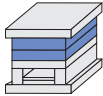
Materiały informacyjne
– patrz str. 1.3
Material information
– see page 1.3

Korpus formy

Mold base

196x346

**PK 31
PKA 31**



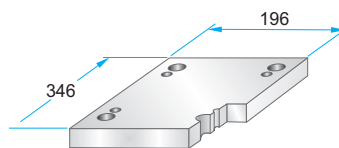
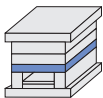
Podcięcia do demontażu na życzenie – patrz str. 2.10
Corner undercuts upon request – see page 2.10

	d
PK 31	29,4
PKA 31	29,5

Materiały informacyjne – patrz str. 1.3
Material information – see page 1.3

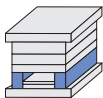
PK 31 – 196 x 346 x	h	/	material
PKA 31 – 196 x 346 x	h	/	
	17	/	1730
	22	/	2083
	27	/	2085
	36	/	2162
	46	/	2311
	56	/	2312
	66	/	2343
	76	/	2738
	86	/	2767
	96	/	Toolox33
			Toolox44
			2738HH
			2714HH

**PK 04
PKA 04**

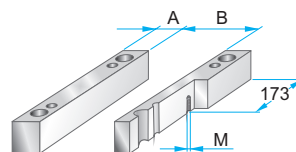


PK 04 – 196 x 346 x	h	/	material
PKA 04 – 196 x 346 x	h	/	
	27	/	1730
	36	/	2312
	46	/	2085
	56	/	

**PK 05
PKA 05**

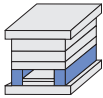


	A	B	M
PK 05	43	110	-
PKA 05	44	108	M10

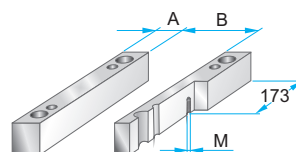


PK 05 – 196 x 346 x	h	/	material
PKA 05 – 196 x 346 x	h	/	
	56	/	1730
	66	/	2085
	76	/	
	86	/	
	96	/	
	116	/	

**PK 55
PKA 55**

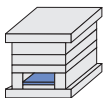


	A	B	M
PK 55	58	80	-
PKA 55	60	76	M10

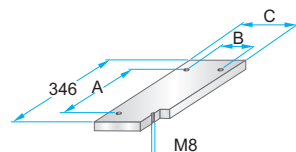


PK 55 – 196 x 346 x	h	/	material
PKA 55 – 196 x 346 x	h	/	
	56	/	1730
	66	/	2085
	76	/	
	86	/	
	96	/	
	116	/	

**PK 06
PKA 06**

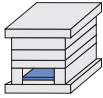


	A	B	C
PK 06	280	90	108
PKA 06	250	80	106

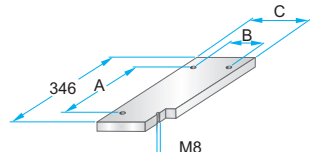


PK 06 – 196 x 346 x	h	/	material
PKA 06 – 196 x 346 x	h	/	
	12	/	1730
	17	/	2085

**PK 65
PKA 65**

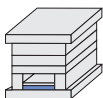


	A	B	C
PK 65	280	58	76
PKA 65	250	48	74

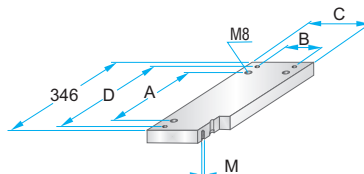


PK 65 – 196 x 346 x	h	/	material
PKA 65 – 196 x 346 x	h	/	
	12	/	1730
	17	/	2085

**PK 07
PKA 07**

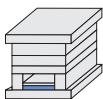


	A	B	C	D	M
PK 07	280	90	108	314	M4
PKA 07	250	80	106	320	M5

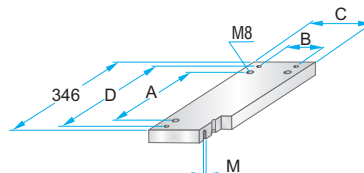


PK 07 – 196 x 346 x	h	/	material
PKA 07 – 196 x 346 x	h	/	
	17	/	1730
	22	/	2312
			2085

**PK 75
PKA 75**



	A	B	C	D	M
PK 75	280	58	76	314	M4
PKA 75	250	48	74	320	M5

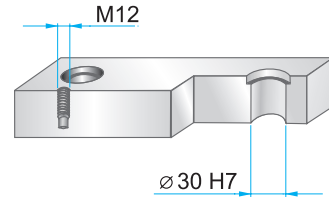
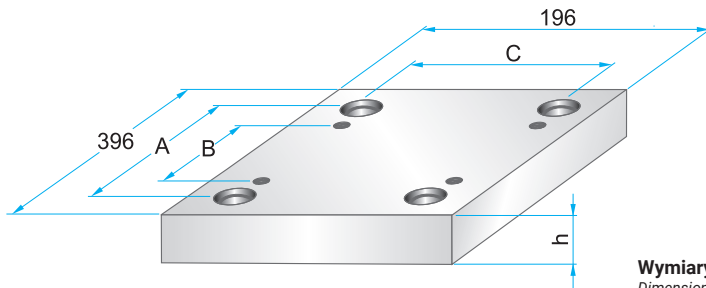


PK 75 – 196 x 346 x	h	/	material
PKA 75 – 196 x 346 x	h	/	
	17	/	1730
	22	/	2312
			2085

Korpus formy

Mold base

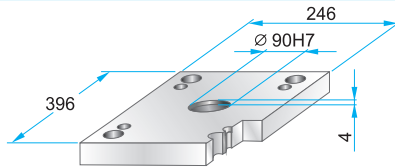
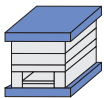
196x396



Wymiary i tolerancje – patrz str. 2.9
Dimensions and tolerances – see page 2.9

	A	B	C
PK	344	274	144
PKA	348	270	148

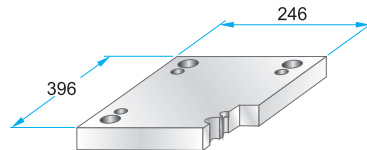
**PK 01
PKA 01**



PK 01 – 196 x 396 x h / material
PKA 01 – 196 x 396 x h / material

27	1730
36	2312
	2085

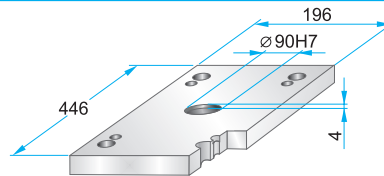
**PK 11
PKA 11**



PK 11 – 196 x 396 x h / material
PKA 11 – 196 x 396 x h / material

27	1730
36	2312
	2085

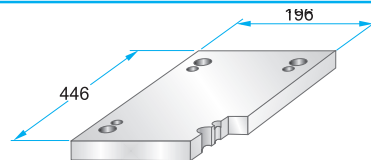
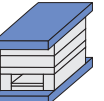
**PK 02
PKA 02**



PK 02 – 196 x 396 x h / material
PKA 02 – 196 x 396 x h / material

27	1730
36	2312
	2085

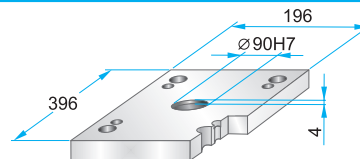
**PK 12
PKA 12**



PK 12 – 196 x 396 x h / material
PKA 12 – 196 x 396 x h / material

27	1730
36	2312
	2085

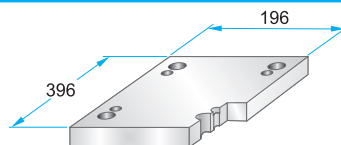
**PK 21
PKA 21**



PK 21 – 196 x 396 x h / material
PKA 21 – 196 x 396 x h / material

27	1730
	2312
	2085

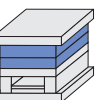
**PK 22
PKA 22**



PK 22 – 196 x 396 x h / material
PKA 22 – 196 x 396 x h / material

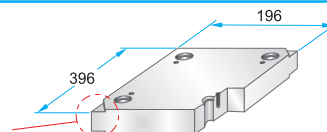
27	1730
	2312
	2085

**PK 03
PKA 03**



Podcięcia do demontażu
na życzenie – patrz str. 2.10

Corner undercuts upon request – see page 2.10



PK 03 – 196 x 396 x h / material
PKA 03 – 196 x 396 x h / material

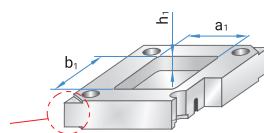
PK 35 – 196 x 396 x h / material
PKA 35 – 196 x 396 x h / (a₁/b₁/h₁)

22	1730
27	2083
36	2085
46	2162
56	2311
66	2312
76	2738

**PK 35
PKA 35**

Podcięcia do demontażu
na życzenie – patrz str. 2.10

Corner undercuts upon request – see page 2.10



Materiały informacyjne

– patrz str. 1.3

Material information

– see page 1.3

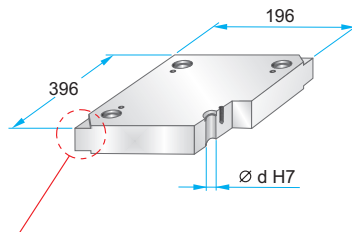
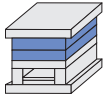
86	Toolox33
96	Toolox44
116	2738HH
	2714HH

Korpus formy

Mold base

196x396

**PK 31
PKA 31**



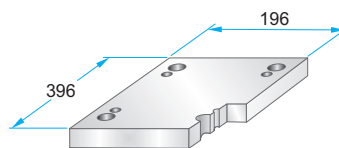
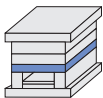
Podcięcia do demontażu na życzenie – patrz str. 2.10
Corner undercuts upon request – see page 2.10

	d
PK 31	29,4
PKA 31	29,5

Materiały informacyjne – patrz str. 1.3
Material information – see page 1.3

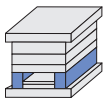
PK 31 – 196 x 396 x	h	/	material
PKA 31 – 196 x 396 x	h	/	
	22	/	1730
	27	/	2083
	36	/	2085
	46	/	2162
	56	/	2311
	66	/	2312
	76	/	2343
	86	/	2738
	96	/	2767
			Toolox33
			Toolox44
			2738HH
			2714HH

**PK 04
PKA 04**

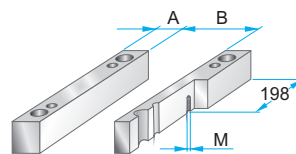


PK 04 – 196 x 396 x	h	/	material
PKA 04 – 196 x 396 x	h	/	
	27	/	1730
	36	/	2312
	46	/	2085
	56	/	

**PK 05
PKA 05**

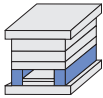


	A	B	M
PK 05	43	110	-
PKA 05	44	108	M10

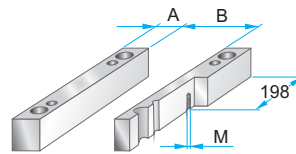


PK 05 – 196 x 396 x	h	/	material
PKA 05 – 196 x 396 x	h	/	
	56	/	1730
	66	/	2085
	76	/	
	86	/	
	96	/	
	116	/	

**PK 55
PKA 55**

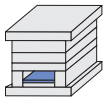


	A	B	M
PK 55	58	80	-
PKA 55	60	76	M10

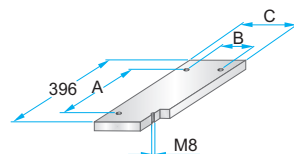


PK 55 – 196 x 396 x	h	/	material
PKA 55 – 196 x 396 x	h	/	
	56	/	1730
	66	/	2085
	76	/	
	86	/	
	96	/	
	116	/	

**PK 06
PKA 06**

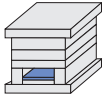


	A	B	C
PK 06	330	90	108
PKA 06	300	80	106

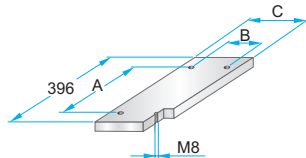


PK 06 – 196 x 396 x	h	/	material
PKA 06 – 196 x 396 x	h	/	
	17	/	1730
		/	2085

**PK 65
PKA 65**

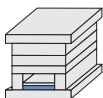


	A	B	C
PK 65	330	58	76
PKA 65	300	48	74

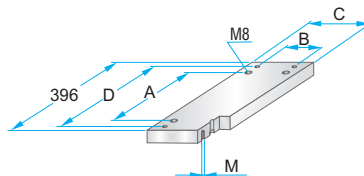


PK 65 – 196 x 396 x	h	/	material
PKA 65 – 196 x 396 x	h	/	
	17	/	1730
		/	2085

**PK 07
PKA 07**

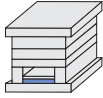


	A	B	C	D	M
PK 07	330	90	108	364	M4
PKA 07	300	80	106	370	M5

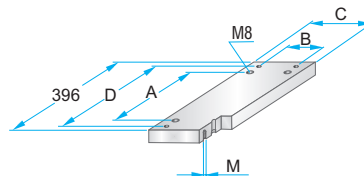


PK 07 – 196 x 396 x	h	/	material
PKA 07 – 196 x 396 x	h	/	
	22	/	1730
		/	2312
		/	2085

**PK 75
PKA 75**



	A	B	C	D	M
PK 75	330	58	76	364	M4
PKA 75	300	48	74	370	M5

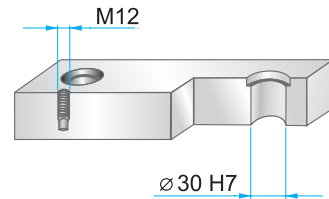
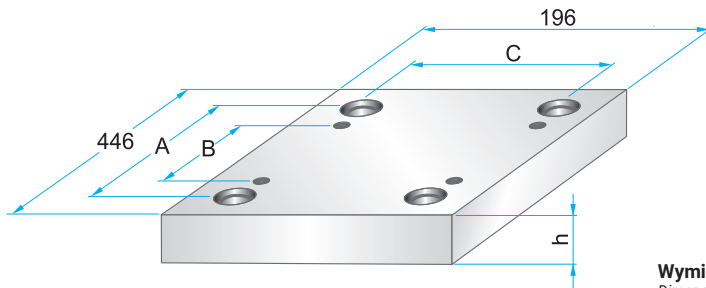


PK 75 – 196 x 396 x	h	/	material
PKA 75 – 196 x 396 x	h	/	
	22	/	1730
		/	2312
		/	2085

Korpus formy

Mold base

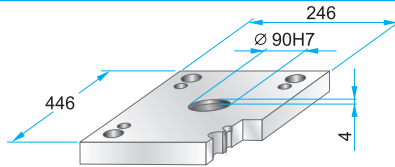
196x446



Wymiary i tolerancje – patrz str. 2.9
Dimensions and tolerances – see page 2.9

	A	B	C
PK	394	324	144
PKA	398	320	148

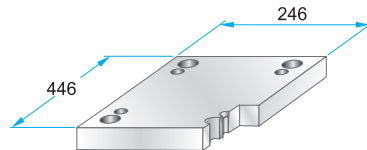
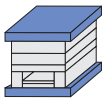
**PK 01
PKA 01**



PK 01 – 196 x 446 x h / material
PKA 01 – 196 x 446 x h / material

27	1730
36	2312
	2085

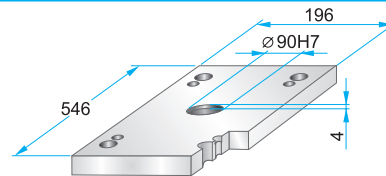
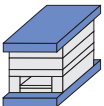
**PK 11
PKA 11**



PK 11 – 196 x 446 x h / material
PKA 11 – 196 x 446 x h / material

27	1730
36	2312
	2085

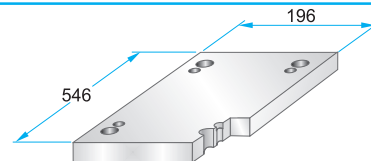
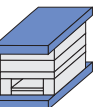
PK 02



PK 02 – 196 x 446 x h / material

36	1730
	2312
	2085

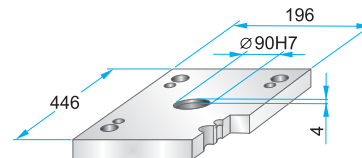
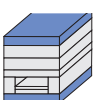
PK 12



PK 12 – 196 x 446 x h / material

36	1730
	2312
	2085

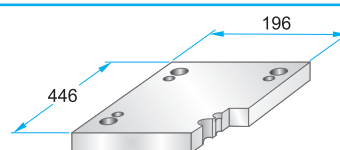
**PK 21
PKA 21**



PK 21 – 196 x 446 x h / material
PKA 21 – 196 x 446 x h / material

27	1730
	2312
	2085

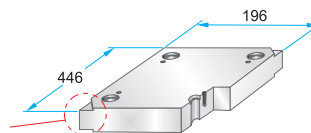
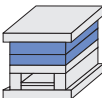
**PK 22
PKA 22**



PK 22 – 196 x 446 x h / material
PKA 22 – 196 x 446 x h / material

27	1730
	2312
	2085

**PK 03
PKA 03**



**Podcięcia do demontażu
na życzenie – patrz str. 2.10**

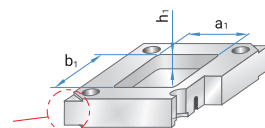
Corner undercuts upon request – see page 2.10

PK 03 – 196 x 446 x h / material
PKA 03 – 196 x 446 x h / material

PK 35 – 196 x 446 x h / material
PKA 35 – 196 x 446 x h / (a1/b1/h1)

22	1730
27	2083
36	2085
46	2162
56	2311
66	2312
76	2738
86	Toolox33
96	Toolox44
	2738HH
	2714HH

**PK 35
PKA 35**



**Podcięcia do demontażu
na życzenie – patrz str. 2.10**

Corner undercuts upon request – see page 2.10

Materiały informacyjne

– patrz str. 1.3

Material information

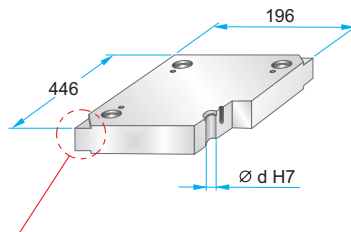
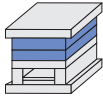
– see page 1.3

Korpus formy

Mold base

196x446

**PK 31
PKA 31**



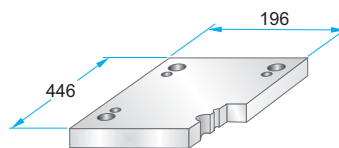
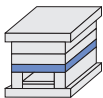
Podcięcia do demontażu na życzenie – patrz str. 2.10
Corner undercuts upon request – see page 2.10

	d
PK 31	29,4
PKA 31	29,5

Materiały informacyjne – patrz str. 1.3
Material information – see page 1.3

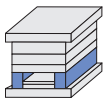
PK 31 – 196 x 446 x	h	/	material
PKA 31 – 196 x 446 x	h	/	
	22	/	1730
	27	/	2083
	36	/	2085
	46	/	2162
	56	/	2311
	66	/	2312
	76	/	2343
	86	/	2738
	96	/	2767
			Toolox33
			Toolox44
			2738HH
			2714HH

**PK 04
PKA 04**

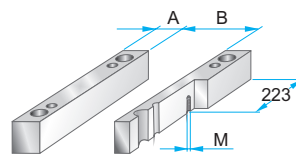


PK 04 – 196 x 446 x	h	/	material
PKA 04 – 196 x 446 x	h	/	
	27	/	1730
	36	/	2312
	46	/	2085
	56	/	

**PK 05
PKA 05**

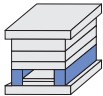


	A	B	M
PK 05	43	110	-
PKA 05	44	108	M10

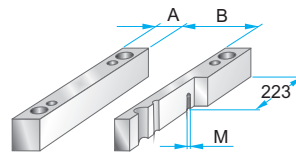


PK 05 – 196 x 446 x	h	/	material
PKA 05 – 196 x 446 x	h	/	
	56	/	1730
	66	/	2085
	76	/	
	86	/	
	96	/	
	116	/	

**PK 55
PKA 55**

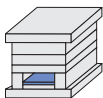


	A	B	M
PK 55	58	80	-
PKA 55	60	76	M10

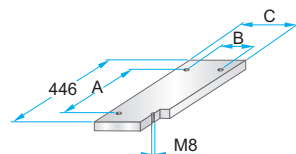


PK 55 – 196 x 446 x	h	/	material
PKA 55 – 196 x 446 x	h	/	
	56	/	1730
	66	/	2085
	76	/	
	86	/	
	96	/	
	116	/	

**PK 06
PKA 06**

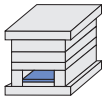


	A	B	C
PK 06	380	90	108
PKA 06	350	80	106

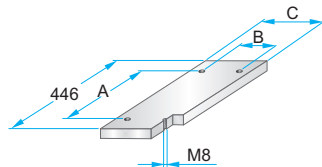


PK 06 – 196 x 446 x	h	/	material
PKA 06 – 196 x 446 x	h	/	
	17	/	1730
		/	2085

**PK 65
PKA 65**

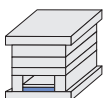


	A	B	C
PK 65	380	58	76
PKA 65	350	48	74

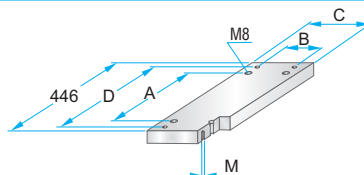


PK 65 – 196 x 446 x	h	/	material
PKA 65 – 196 x 446 x	h	/	
	17	/	1730
		/	2085

**PK 07
PKA 07**

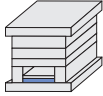


	A	B	C	D	M
PK 07	380	90	108	414	M4
PKA 07	350	80	106	420	M5

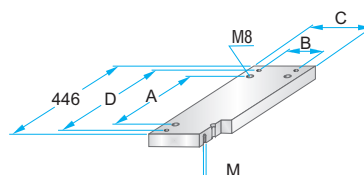


PK 07 – 196 x 446 x	h	/	material
PKA 07 – 196 x 446 x	h	/	
	22	/	1730
		/	2312
		/	2085

**PK 75
PKA 75**



	A	B	C	D	M
PK 75	380	58	76	414	M4
PKA 75	350	48	74	420	M5

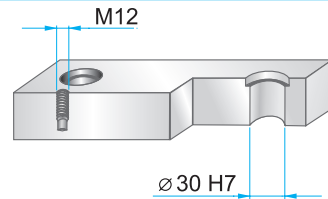
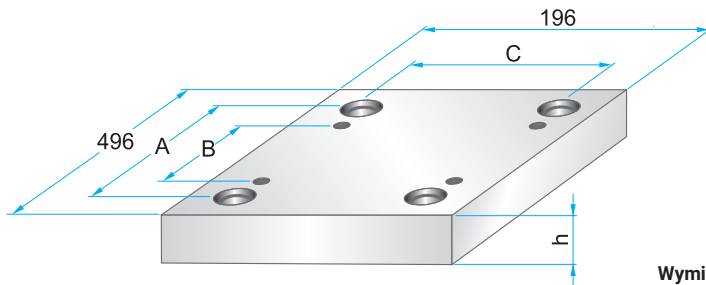


PK 75 – 196 x 446 x	h	/	material
PKA 75 – 196 x 446 x	h	/	
	22	/	1730
		/	2312
		/	2085

Korpus formy

Mold base

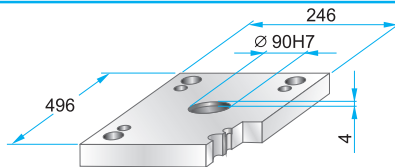
196x496



Wymiary i tolerancje – patrz str. 2.9
Dimensions and tolerances – see page 2.9

	A	B	C
PK	444	374	144
PKA	448	370	148

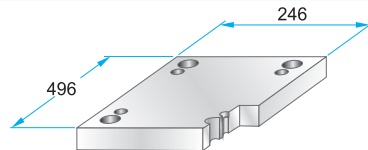
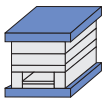
**PK 01
PKA 01**



PK 01 – 196 x 496 x h / material
PKA 01 – 196 x 496 x h / material

27	1730
36	2312
	2085

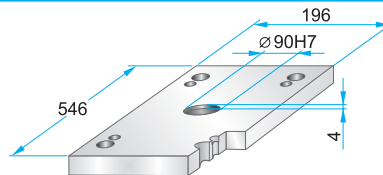
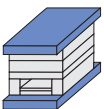
**PK 11
PKA 11**



PK 11 – 196 x 496 x h / material
PKA 11 – 196 x 496 x h / material

27	1730
36	2312
	2085

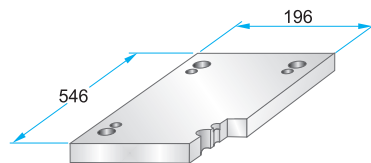
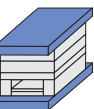
PK 02



PK 02 – 196 x 496 x h / material

36	1730
	2312
	2085

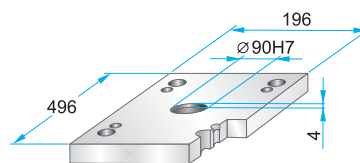
PK 12



PKA 12 – 196 x 496 x h / material

36	1730
	2312
	2085

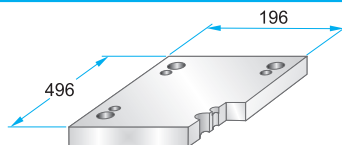
**PK 21
PKA 21**



PK 21 – 196 x 496 x h / material
PKA 21 – 196 x 496 x h / material

27	1730
	2312
	2085

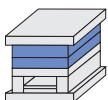
**PK 22
PKA 22**



PK 22 – 196 x 496 x h / material
PKA 22 – 196 x 496 x h / material

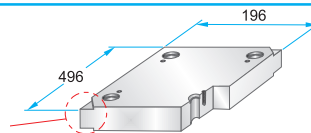
27	1730
	2312
	2085

**PK 03
PKA 03**



**Podcięcia do demontażu
na życzenie – patrz str. 2.10**

Corner undercuts upon request – see page 2.10



PK 03 – 196 x 496 x h / material
PKA 03 – 196 x 496 x h / material

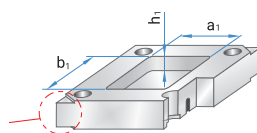
PK 35 – 196 x 446 x h / material
PKA 35 – 196 x 446 x h / (a1/b1/h1)

22	1730
27	2083
36	2085
46	2162
56	2311
66	2312
76	2738
86	Toolox33
96	Toolox44
	2738HH
	2714HH

**PK 35
PKA 35**

**Podcięcia do demontażu
na życzenie – patrz str. 2.10**

Corner undercuts upon request – see page 2.10



Materiały informacyjne

– patrz str. 1.3

Material information

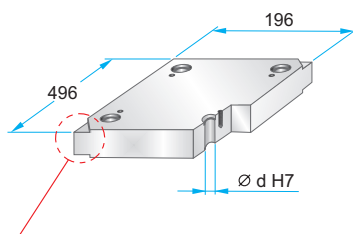
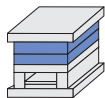
– see page 1.3

Korpus formy

Mold base

196x496

**PK 31
PKA 31**



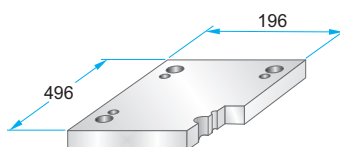
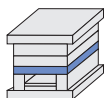
Podcięcia do demontażu na życzenie – patrz str. 2.10
Corner undercuts upon request – see page 2.10

	d
PK 31	29,4
PKA 31	29,5

Materiały informacyjne – patrz str. 1.3
Material information – see page 1.3

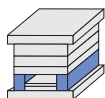
PK 31 – 196 x 496 x	h	/	material
PKA 31 – 196 x 496 x	h	/	
	22	/	1730
	27	/	2083
	36	/	2085
	46	/	2162
	56	/	2311
	66	/	2312
	76	/	2343
	86	/	2738
	96	/	2767
			Toolox33
			Toolox44
			2738HH
			2714HH

**PK 04
PKA 04**

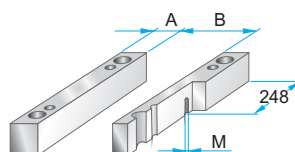


PK 04 – 196 x 496 x	h	/	material
PKA 04 – 196 x 496 x	h	/	
	27	/	1730
	36	/	2312
	46	/	2085
	56	/	

**PK 05
PKA 05**

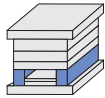


	A	B	M
PK 05	43	110	-
PKA 05	44	108	M10

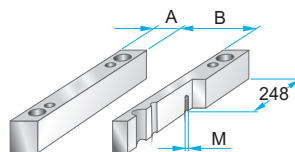


PK 05 – 196 x 496 x	h	/	material
PKA 05 – 196 x 496 x	h	/	
	56	/	1730
	66	/	2085
	76	/	
	86	/	
	96	/	
	116	/	

**PK 55
PKA 55**

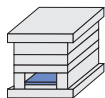


	A	B	M
PK 55	58	80	-
PKA 55	60	76	M10

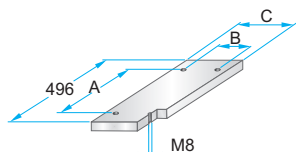


PK 55 – 196 x 496 x	h	/	material
PKA 55 – 196 x 496 x	h	/	
	56	/	1730
	66	/	2085
	76	/	
	86	/	
	96	/	
	116	/	

**PK 06
PKA 06**

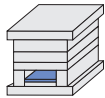


	A	B	C
PK 06	430	90	108
PKA 06	400	80	106

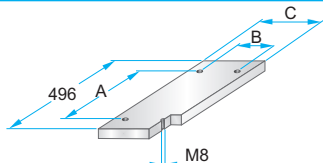


PK 06 – 196 x 496 x	h	/	material
PKA 06 – 196 x 496 x	h	/	
	17	/	1730
		/	2085

**PK 65
PKA 65**

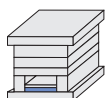


	A	B	C
PK 65	430	58	76
PKA 65	400	48	74

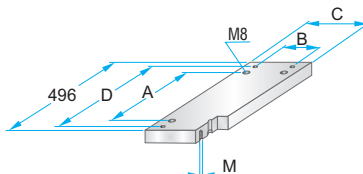


PK 65 – 196 x 496 x	h	/	material
PKA 65 – 196 x 496 x	h	/	
	17	/	1730
		/	2085

**PK 07
PKA 07**



	A	B	C	D	M
PK 07	430	90	108	464	M4
PKA 07	400	80	106	470	M5

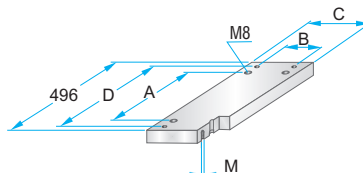


PK 07 – 196 x 496 x	h	/	material
PKA 07 – 196 x 496 x	h	/	
	22	/	1730
		/	2312
		/	2085

**PK 75
PKA 75**



	A	B	C	D	M
PK 75	430	58	76	464	M4
PKA 75	400	48	74	470	M5

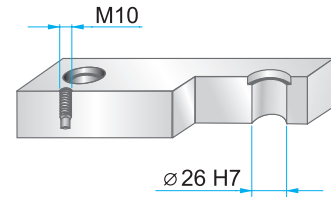
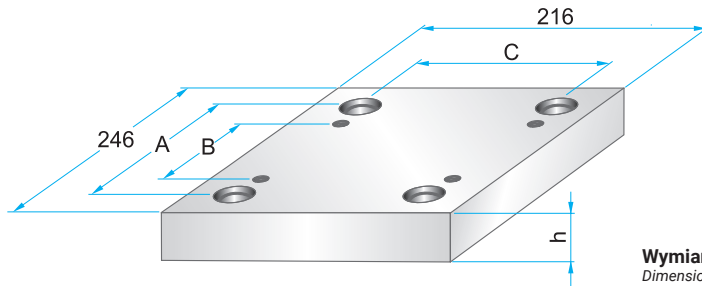


PK 75 – 196 x 496 x	h	/	material
PKA 75 – 196 x 496 x	h	/	
	22	/	1730
		/	2312
		/	2085

Korpus formy

Mold base

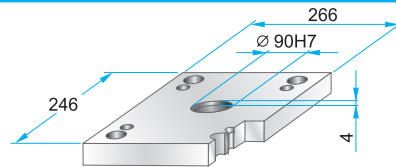
216x246



Wymiary i tolerancje – patrz str. 2.9
Dimensions and tolerances – see page 2.9

	A	B	C
PKA	206	136	176

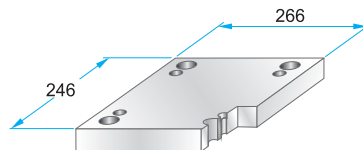
PKA 01



PKA 01 – 216 x 246 x h / material

22	1730
27	2312
36	2085

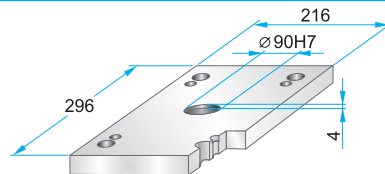
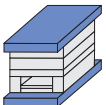
PKA 11



PKA 11 – 216 x 246 x h / material

22	1730
27	2312
36	2085

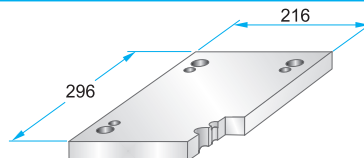
PKA 02



PKA 02 – 216 x 246 x h / material

22	1730
27	2312
36	2085

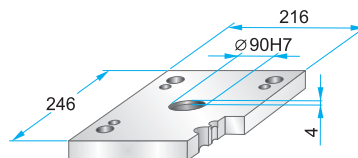
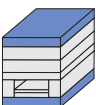
PKA 12



PKA 12 – 216 x 246 x h / material

22	1730
27	2312
36	2085

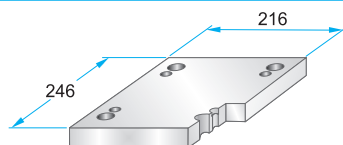
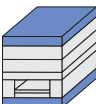
PKA 21



PKA 21 – 216 x 246 x h / material

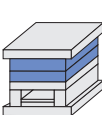
22	1730
27	2312
	2085

PKA 22



PKA 22 – 216 x 246 x h / material

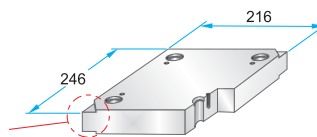
22	1730
27	2312
	2085



**PK 03
PKA 03**

Podcięcia do demontażu
na życzenie – patrz str. 2.10

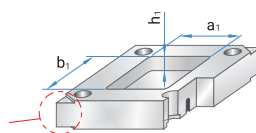
Corner undercuts upon request – see page 2.10



**PK 35
PKA 35**

Podcięcia do demontażu
na życzenie – patrz str. 2.10

Corner undercuts upon request – see page 2.10



PKA 03 – 216 x 246 x h / material

PK 35A – 216 x 246 x h / material (a1/b1/h1)

17	1730
22	2083
27	2085
36	2162
46	2311
56	2312
66	2738
76	Toolox33
86	Toolox44
96	2738HH
116	2714HH

Materiały informacyjne

– patrz str. 1.3

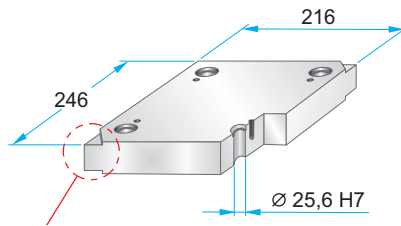
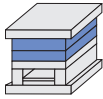
Material information
– see page 1.3

Korpus formy

Mold base

216x246

PKA 31



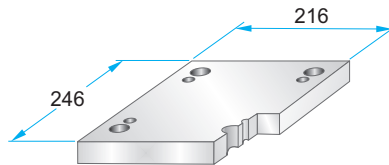
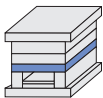
Podcięcia do demontażu na życzenie – patrz str. 2.10
Corner undercuts upon request – see page 2.10

Materiały informacyjne – patrz str. 1.3
Material information – see page 1.3

PKA 31 – 216 x 246 x h / material

17	1730
22	2083
27	2085
36	2162
46	2311
56	2312
66	2343
76	2738
86	2767
96	Toolox33
	Toolox44
	2738HH
	2714HH

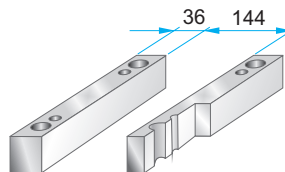
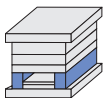
PKA 04



PKA 04 – 216 x 246 x h / material

22	1730
27	2312
36	2085
46	
56	
66	

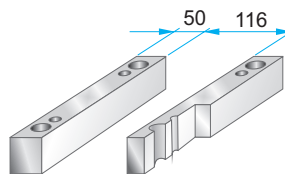
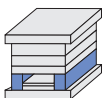
PKA 05



PKA 05 – 216 x 246 x h / material

46	1730
56	2085
66	
76	
86	
96	

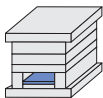
PKA 55



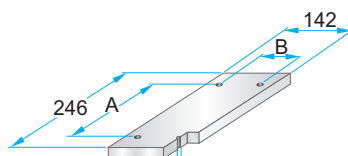
PKA 55 – 216 x 246 x h / material

46	1730
56	2085
66	
76	
86	
96	

PKA 06



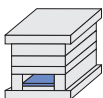
	A	B
PKA 06	170	116



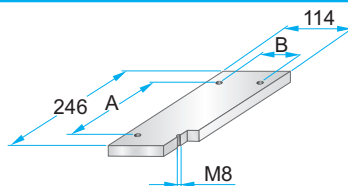
PKA 06 – 216 x 246 x h / material

12	1730
	2085

PKA 65



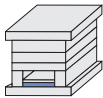
	A	B
PKA 65	170	88



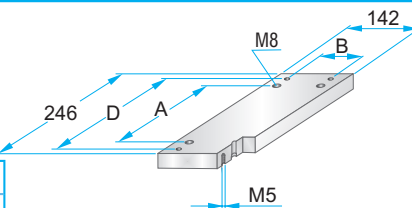
PKA 65 – 216 x 246 x h / material

12	1730
	2085

PKA 07



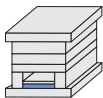
	A	B	D
PKA 07	170	116	220



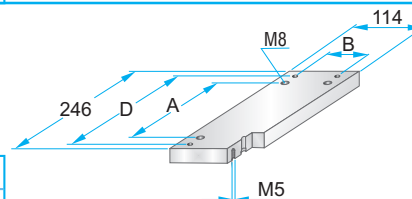
PKA 07 – 216 x 246 x h / material

17	1730
	2312
	2085

PKA 75



	A	B	D
PKA 75	170	88	220



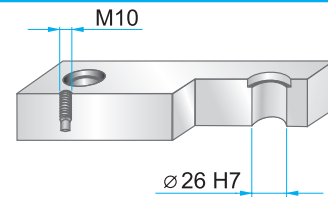
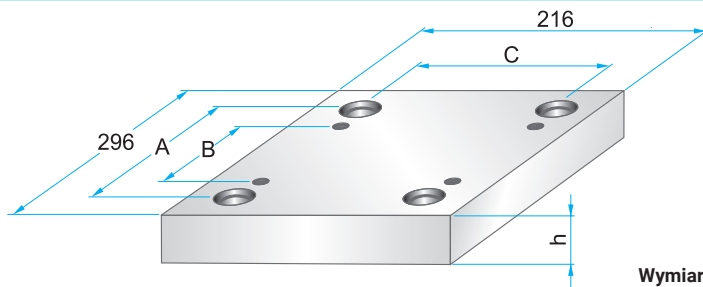
PKA 75 – 216 x 246 x h / material

17	1730
	2312
	2085

Korpus formy

Mold base

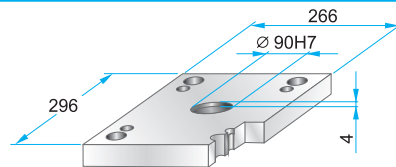
216x296



Wymiary i tolerancje – patrz str. 2.9
Dimensions and tolerances – see page 2.9

	A	B	C
PKA	256	186	176

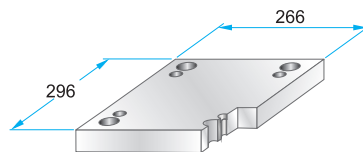
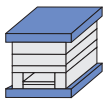
PKA 01



PKA 01 – 216 x 296 x h / material

22	1730
27	2312
36	2085

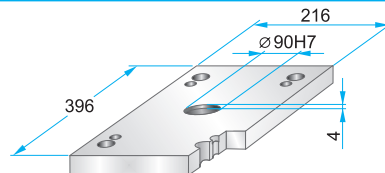
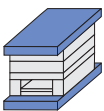
PKA 11



PKA 11 – 216 x 296 x h / material

22	1730
27	2312
36	2085

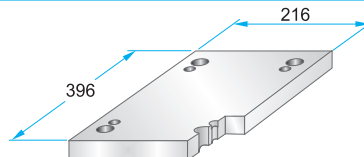
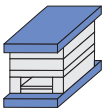
PKA 02



PKA 02 – 216 x 296 x h / material

22	1730
27	2312
36	2085

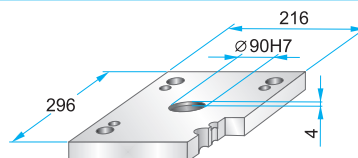
PKA 12



PKA 12 – 216 x 296 x h / material

22	1730
27	2312
36	2085

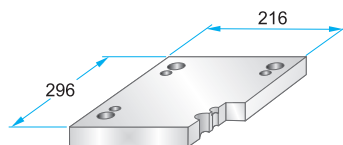
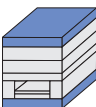
PKA 21



PKA 21 – 216 x 296 x h / material

22	1730
27	2312
36	2085

PKA 22



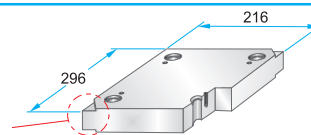
PKA 22 – 216 x 296 x h / material

22	1730
27	2312
36	2085

**PK 03
PKA 03**

**Podcięcia do demontażu
na życzenie – patrz str. 2.10**

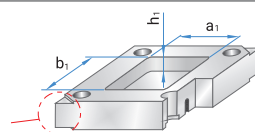
Corner undercuts upon request – see page 2.10



**PK 35
PKA 35**

**Podcięcia do demontażu
na życzenie – patrz str. 2.10**

Corner undercuts upon request – see page 2.10



PKA 03 – 216 x 296 x h / material

**PKA 35 – 216 x 296 x h / material
(a1/b1/h1)**

17	1730
22	2083
27	2085
36	2162
46	2311
56	2312
66	2738
76	Toolox33
86	Toolox44
96	2738HH
116	2714HH

Materiały informacyjne

– patrz str. 1.3

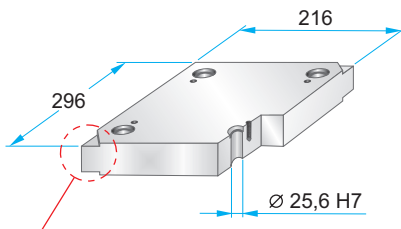
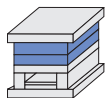
Material information
– see page 1.3

Korpus formy

Mold base

216x296

PKA 31



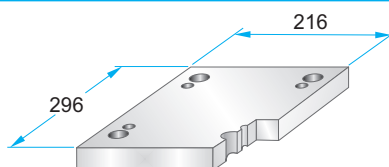
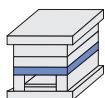
Podcięcia do demontażu na życzenie – patrz str. 2.10
Corner undercuts upon request – see page 2.10

Materiały informacyjne – patrz str. 1.3
Material information – see page 1.3

PKA 31 – 216 x 296 x h / material

17	1730
22	2083
27	2085
36	2162
46	2311
56	2312
66	2343
76	2738
86	2767
96	Toolox33
	Toolox44
	2738HH
	2714HH

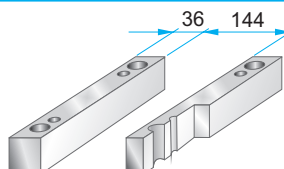
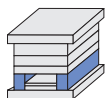
PKA 04



PKA 04 – 216 x 296 x h / material

22	1730
27	2312
36	2085
46	
56	
66	

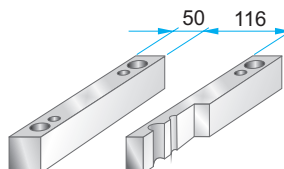
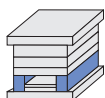
PKA 05



PKA 05 – 216 x 296 x h / material

46	1730
56	2085
66	
76	
86	
96	

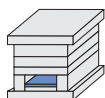
PKA 55



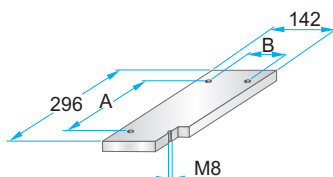
PKA 55 – 216 x 296 x h / material

46	1730
56	2085
66	
76	
86	
96	

PKA 06



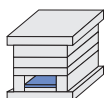
	A	B
PKA 06	220	116



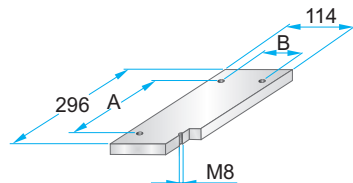
PKA 06 – 216 x 296 x h / material

12	1730
	2085

PKA 65



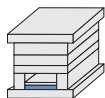
	A	B
PKA 65	220	88



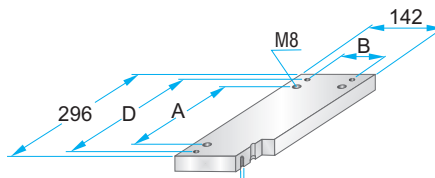
PKA 65 – 216 x 296 x h / material

12	1730
	2085

PKA 07



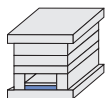
	A	B	D
PKA 07	220	116	270



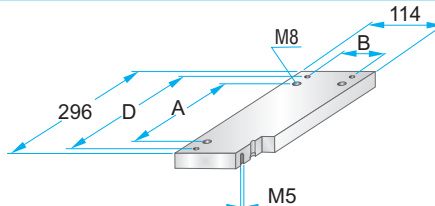
PKA 07 – 216 x 296 x h / material

17	1730
	2312
	2085

PKA 75



	A	B	D
PKA 75	220	88	270



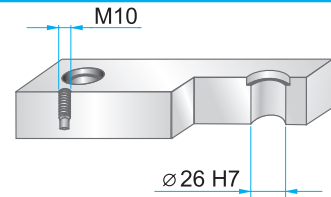
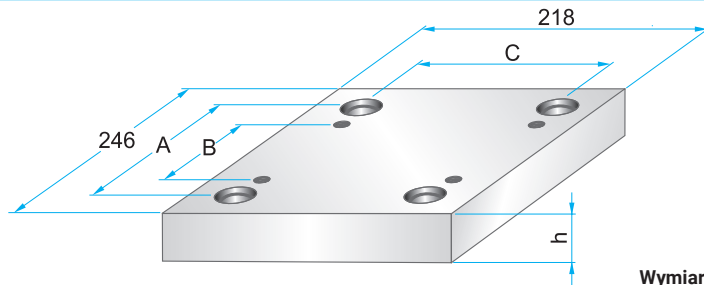
PKA 75 – 216 x 296 x h / material

17	1730
	2312
	2085

Korpus formy

Mold base

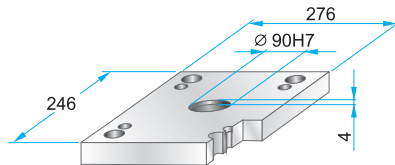
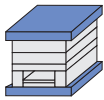
218x246



Wymiary i tolerancje – patrz str. 2.9
Dimensions and tolerances – see page 2.9

	A	B	C
PK	202	140	176

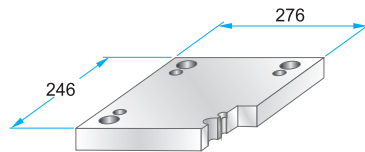
PK 01



PK 01 – 218 x 246 x h / material

22	1730
27	2312
36	2085

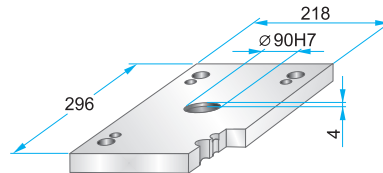
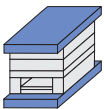
PK 11



PK 11 – 218 x 246 x h / material

22	1730
27	2312
	2085

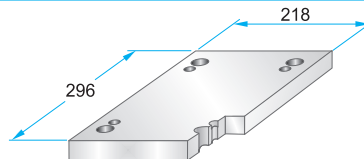
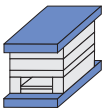
PK 02



PK 02 – 218 x 246 x h / material

22	1730
27	2312
	2085

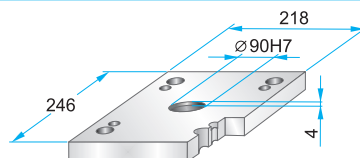
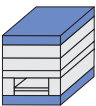
PK 12



PK 12 – 218 x 246 x h / material

22	1730
27	2312
	2085

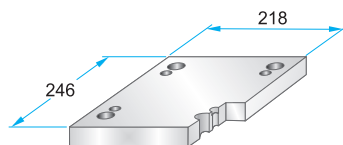
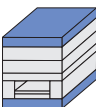
PK 21



PK 21 – 218 x 246 x h / material

17	1730
22	2312
	2085

PK 22



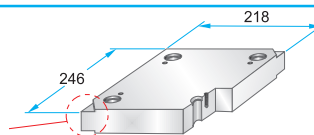
PK 22 – 218 x 246 x h / material

17	1730
22	2312
	2085

**PK 03
PKA 03**

**Podcięcia do demontażu
na życzenie – patrz str. 2.10**

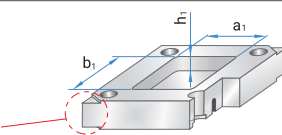
Corner undercuts upon request – see page 2.10



**PK 35
PKA 35**

**Podcięcia do demontażu
na życzenie – patrz str. 2.10**

Corner undercuts upon request – see page 2.10



PK 03 – 218 x 246 x h / material

**PK 35 – 218 x 246 x h / material
(a₁/b₁/h₁)**

17	1730
22	2083
27	2085
36	2162
46	2311
56	2312
66	2738
76	Toolox33
86	Toolox44
96	2738HH
	2714HH

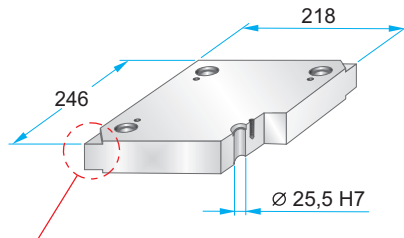
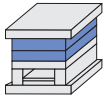
Materiały informacyjne
– patrz str. 1.3
Material information
– see page 1.3

Korpus formy

Mold base

218x246

PKA 31



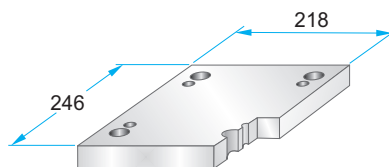
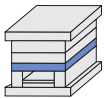
Podcięcia do demontażu na życzenie – patrz str. 2.10
Corner undercuts upon request – see page 2.10

Materiały informacyjne – patrz str. 1.3
Material information – see page 1.3

PK 31 – 218 x 246 x h / material

h	material
17	1730
22	2083
27	2085
36	2162
46	2311
56	2312
66	2343
76	2738
86	2767
96	Toolox33
	Toolox44
	2738HH
	2714HH

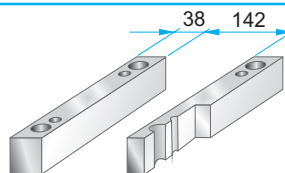
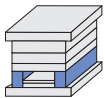
PK 04



PK 04 – 218 x 246 x h / material

h	material
27	1730
36	2312
46	2085
56	

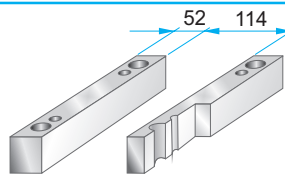
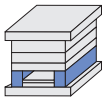
PK 05



PK 05 – 218 x 246 x h / material

h	material
46	1730
56	2085
76	

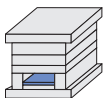
PK 55



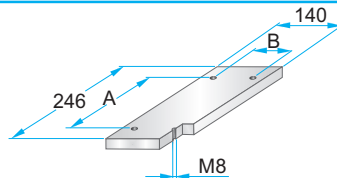
PK 55 – 218 x 246 x h / material

h	material
46	1730
56	2085
76	

PK 06



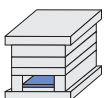
	A	B
PK 06	182	118



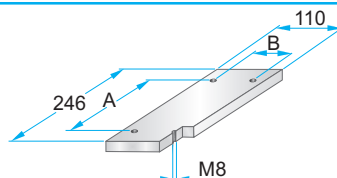
PK 06 – 218 x 246 x h / material

h	material
12	1730
	2085

PK 65



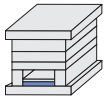
	A	B
PK 65	182	88



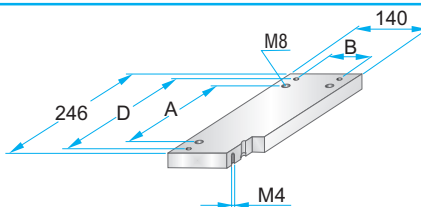
PK 65 – 218 x 246 x h / material

h	material
12	1730
	2085

PK 07



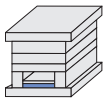
	A	B	D
PK 07	182	118	216



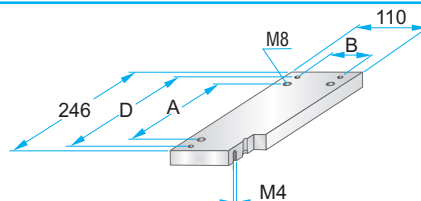
PK 07 – 218 x 246 x h / material

h	material
17	1730
	2312
	2085

PK 75



	A	B	D
PKA 75	182	88	216



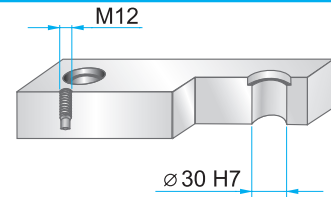
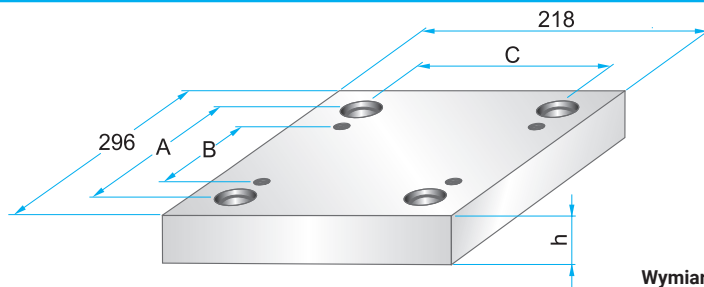
PK 75 – 218 x 246 x h / material

h	material
17	1730
	2312
	2085

Korpus formy

Mold base

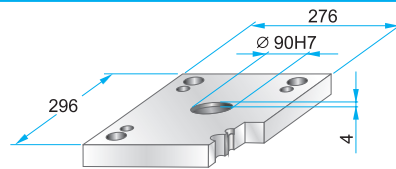
218x296



Wymiary i tolerancje – patrz str. 2.9
Dimensions and tolerances – see page 2.9

	A	B	C
PK	244	186	172

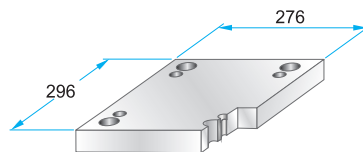
PK 01



PK 01 – 218 x 296 x h / material

27	1730
36	2312
	2085

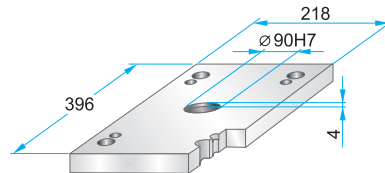
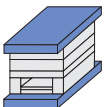
PK 11



PK 11 – 218 x 296 x h / material

27	1730
36	2312
	2085

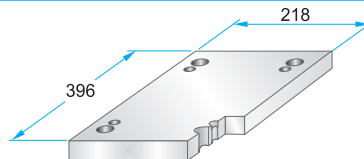
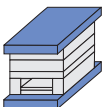
PK 02



PK 02 – 218 x 296 x h / material

22	1730
27	2312
36	2085

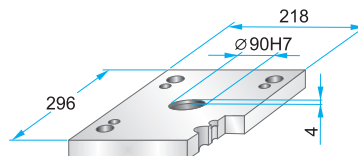
PK 12



PK 12 – 218 x 296 x h / material

22	1730
27	2312
36	2085

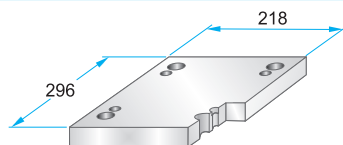
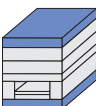
PK 21



PK 21 – 218 x 296 x h / material

22	1730
27	2312
	2085

PK 22



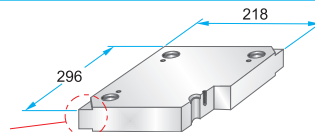
PK 22 – 218 x 296 x h / material

17	1730
22	2312
27	2085

**PK 03
PKA 03**

**Podcięcia do demontażu
na życzenie – patrz str. 2.10**

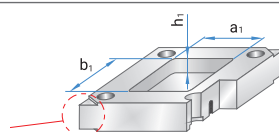
Corner undercuts upon request – see page 2.10



**PK 35
PKA 35**

**Podcięcia do demontażu
na życzenie – patrz str. 2.10**

Corner undercuts upon request – see page 2.10



PK 03 – 218 x 296 x h / material

PK 35 – 218 x 296 x h / material (a1/b1/h1)

17	1730
22	2083
27	2085
36	2162
46	2311
56	2312
66	2738
76	Toolox33
86	Toolox44
96	2738HH
	2714HH

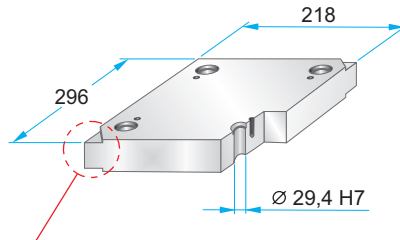
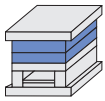
Materiały informacyjne
– patrz str. 1.3
Material information
– see page 1.3

Korpus formy

Mold base

218x296

PK 31



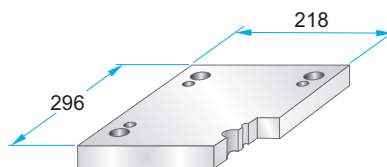
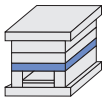
Podcięcia do demontażu na życzenie – patrz str. 2.10
Corner undercuts upon request – see page 2.10

Materiały informacyjne – patrz str. 1.3
Material information – see page 1.3

PK 31 – 218 x 296 x h / material

h	material
17	1730
22	2083
27	2085
36	2162
46	2311
56	2312
66	2343
76	2738
86	2767
96	Toolox33
	Toolox44
	2738HH
	2714HH

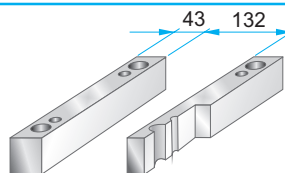
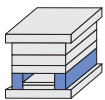
PK 04



PK 04 – 218 x 296 x h / material

h	material
27	1730
36	2312
46	2085
56	

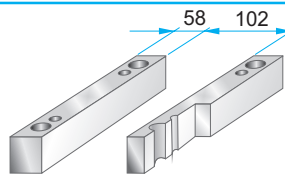
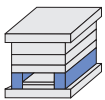
PK 05



PK 05 – 218 x 296 x h / material

h	material
56	1730
76	2085
96	

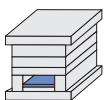
PK 55



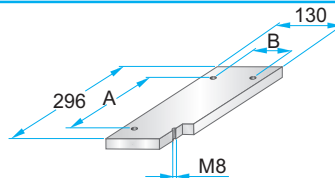
PK 55 – 218 x 296 x h / material

h	material
56	1730
76	2085
96	

PK 06



	A	B
PK 06	230	108



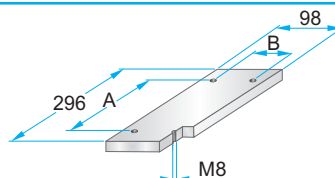
PK 06 – 218 x 296 x h / material

h	material
12	1730
	2085

PK 65



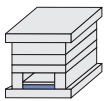
	A	B
PK 65	230	76



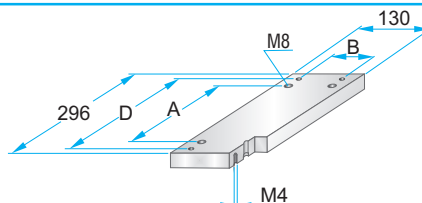
PK 65 – 218 x 296 x h / material

h	material
12	1730
	2085

PK 07



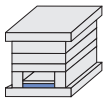
	A	B	D
PK 07	230	108	266



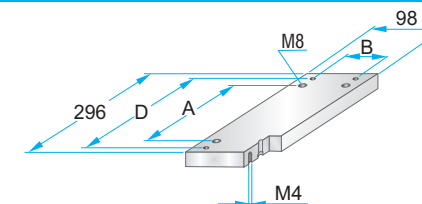
PK 07 – 218 x 296 x h / material

h	material
17	1730
	2312
	2085

PK 75



	A	B	D
PKA 75	230	76	266



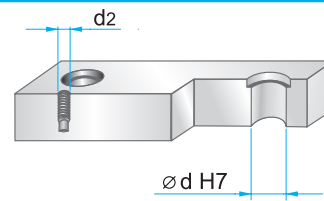
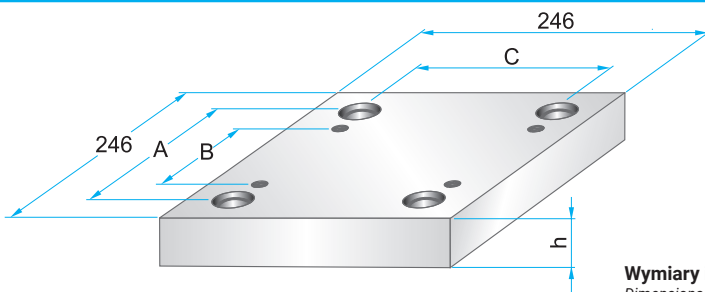
PK 75 – 218 x 296 x h / material

h	material
17	1730
	2312
	2085

Korpus formy

Mold base

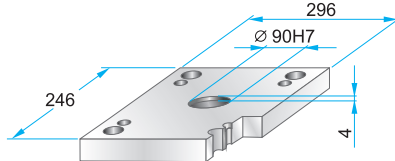
246x246



Wymiary i tolerancje – patrz str. 2.9
Dimensions and tolerances – see page 2.9

	A	B	C	d	d ₂
PK	200	130	200	30	M12
PKA	206	136	206	26	M10

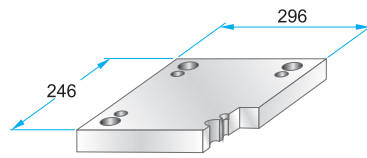
**PK 01
PKA 01**



PK 01 – 246 x 246 x h / material
PKA 01 – 246 x 246 x h / material

22	1730
27	2312
36	2085

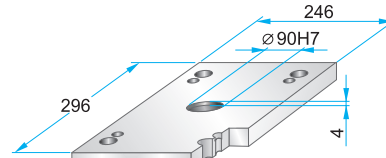
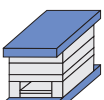
**PK 11
PKA 11**



PK 11 – 246 x 246 x h / material
PKA 11 – 246 x 246 x h / material

22	1730
27	2312
36	2085

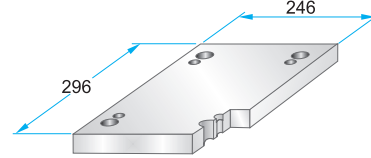
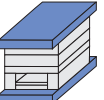
**PK 02
PKA 02**



PK 02 – 246 x 246 x h / material
PKA 02 – 246 x 246 x h / material

22	1730
27	2312
36	2085

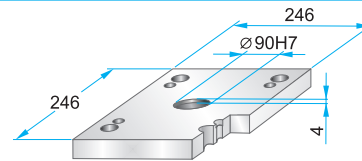
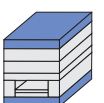
**PK 12
PKA 12**



PK 12 – 246 x 246 x h / material
PKA 12 – 246 x 246 x h / material

22	1730
27	2312
36	2085

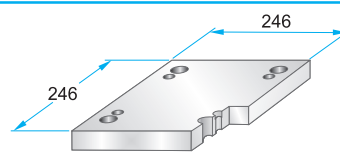
**PK 21
PKA 21**



PK 21 – 246 x 246 x h / material
PKA 21 – 246 x 246 x h / material

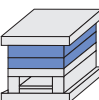
22	1730
27	2312
	2085

**PK 22
PKA 22**



PK 22 – 246 x 246 x h / material
PKA 22 – 246 x 246 x h / material

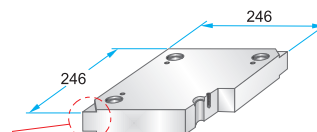
17	1730
22	2312
27	2085



**PK 03
PKA 03**

**Podcięcia do demontażu
na życzenie – patrz str. 2.10**

Corner undercuts upon request – see page 2.10



PK 03 – 246 x 246 x h / material
PKA 03 – 246 x 246 x h / material

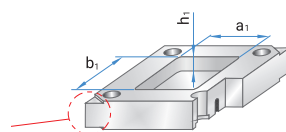
PK 35 – 246 x 246 x h / material
PKA 35 – 246 x 246 x h / (a1/b1/h1)

17	1730
22	2083
27	2085
36	2162
46	2311
56	2312
66	2738
76	Toolox33
86	Toolox44
96	2738HH
116	2714HH
136	

**PK 35
PKA 35**

**Podcięcia do demontażu
na życzenie – patrz str. 2.10**

Corner undercuts upon request – see page 2.10



Materiały informacyjne

– patrz str. 1.3

Material information

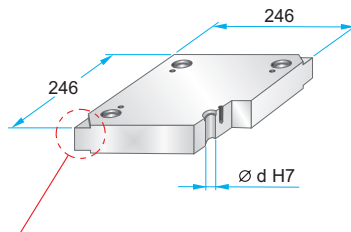
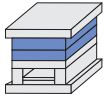
– see page 1.3

Korpus formy

Mold base

246x246

**PK 31
PKA 31**



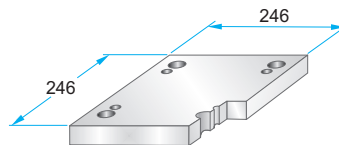
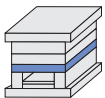
Podcięcia do demontażu na życzenie – patrz str. 2.10
Corner undercuts upon request – see page 2.10

	d
PK 31	29,4
PKA 31	25,6

Materiały informacyjne – patrz str. 1.3
Material information – see page 1.3

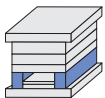
PK 31 – 246 x 246 x	h	/	material
PKA 31 – 246 x 246 x	h	/	
	17	/	1730
	22	/	2083
	27	/	2085
	36	/	2162
	46	/	2311
	56	/	2312
	66	/	2343
	76	/	2738
	86	/	2767
	96	/	Toolox33
	116	/	Toolox44
			2738HH
			2714HH

**PK 04
PKA 04**

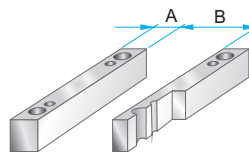


PK 04 – 246 x 246 x	h	/	material
PKA 04 – 246 x 246 x	h	/	
	22	/	1730
	27	/	2312
	36	/	2085
	46		
	56		
	66		

**PK 05
PKA 05**

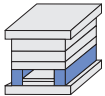


	A	B
PK 05	43	160
PKA 05	36	174

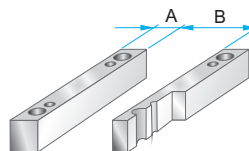


PK 05 – 246 x 246 x	h	/	material
PKA 05 – 246 x 246 x	h	/	
	46	/	1730
	56	/	2085
	66		
	76		
	86		
	96		

**PK 55
PKA 55**

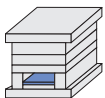


	A	B
PK 55	58	130
PKA 55	50	146

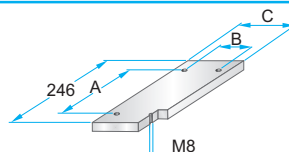


PK 55 – 246 x 246 x	h	/	material
PKA 55 – 246 x 246 x	h	/	
	46	/	1730
	56	/	2085
	66		
	76		
	86		
	96		

**PK 06
PKA 06**

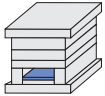


	A	B	C
PK 06	180	130	158
PKA 06	170	146	172

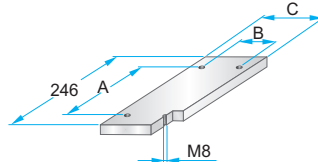


PK 06 – 246 x 246 x	h	/	material
PKA 06 – 246 x 246 x	h	/	
	12	/	1730
			2085

**PK 65
PKA 65**

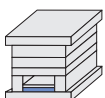


	A	B	C
PK 65	180	98	126
PKA 65	170	116	142

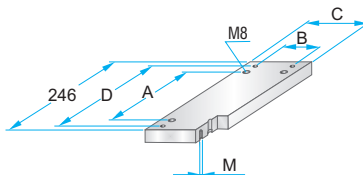


PK 65 – 246 x 246 x	h	/	material
PKA 65 – 246 x 246 x	h	/	
	12	/	1730
			2085

**PK 07
PKA 07**

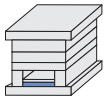


	A	B	C	D	M
PK 07	180	130	158	214	M4
PKA 07	170	146	172	220	M5

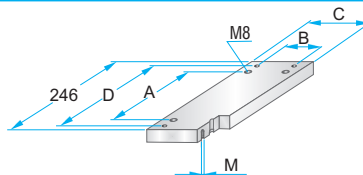


PK 07 – 246 x 246 x	h	/	material
PKA 07 – 246 x 246 x	h	/	
	17	/	1730
			2312
			2085

**PK 75
PKA 75**



	A	B	C	D	M
PK 75	180	98	126	214	M4
PKA 75	170	116	142	220	M5

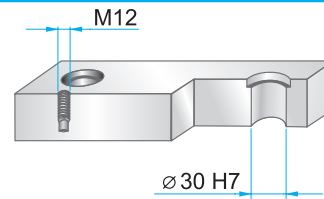
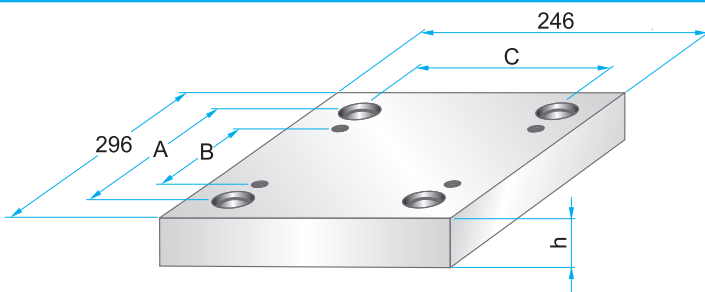


PK 75 – 246 x 246 x	h	/	material
PKA 75 – 246 x 246 x	h	/	
	17	/	1730
			2312
			2085

Korpus formy

Mold base

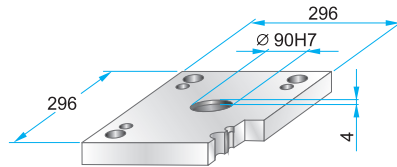
246x296



Wymiary i tolerancje – patrz str. 2.9
Dimensions and tolerances – see page 2.9

	A	B	C
PK	244	186	200
PKA	248	170	198

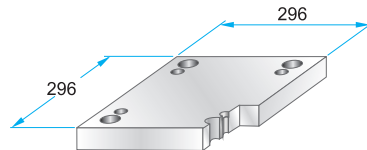
**PK 01
PKA 01**



PK 01 – 246 x 296 x h / material
PKA 01 – 246 x 296 x h / material

27	1730
36	2312
46	2085

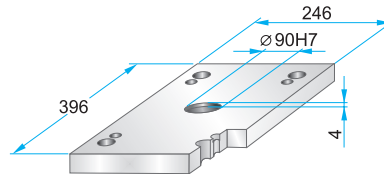
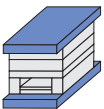
**PK 11
PKA 11**



PK 11 – 246 x 296 x h / material
PKA 11 – 246 x 296 x h / material

27	1730
36	2312
46	2085

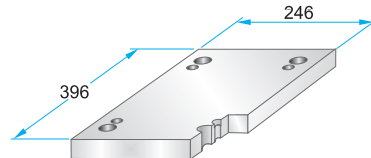
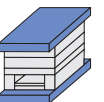
**PK 02
PKA 02**



PK 02 – 246 x 296 x h / material
PKA 02 – 246 x 296 x h / material

27	1730
36	2312
46	2085

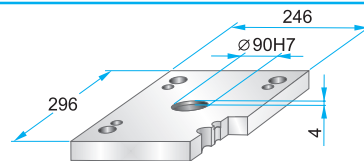
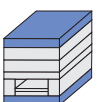
**PK 12
PKA 12**



PK 12 – 246 x 296 x h / material
PKA 12 – 246 x 296 x h / material

27	1730
36	2312
46	2085

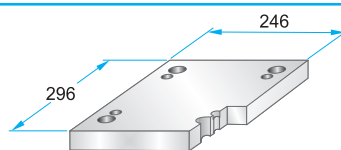
**PK 21
PKA 21**



PK 21 – 246 x 296 x h / material
PKA 21 – 246 x 296 x h / material

22	1730
27	2312
36	2085

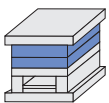
**PK 22
PKA 22**



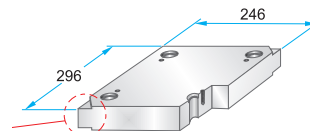
PK 22 – 246 x 296 x h / material
PKA 22 – 246 x 296 x h / material

17	1730
22	2312
27	2085
36	2085

**PK 03
PKA 03**



**Podcięcia do demontażu
na życzenie – patrz str. 2.10**
Corner undercuts upon request – see page 2.10



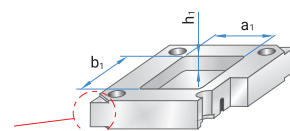
PK 03 – 246 x 296 x h / material
PKA 03 – 246 x 296 x h / material

PK 35 – 246 x 296 x h / material
PKA 35 – 246 x 296 x h / (a1/b1/h1)

17	1730
22	2083
27	2085
36	2162
46	2311
56	2312
66	2738
76	Toolox33
86	Toolox44
96	2738HH
116	2714HH
136	

**PK 35
PKA 35**

**Podcięcia do demontażu
na życzenie – patrz str. 2.10**
Corner undercuts upon request – see page 2.10



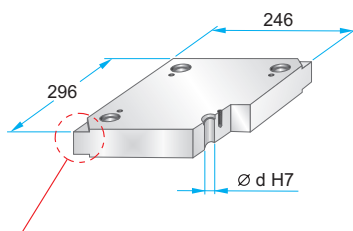
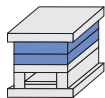
**Materiały informacyjne
– patrz str. 1.3**
Material information
– see page 1.3

Korpus formy

Mold base

246x296

**PK 31
PKA 31**



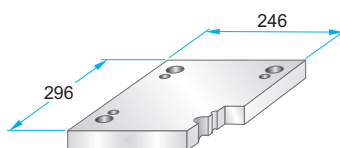
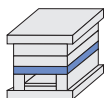
Podcięcia do demontażu na życzenie – patrz str. 2.10
Corner undercuts upon request – see page 2.10

	d
PK 31	29,4
PKA 31	29,5

Materiały informacyjne – patrz str. 1.3
Material information – see page 1.3

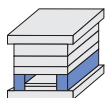
PK 31 – 246 x 246 x	h	/	material
PKA 31 – 246 x 246 x	h	/	
	17	/	1730
	22	/	2083
	27	/	2085
	36	/	2162
	46	/	2311
	56	/	2312
	66	/	2343
	76	/	2738
	86	/	2767
	96	/	Toolox33
	116	/	Toolox44 2738HH 2714HH

**PK 04
PKA 04**

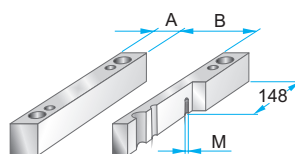


PK 04 – 246 x 296 x	h	/	material
PKA 04 – 246 x 296 x	h	/	
	22	/	1730
	27	/	2312
	36	/	2085
	46	/	
	56	/	
	66	/	

**PK 05
PKA 05**

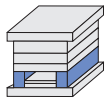


	A	B	M
PK 05	43	160	–
PKA 05	44	158	M10

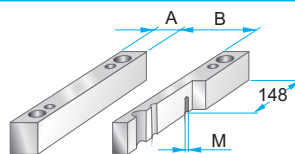


PK 05 – 246 x 296 x	h	/	material
PKA 05 – 246 x 296 x	h	/	
	56	/	1730
	66	/	2085
	76	/	
	86	/	
	96	/	
	116	/	

**PK 55
PKA 55**

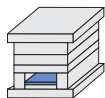


	A	B	M
PK 55	58	130	–
PKA 55	60	126	M10

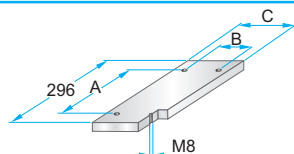


PK 55 – 246 x 296 x	h	/	material
PKA 55 – 246 x 296 x	h	/	
	56	/	1730
	66	/	2085
	76	/	
	86	/	
	96	/	
	116	/	

**PK 06
PKA 06**

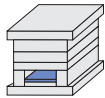


	A	B	C
PK 06	230	130	158
PKA 06	200	130	156

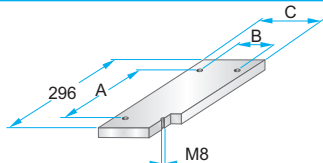


PK 06 – 246 x 296 x	h	/	material
PKA 06 – 246 x 296 x	h	/	
	12	/	1730 2085

**PK 65
PKA 65**

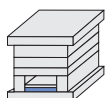


	A	B	C
PK 65	230	98	126
PKA 65	200	96	122

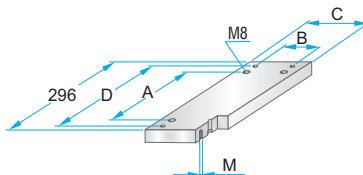


PK 65 – 246 x 296 x	h	/	material
PKA 65 – 246 x 296 x	h	/	
	12	/	1730 2085

**PK 07
PKA 07**

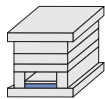


	A	B	C	D	M
PK 07	230	130	158	264	M4
PKA 07	200	130	156	270	M5

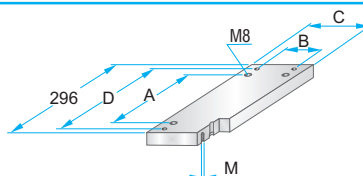


PK 07 – 246 x 296 x	h	/	material
PKA 07 – 246 x 296 x	h	/	
	17	/	1730
	22	/	2312 2085

**PK 75
PKA 75**



	A	B	C	D	M
PK 75	230	98	126	264	M4
PKA 75	200	96	122	270	M5

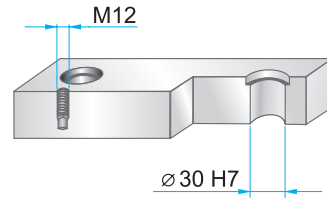
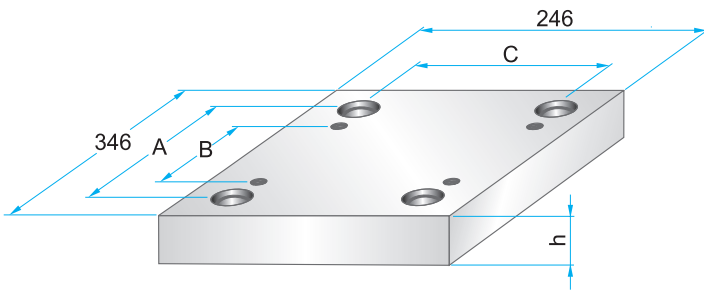


PK 75 – 246 x 296 x	h	/	material
PKA 75 – 246 x 296 x	h	/	
	17	/	1730
	22	/	2312 2085

Korpus formy

Mold base

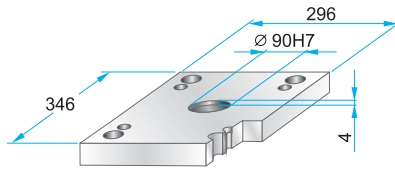
246x346



Wymiary i tolerancje – patrz str. 2.9
Dimensions and tolerances – see page 2.9

	A	B	C
PK	294	224	194
PKA	298	220	198

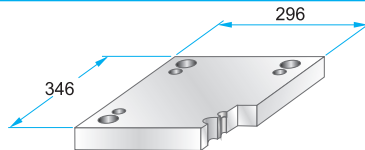
**PK 01
PKA 01**



PK 01 – 246 x 346 x h / material
PKA 01 – 246 x 346 x h / material

27	1730
36	2312
46	2085

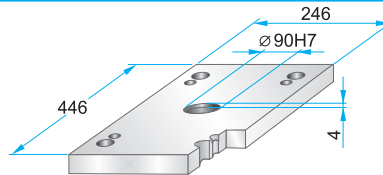
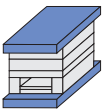
**PK 11
PKA 11**



PK 11 – 246 x 346 x h / material
PKA 11 – 246 x 346 x h / material

27	1730
36	2312
46	2085

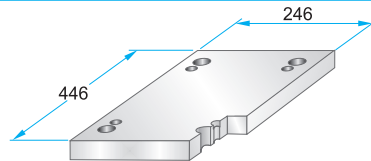
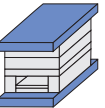
**PK 02
PKA 02**



PK 02 – 246 x 346 x h / material
PKA 02 – 246 x 346 x h / material

27	1730
36	2312
	2085

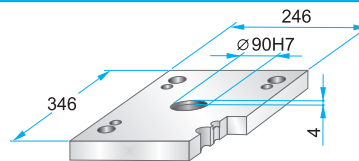
**PK 12
PKA 12**



PK 12 – 246 x 346 x h / material
PKA 12 – 246 x 346 x h / material

27	1730
36	2312
	2085

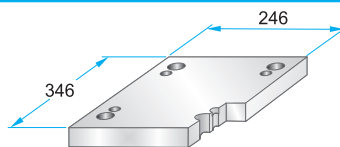
**PK 21
PKA 21**



PK 21 – 246 x 346 x h / material
PKA 21 – 246 x 346 x h / material

22	1730
27	2312
36	2085

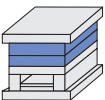
**PK 22
PKA 22**



PK 22 – 246 x 346 x h / material
PKA 22 – 246 x 346 x h / material

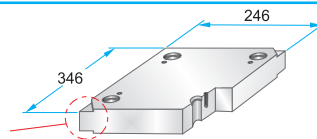
22	1730
27	2312
36	2085

**PK 03
PKA 03**



Podcięcia do demontażu
na życzenie – patrz str. 2.10

Corner undercuts upon request – see page 2.10



PK 03 – 246 x 346 x h / material
PKA 03 – 246 x 346 x h / material

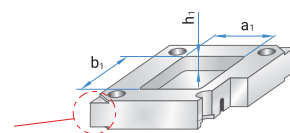
PK 35 – 246 x 346 x h / material
PKA 35 – 246 x 346 x h / (a₁/b₁/h₁)

17	1730
22	2083
27	2085

**PK 35
PKA 35**

Podcięcia do demontażu
na życzenie – patrz str. 2.10

Corner undercuts upon request – see page 2.10



Materiały informacyjne

– patrz str. 1.3

Material information

– see page 1.3

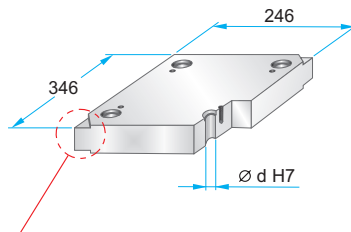
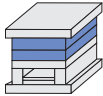
36	2162
46	2311
56	2312
66	2738
76	Toolox33
86	Toolox44
96	2738HH
116	2714HH
136	

Korpus formy

Mold base

246x346

**PK 31
PKA 31**



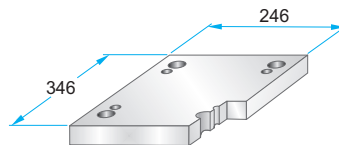
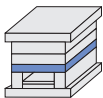
Podcięcia do demontażu na życzenie – patrz str. 2.10
Corner undercuts upon request – see page 2.10

	d
PK 31	29,4
PKA 31	29,5

Materiały informacyjne – patrz str. 1.3
Material information – see page 1.3

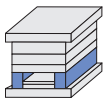
PK 31 – 246 x 346 x	h	/	material
PKA 31 – 246 x 346 x	h	/	
	22	/	1730
	27	/	2083
	36	/	2085
	46	/	2162
	56	/	2311
	66	/	2312
	76	/	2343
	86	/	2738
	96	/	2767
	116	/	Toolox33 Toolox44 2738HH 2714HH

**PK 04
PKA 04**

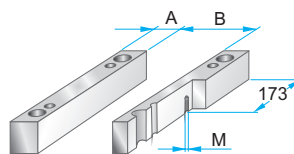


PK 04 – 246 x 346 x	h	/	material
PKA 04 – 246 x 346 x	h	/	
	27	/	1730
	36	/	2312
	46	/	2085
	56	/	
	66	/	

**PK 05
PKA 05**

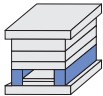


	A	B	M
PK 05	43	160	–
PKA 05	44	158	M10

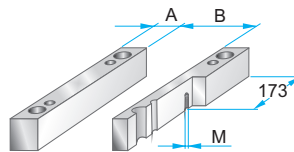


PK 05 – 246 x 346 x	h	/	material
PKA 05 – 246 x 346 x	h	/	
	56	/	1730
	66	/	2085
	76	/	
	86	/	
	96	/	
	116	/	

**PK 55
PKA 55**

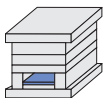


	A	B	M
PK 55	58	130	–
PKA 55	60	126	M10

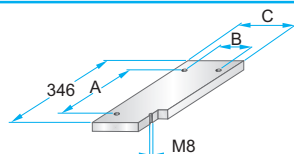


PK 55 – 246 x 346 x	h	/	material
PKA 55 – 246 x 346 x	h	/	
	56	/	1730
	66	/	2085
	76	/	
	86	/	
	96	/	
	116	/	

**PK 06
PKA 06**

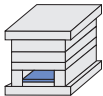


	A	B	C
PK 06	286	136	158
PKA 06	250	130	156

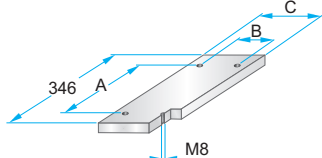


PK 06 – 246 x 346 x	h	/	material
PKA 06 – 246 x 346 x	h	/	
	17	/	1730 2085

**PK 65
PKA 65**

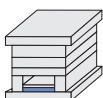


	A	B	C
PK 65	286	104	126
PKA 65	250	96	122

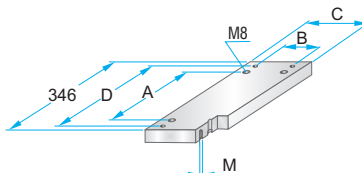


PK 65 – 246 x 346 x	h	/	material
PKA 65 – 246 x 346 x	h	/	
	17	/	1730 2085

**PK 07
PKA 07**

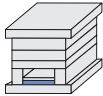


	A	B	C	D	M
PK 07	286	136	158	324	M4
PKA 07	250	130	156	320	M5

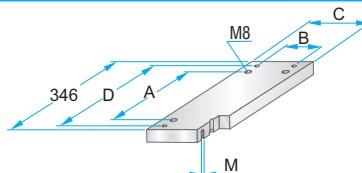


PK 07 – 246 x 346 x	h	/	material
PKA 07 – 246 x 346 x	h	/	
	22	/	1730 2312 2085

**PK 75
PKA 75**



	A	B	C	D	M
PK 75	286	104	126	324	M4
PKA 75	250	96	122	320	M5

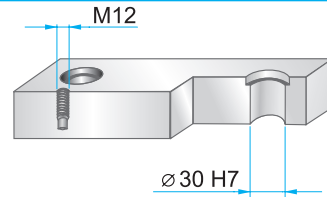
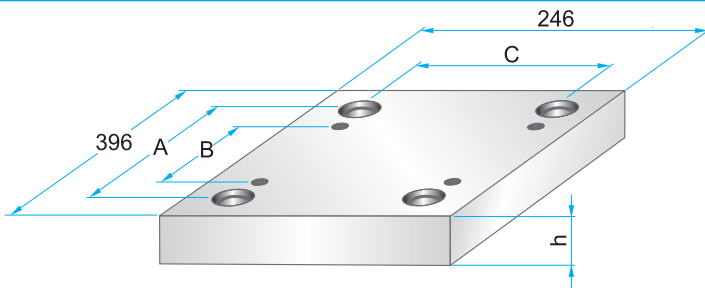


PK 75 – 246 x 346 x	h	/	material
PKA 75 – 246 x 346 x	h	/	
	22	/	1730 2312 2085

Korpus formy

Mold base

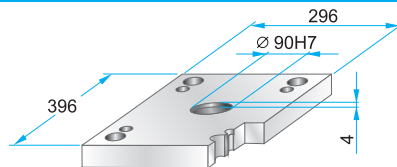
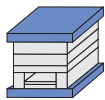
246x396



Wymiary i tolerancje – patrz str. 2.9
Dimensions and tolerances – see page 2.9

	A	B	C
PK	340	284	198
PKA	348	270	198

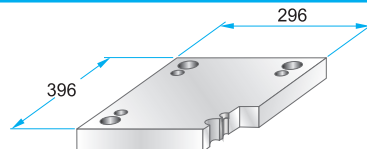
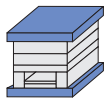
**PK 01
PKA 01**



PK 01 – 246 x 396 x h / material
PKA 01 – 246 x 396 x h / material

27	1730
36	2312
46	2085

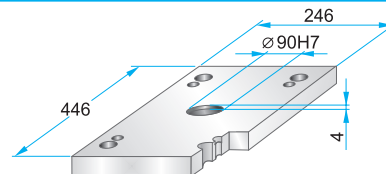
**PK 11
PKA 11**



PK 11 – 246 x 396 x h / material
PKA 11 – 246 x 396 x h / material

27	1730
36	2312
46	2085

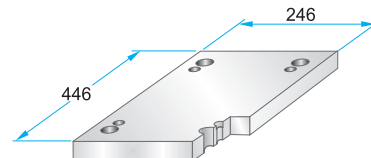
**PK 02
PKA 02**



PK 02 – 246 x 396 x h / material
PKA 02 – 246 x 396 x h / material

27	1730
36	2312
	2085

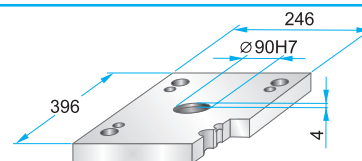
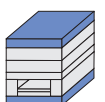
**PK 12
PKA 12**



PK 12 – 246 x 396 x h / material
PKA 12 – 246 x 396 x h / material

27	1730
36	2312
	2085

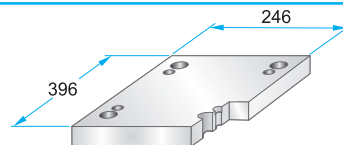
**PK 21
PKA 21**



PK 21 – 246 x 396 x h / material
PKA 21 – 246 x 396 x h / material

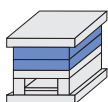
22	1730
27	2312
36	2085

**PK 22
PKA 22**



PK 22 – 246 x 396 x h / material
PKA 22 – 246 x 396 x h / material

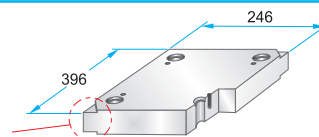
22	1730
27	2312
36	2085



**PK 03
PKA 03**

Podcięcia do demontażu
na życzenie – patrz str. 2.10

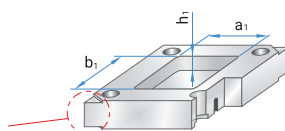
Corner undercuts upon request – see page 2.10



**PK 35
PKA 35**

Podcięcia do demontażu
na życzenie – patrz str. 2.10

Corner undercuts upon request – see page 2.10



PK 03 – 246 x 396 x h / material
PKA 03 – 246 x 396 x h / material

PK 35 – 246 x 396 x h / material
PKA 35 – 246 x 396 x h / (a1/b1/h1)

17	1730
22	2083
27	2085
36	2162
46	2311
56	2312
66	2738
76	Toolox33
86	Toolox44
96	2738HH
116	2714HH
136	

Materiały informacyjne

– patrz str. 1.3

Material information

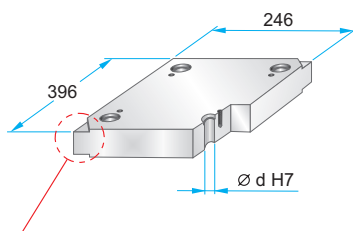
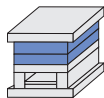
– see page 1.3

Korpus formy

Mold base

246x396

**PK 31
PKA 31**



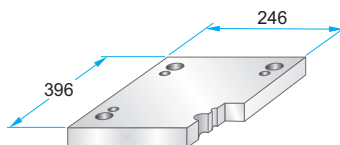
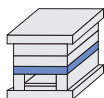
Podcięcia do demontażu na życzenie – patrz str. 2.10
Corner undercuts upon request – see page 2.10

	d
PK 31	29,4
PKA 31	29,5

Materiały informacyjne – patrz str. 1.3
Material information – see page 1.3

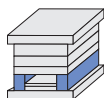
PK 31 – 246 x 396 x	h	/	material
PKA 31 – 246 x 396 x	h	/	
	22		1730
	27		2083
	36		2085
	46		2162
	56		2311
	66		2312
	76		2343
	86		2738
	96		2767
	116		Toolox33 Toolox44 2738HH 2714HH

**PK 04
PKA 04**

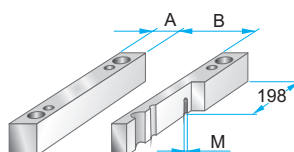


PK 04 – 246 x 396 x	h	/	material
PKA 04 – 246 x 396 x	h	/	
	27		1730
	36		2312
	46		2085
	56		
	66		

**PK 05
PKA 05**

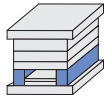


	A	B	M
PK 05	47	152	–
PKA 05	44	158	M10

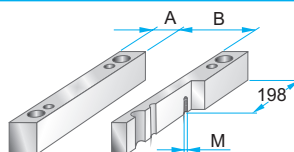


PK 05 – 246 x 396 x	h	/	material
PKA 05 – 246 x 396 x	h	/	
	56		1730
	66		2085
	76		
	86		
	96		
	116		

**PK 55
PKA 55**

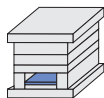


	A	B	M
PK 55	62	122	–
PKA 55	60	126	M10

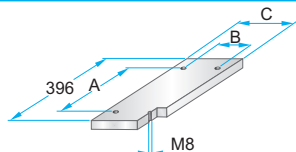


PK 55 – 246 x 396 x	h	/	material
PKA 55 – 246 x 396 x	h	/	
	56		1730
	66		2085
	76		
	86		
	96		
	116		

**PK 06
PKA 06**



	A	B	C
PK 06	330	122	150
PKA 06	300	130	156

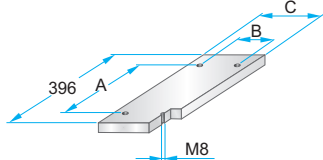


PK 06 – 246 x 396 x	h	/	material
PKA 06 – 246 x 396 x	h	/	
	17		1730 2085

**PK 65
PKA 65**

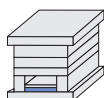


	A	B	C
PK 65	330	90	118
PKA 65	300	96	122

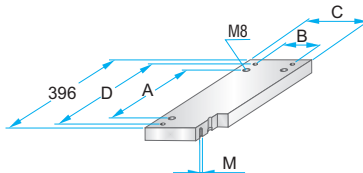


PK 65 – 246 x 396 x	h	/	material
PKA 65 – 246 x 396 x	h	/	
	17		1730 2085

**PK 07
PKA 07**

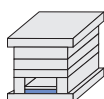


	A	B	C	D	M
PK 07	330	122	150	364	M4
PKA 07	300	130	156	370	M5

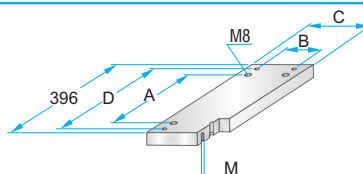


PK 07 – 246 x 396 x	h	/	material
PKA 07 – 246 x 396 x	h	/	
	22		1730 2312 2085

**PK 75
PKA 75**



	A	B	C	D	M
PK 75	330	90	118	364	M4
PKA 75	300	96	122	370	M5

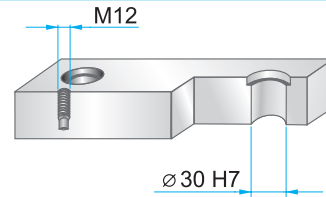
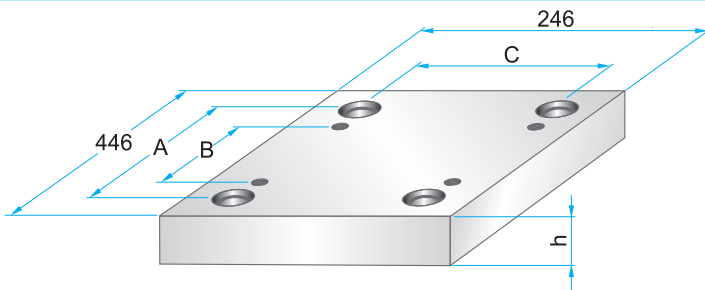


PK 75 – 246 x 396 x	h	/	material
PKA 75 – 246 x 396 x	h	/	
	22		1730 2312 2085

Korpus formy

Mold base

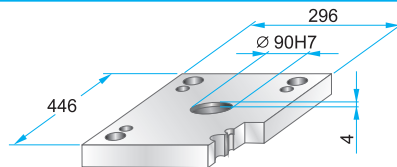
246x446



Wymiary i tolerancje – patrz str. 2.9
Dimensions and tolerances – see page 2.9

	A	B	C
PK	394	324	194
PKA	398	320	198

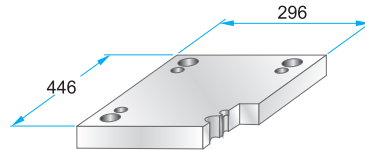
**PK 01
PKA 01**



PK 01 – 246 x 446 x h / material
PKA 01 – 246 x 446 x h / material

27	1730
36	2312
	2085

**PK 11
PKA 11**



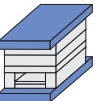
PK 11 – 246 x 446 x h / material
PKA 11 – 246 x 446 x h / material

27	1730
36	2312
	2085

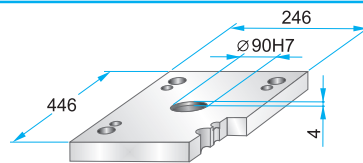
**PK 02
PKA 02**



**PK 12
PKA 12**



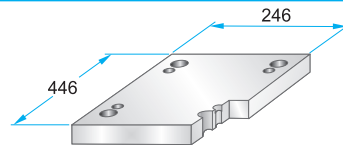
**PK 21
PKA 21**



PK 21 – 246 x 446 x h / material
PKA 21 – 246 x 446 x h / material

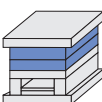
27	1730
36	2312
	2085

**PK 22
PKA 22**



PK 22 – 246 x 446 x h / material
PKA 22 – 246 x 446 x h / material

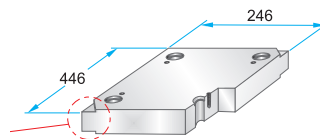
27	1730
36	2312
	2085



**PK 03
PKA 03**

**Podcięcia do demontażu
na życzenie – patrz str. 2.10**

Corner undercuts upon request – see page 2.10



PK 03 – 246 x 446 x h / material
PKA 03 – 246 x 446 x h / material

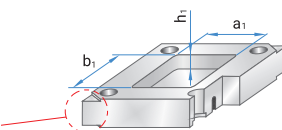
PK 35 – 246 x 446 x h / material
PKA 35 – 246 x 446 x h / (a1/b1/h1)

17	1730
22	2083
27	2085
36	2162
46	2311
56	2312
66	2738
76	Toolox33
86	Toolox44
96	2738HH
116	2714HH
136	

**PK 35
PKA 35**

**Podcięcia do demontażu
na życzenie – patrz str. 2.10**

Corner undercuts upon request – see page 2.10



Materiały informacyjne

– patrz str. 1.3

Material information

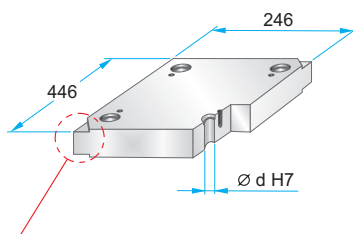
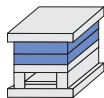
– see page 1.3

Korpus formy

Mold base

246x446

**PK 31
PKA 31**



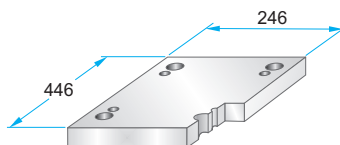
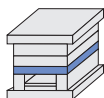
Podcięcia do demontażu na życzenie – patrz str. 2.10
Corner undercuts upon request – see page 2.10

	d
PK 31	29,4
PKA 31	29,5

Materiały informacyjne – patrz str. 1.3
Material information – see page 1.3

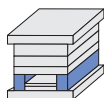
PK 31 – 246 x 446 x	h	/	material
PKA 31 – 246 x 446 x	h	/	
	27		1730
	36		2083
	46		2085
	56		2162
	66		2311
	76		2312
	86		2343
	96		2738
	116		2767
			Toolox33
			Toolox44
			2738HH
			2714HH

**PK 04
PKA 04**

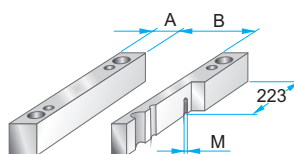


PK 04 – 246 x 446 x	h	/	material
PKA 04 – 246 x 446 x	h	/	
	27		1730
	36		2312
	46		2085
	56		
	66		

**PK 05
PKA 05**

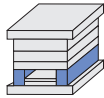


	A	B	M
PK 05	43	160	–
PKA 05	44	158	M10

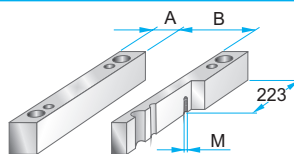


PK 05 – 246 x 446 x	h	/	material
PKA 05 – 246 x 446 x	h	/	
	56		1730
	66		2085
	76		
	86		
	96		
	116		

**PK 55
PKA 55**

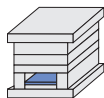


	A	B	M
PK 55	58	130	–
PKA 55	60	126	M10

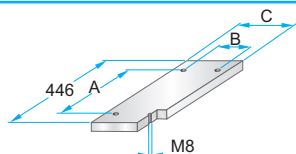


PK 55 – 246 x 446 x	h	/	material
PKA 55 – 246 x 446 x	h	/	
	56		1730
	66		2085
	76		
	86		
	96		
	116		

**PK 06
PKA 06**

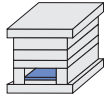


	A	B	C
PK 06	380	130	158
PKA 06	350	130	156

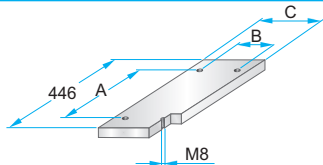


PK 06 – 246 x 446 x	h	/	material
PKA 06 – 246 x 446 x	h	/	
	17		1730
			2085

**PK 65
PKA 65**

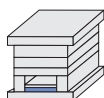


	A	B	C
PK 65	380	98	126
PKA 65	350	96	122

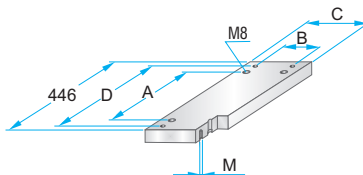


PK 65 – 246 x 446 x	h	/	material
PKA 65 – 246 x 446 x	h	/	
	17		1730
			2085

**PK 07
PKA 07**

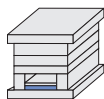


	A	B	C	D	M
PK 07	380	130	158	414	M4
PKA 07	350	130	156	420	M5

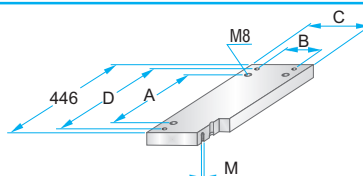


PK 07 – 246 x 446 x	h	/	material
PKA 07 – 246 x 446 x	h	/	
	22		1730
			2312
			2085

**PK 75
PKA 75**



	A	B	C	D	M
PK 75	380	98	126	414	M4
PKA 75	350	96	122	420	M5

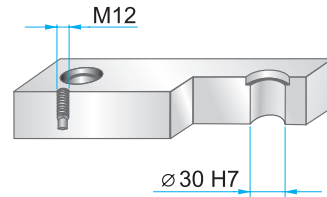
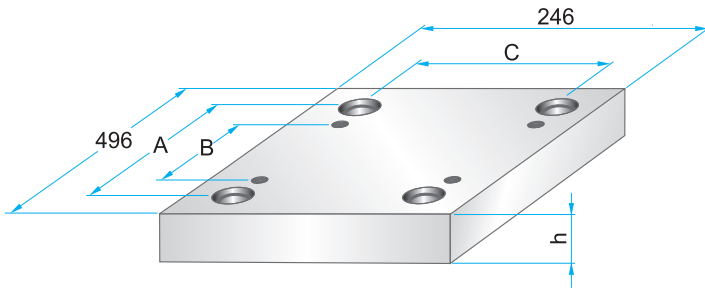


PK 75 – 246 x 446 x	h	/	material
PKA 75 – 246 x 446 x	h	/	
	22		1730
			2312
			2085

Korpus formy

Mold base

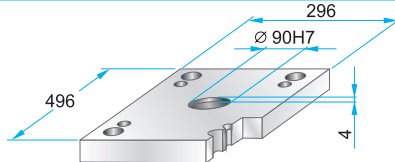
246x496



Wymiary i tolerancje – patrz str. 2.9
Dimensions and tolerances – see page 2.9

	A	B	C
PK	444	374	194
PKA	448	370	198

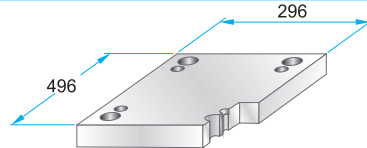
**PK 01
PKA 01**



PK 01 – 246 x 496 x h / material
PKA 01 – 246 x 496 x h / material

27	1730
36	2312
	2085

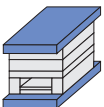
**PK 11
PKA 11**



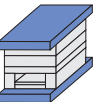
PK 11 – 246 x 496 x h / material
PKA 11 – 246 x 496 x h / material

27	1730
36	2312
	2085

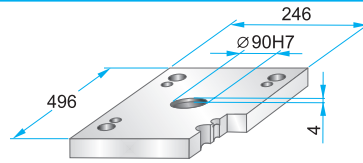
**PK 02
PKA 02**



**PK 12
PKA 12**



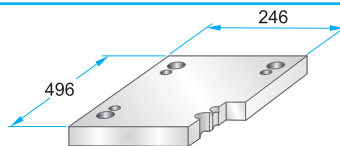
**PK 21
PKA 21**



PK 21 – 246 x 496 x h / material
PKA 21 – 246 x 496 x h / material

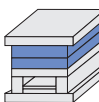
27	1730
36	2312
	2085

**PK 22
PKA 22**



PK 22 – 246 x 496 x h / material
PKA 22 – 246 x 496 x h / material

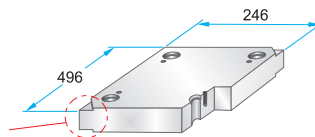
27	1730
36	2312
	2085



**PK 03
PKA 03**

**Podcięcia do demontażu
na życzenie – patrz str. 2.10**

Corner undercuts upon request – see page 2.10



PK 03 – 246 x 496 x h / material
PKA 03 – 246 x 496 x h / material

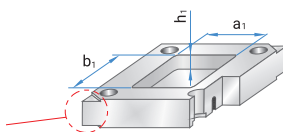
PK 35 – 246 x 496 x h / material
PKA 35 – 246 x 496 x h / (a1/b1/h1)

22	1730
27	2083
36	2085
46	2162
56	2311
66	2312
76	2738
86	Toolox33
96	Toolox44
116	2738HH
136	2714HH

**PK 35
PKA 35**

**Podcięcia do demontażu
na życzenie – patrz str. 2.10**

Corner undercuts upon request – see page 2.10



Materiały informacyjne

– patrz str. 1.3

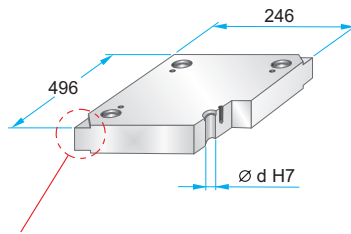
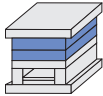
Material information
– see page 1.3

Korpus formy

Mold base

246x496

**PK 31
PKA 31**



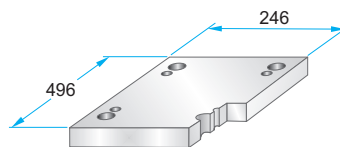
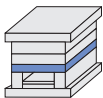
Podcięcia do demontażu na życzenie – patrz str. 2.10
Corner undercuts upon request – see page 2.10

	d
PK 31	29,4
PKA 31	29,5

Materiały informacyjne – patrz str. 1.3
Material information – see page 1.3

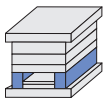
PK 31 – 246 x 496 x	h	/	material
PKA 31 – 246 x 496 x	h	/	
	27		1730
	36		2083
	46		2085
	56		2162
	66		2311
	76		2312
	86		2343
	96		2738
	116		2767
			Toolox33
			Toolox44
			2738HH
			2714HH

**PK 04
PKA 04**

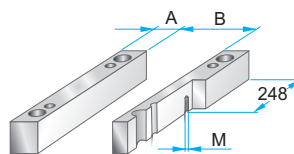


PK 04 – 246 x 496 x	h	/	material
PKA 04 – 246 x 496 x	h	/	
	36		1730
	46		2312
	56		2085
	66		

**PK 05
PKA 05**

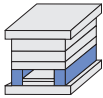


	A	B	M
PK 05	43	160	–
PKA 05	44	158	M10

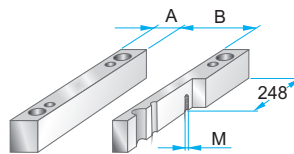


PK 05 – 246 x 496 x	h	/	material
PKA 05 – 246 x 496 x	h	/	
	56		1730
	66		2085
	76		
	86		
	96		
	116		

**PK 55
PKA 55**

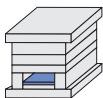


	A	B	M
PK 55	58	130	–
PKA 55	60	126	M10

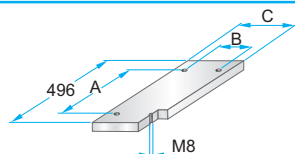


PK 55 – 246 x 496 x	h	/	material
PKA 55 – 246 x 496 x	h	/	
	56		1730
	66		2085
	76		
	86		
	96		
	116		

**PK 06
PKA 06**

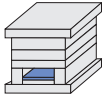


	A	B	C
PK 06	430	130	158
PKA 06	400	130	156

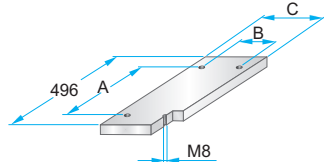


PK 06 – 246 x 496 x	h	/	material
PKA 06 – 246 x 496 x	h	/	
	17		1730
			2085

**PK 65
PKA 65**

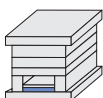


	A	B	C
PK 65	430	98	126
PKA 65	400	96	122

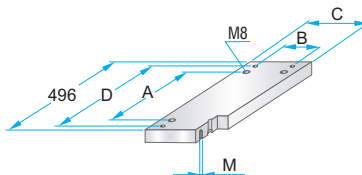


PK 65 – 246 x 496 x	h	/	material
PKA 65 – 246 x 496 x	h	/	
	17		1730
			2085

**PK 07
PKA 07**

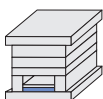


	A	B	C	D	M
PK 07	430	130	158	464	M4
PKA 07	400	130	156	470	M5

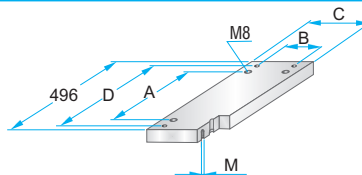


PK 07 – 246 x 496 x	h	/	material
PKA 07 – 246 x 496 x	h	/	
	22		1730
			2312
			2085

**PK 75
PKA 75**



	A	B	C	D	M
PK 75	430	98	126	464	M4
PKA 75	400	96	122	470	M5

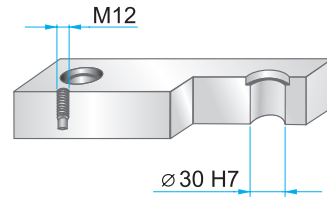
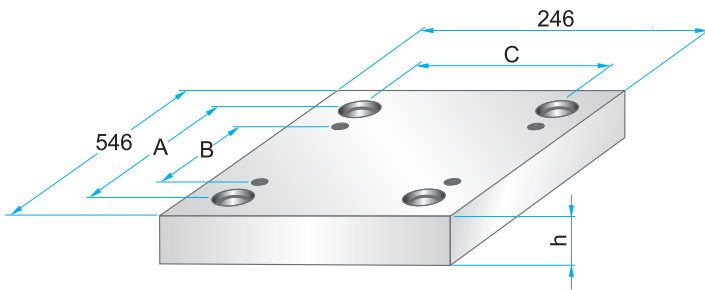


PK 75 – 246 x 496 x	h	/	material
PKA 75 – 246 x 496 x	h	/	
	22		1730
			2312
			2085

Korpus formy

Mold base

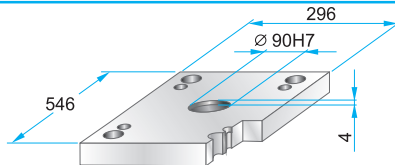
246x546



Wymiary i tolerancje – patrz str. 2.9
Dimensions and tolerances – see page 2.9

	A	B	C
PK	494	424	194
PKA	498	420	198

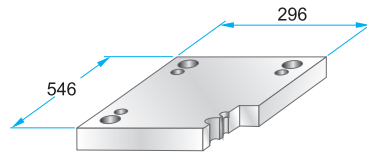
**PK 01
PKA 01**



PK 01 – 246 x 546 x h / material
PKA 01 – 246 x 546 x h / material

36	1730
	2312
	2085

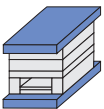
**PK 11
PKA 11**



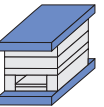
PK 11 – 246 x 546 x h / material
PKA 11 – 246 x 546 x h / material

36	1730
	2312
	2085

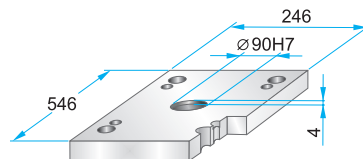
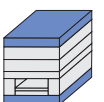
**PK 02
PKA 02**



**PK 12
PKA 12**



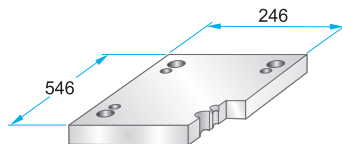
**PK 21
PKA 21**



PK 21 – 246 x 546 x h / material
PKA 21 – 246 x 546 x h / material

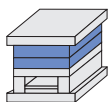
27	1730
36	2312
	2085

**PK 22
PKA 22**



PK 22 – 246 x 546 x h / material
PKA 22 – 246 x 546 x h / material

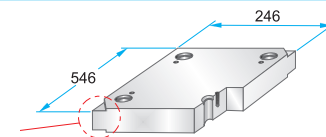
27	1730
36	2312
	2085



**PK 03
PKA 03**

Podcięcia do demontażu
na życzenie – patrz str. 2.10

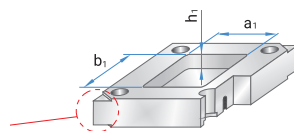
Corner undercuts upon request – see page 2.10



**PK 35
PKA 35**

Podcięcia do demontażu
na życzenie – patrz str. 2.10

Corner undercuts upon request – see page 2.10



PK 03 – 246 x 546 x h / material
PKA 03 – 246 x 546 x h / material

PK 35 – 246 x 546 x h / material
PKA 35 – 246 x 546 x h / (a1/b1/h1)

22	1730
27	2083
36	2085
46	2162
56	2311
66	2312
76	2738
86	Toolox33
96	Toolox44
116	2738HH
	2714HH

Materiały informacyjne

– patrz str. 1.3

Material information

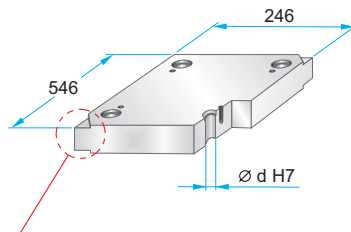
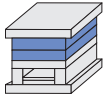
– see page 1.3

Korpus formy

Mold base

246x546

**PK 31
PKA 31**



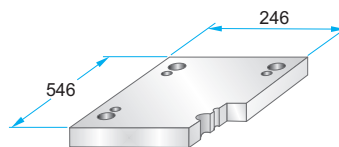
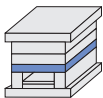
Podcięcia do demontażu na życzenie – patrz str. 2.10
Corner undercuts upon request – see page 2.10

	d
PK 31	29,4
PKA 31	29,5

Materiały informacyjne – patrz str. 1.3
Material information – see page 1.3

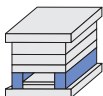
PK 31 – 246 x 546 x	h	/	material
PKA 31 – 246 x 546 x	h	/	
	27		1730
	36		2083
	46		2085
	56		2162
	66		2311
	76		2312
	86		2343
	96		2738
	116		2767
			Toolox33
			Toolox44
			2738HH
			2714HH

**PK 04
PKA 04**

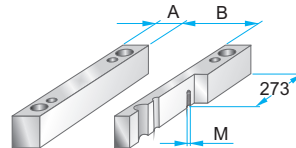


PK 04 – 246 x 546 x	h	/	material
PKA 04 – 246 x 546 x	h	/	
	36		1730
	46		2312
	56		2085

**PK 05
PKA 05**

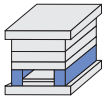


	A	B	M
PK 05	43	160	–
PKA 05	44	158	M10

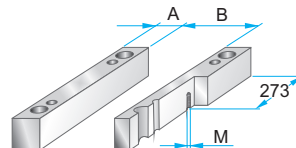


PK 05 – 246 x 546 x	h	/	material
PKA 05 – 246 x 546 x	h	/	
	56		1730
	66		2085
	76		
	86		
	96		
	116		
	136		

**PK 55
PKA 55**

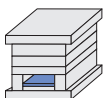


	A	B	M
PK 55	58	130	–
PKA 55	60	126	M10

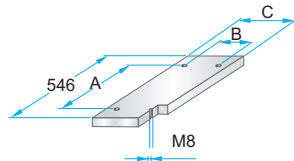


PK 55 – 246 x 546 x	h	/	material
PKA 55 – 246 x 546 x	h	/	
	56		1730
	66		2085
	76		
	86		
	96		
	116		
	136		

**PK 06
PKA 06**

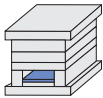


	A	B	C
PK 06	480	130	158
PKA 06	450	130	156

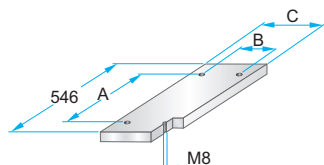


PK 06 – 246 x 546 x	h	/	material
PKA 06 – 246 x 546 x	h	/	
	17		1730
	22		2085

**PK 65
PKA 65**

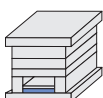


	A	B	C
PK 65	480	98	126
PKA 65	450	96	122

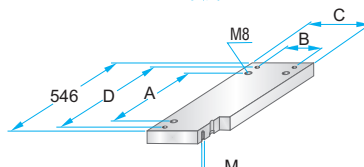


PK 65 – 246 x 546 x	h	/	material
PKA 65 – 246 x 546 x	h	/	
	17		1730
	22		2085

**PK 07
PKA 07**

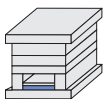


	A	B	C	D	M
PK 07	480	130	158	514	M4
PKA 07	450	130	156	520	M5

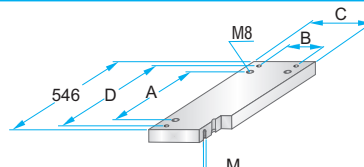


PK 07 – 246 x 546 x	h	/	material
PKA 07 – 246 x 546 x	h	/	
	22		1730
	27		2312
			2085

**PK 75
PKA 75**



	A	B	C	D	M
PK 75	480	98	126	514	M4
PKA 75	450	96	122	520	M5

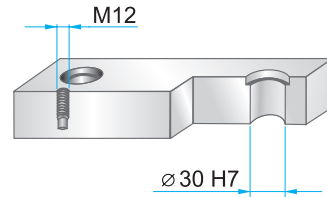
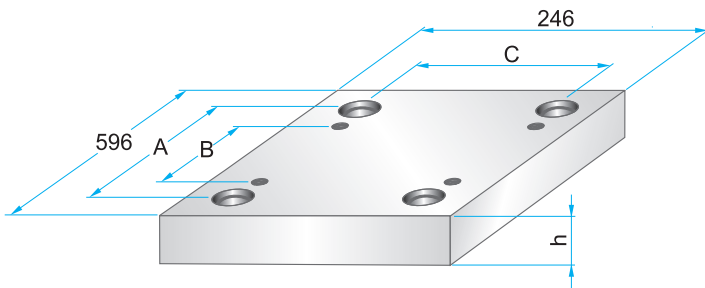


PK 75 – 246 x 546 x	h	/	material
PKA 75 – 246 x 546 x	h	/	
	22		1730
	27		2312
			2085

Korpus formy

Mold base

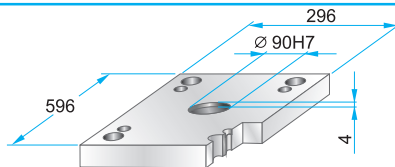
246x596



Wymiary i tolerancje – patrz str. 2.9
Dimensions and tolerances – see page 2.9

	A	B	C
PK	544	474	194
PKA	548	470	198

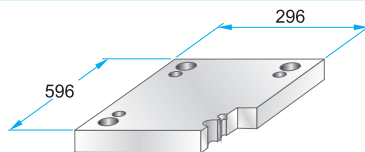
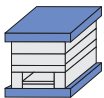
**PK 01
PKA 01**



PK 01 – 246 x 596 x h / material
PKA 01 – 246 x 596 x h / material

36	1730
	2312
	2085

**PK 11
PKA 11**



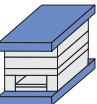
PK 11 – 246 x 596 x h / material
PKA 11 – 246 x 596 x h / material

36	1730
	2312
	2085

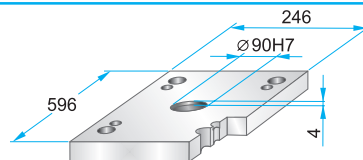
**PK 02
PKA 02**



**PK 12
PKA 12**



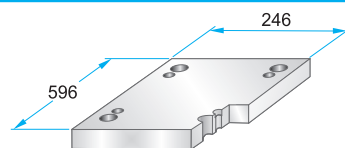
**PK 21
PKA 21**



PK 21 – 246 x 596 x h / material
PKA 21 – 246 x 596 x h / material

27	1730
36	2312
	2085

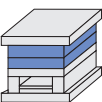
**PK 22
PKA 22**



PK 22 – 246 x 596 x h / material
PKA 22 – 246 x 596 x h / material

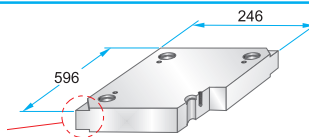
27	1730
36	2312
	2085

**PK 03
PKA 03**



**Podcięcia do demontażu
na życzenie – patrz str. 2.10**

Corner undercuts upon request – see page 2.10



PK 03 – 246 x 596 x h / material
PKA 03 – 246 x 596 x h / material

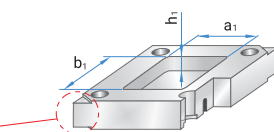
PK 35 – 246 x 596 x h / material
PKA 35 – 246 x 596 x h / (a1/b1/h1)

22	1730
27	2083
36	2085
46	2162
56	2311
66	2312
76	2738

**PK 35
PKA 35**

**Podcięcia do demontażu
na życzenie – patrz str. 2.10**

Corner undercuts upon request – see page 2.10



Materiały informacyjne

– patrz str. 1.3

Material information

– see page 1.3

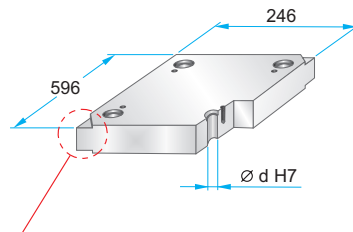
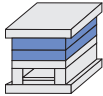
86	Toolox33
96	Toolox44
116	2738HH
136	2714HH

Korpus formy

Mold base

246x596

**PK 31
PKA 31**



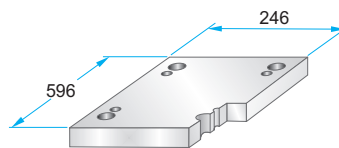
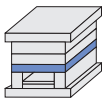
Podcięcia do demontażu na życzenie – patrz str. 2.10
Corner undercuts upon request – see page 2.10

	d
PK 31	29,4
PKA 31	29,5

Materiały informacyjne – patrz str. 1.3
Material information – see page 1.3

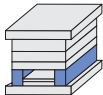
PK 31 – 246 x 596 x	h	/	material
PKA 31 – 246 x 596 x	h	/	
	27		1730
	36		2083
	46		2085
	56		2162
	66		2311
	76		2312
	86		2343
	96		2738
	116		2767
			Toolox33
			Toolox44
			2738HH
			2714HH

**PK 04
PKA 04**

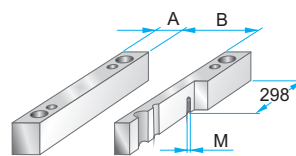


PK 04 – 246 x 596 x	h	/	material
PKA 04 – 246 x 596 x	h	/	
	36		1730
	46		2312
	56		2085

**PK 05
PKA 05**

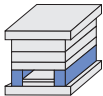


	A	B	M
PK 05	43	160	-
PKA 05	44	158	M10

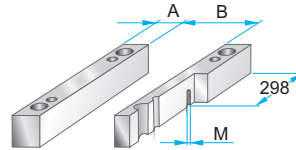


PK 05 – 246 x 596 x	h	/	material
PKA 05 – 246 x 596 x	h	/	
	56		1730
	66		2085
	76		
	86		
	96		
	116		
	136		

**PK 55
PKA 55**

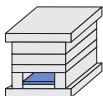


	A	B	M
PK 55	58	130	-
PKA 55	60	126	M10

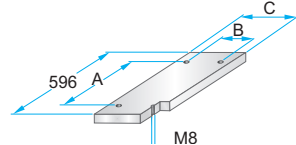


PK 55 – 246 x 596 x	h	/	material
PKA 55 – 246 x 596 x	h	/	
	56		1730
	66		2085
	76		
	86		
	96		
	116		
	136		

**PK 06
PKA 06**

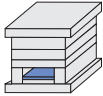


	A	B	C
PK 06	530	130	158
PKA 06	500	130	156

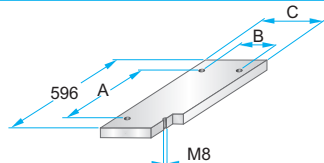


PK 06 – 246 x 596 x	h	/	material
PKA 06 – 246 x 596 x	h	/	
	17		1730
	22		2085

**PK 65
PKA 65**

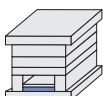


	A	B	C
PK 65	530	98	126
PKA 65	500	96	122

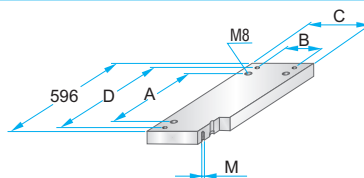


PK 65 – 246 x 596 x	h	/	material
PKA 65 – 246 x 596 x	h	/	
	17		1730
	22		2085

**PK 07
PKA 07**

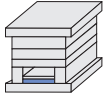


	A	B	C	D	M
PK 07	530	130	158	564	M4
PKA 07	500	130	156	570	M5

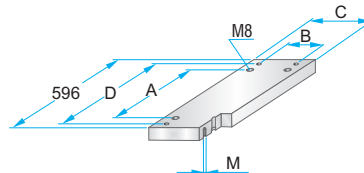


PK 07 – 246 x 596 x	h	/	material
PKA 07 – 246 x 596 x	h	/	
	22		1730
	27		2312
			2085

**PK 75
PKA 75**



	A	B	C	D	M
PK 75	530	98	126	564	M4
PKA 75	500	96	122	570	M5

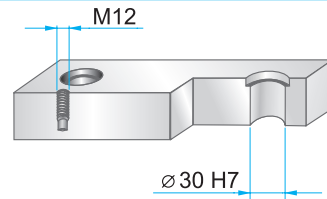
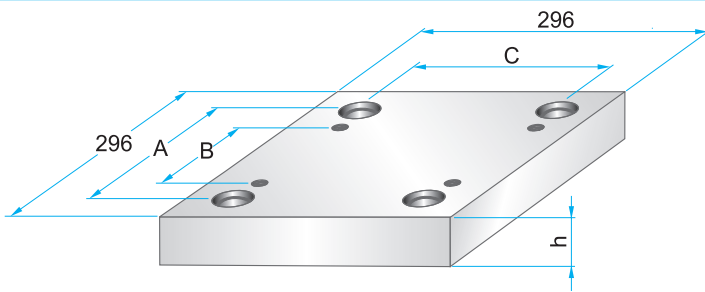


PK 75 – 246 x 596 x	h	/	material
PKA 75 – 246 x 596 x	h	/	
	22		1730
	27		2312
			2085

Korpus formy

Mold base

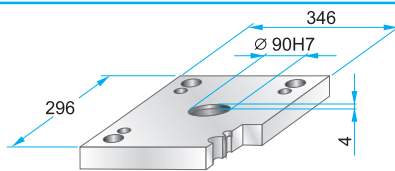
296x296



Wymiary i tolerancje – patrz str. 2.9
Dimensions and tolerances – see page 2.9

	A	B	C
PK	244	186	250
PKA	248	170	248

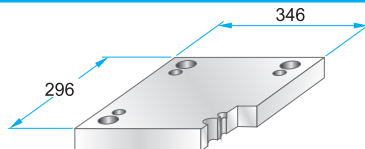
**PK 01
PKA 01**



PK 01 – 296 x 296 x h / material
PKA 01 – 296 x 296 x h / material

27	1730
36	2312
46	2085

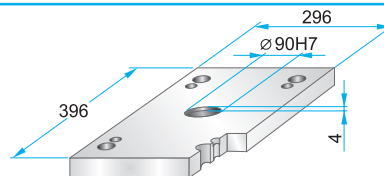
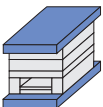
**PK 11
PKA 11**



PK 11 – 296 x 296 x h / material
PKA 11 – 296 x 296 x h / material

27	1730
36	2312
46	2085

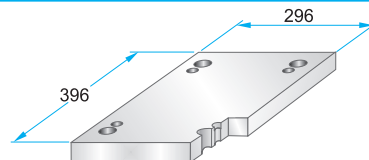
**PK 02
PKA 02**



PK 02 – 296 x 296 x h / material
PKA 02 – 296 x 296 x h / material

27	1730
36	2312
	2085

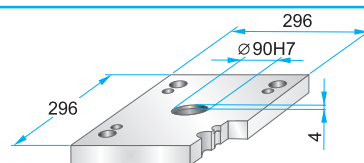
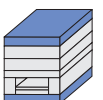
**PK 12
PKA 12**



PK 12 – 296 x 296 x h / material
PKA 12 – 296 x 296 x h / material

27	1730
36	2312
	2085

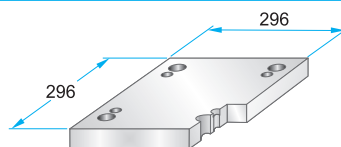
**PK 21
PKA 21**



PK 21 – 296 x 296 x h / material
PKA 21 – 296 x 296 x h / material

22	1730
27	2312
36	2085

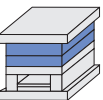
**PK 22
PKA 22**



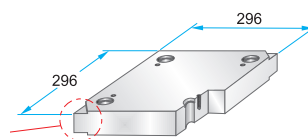
PK 22 – 296 x 296 x h / material
PKA 22 – 296 x 296 x h / material

22	1730
27	2312
36	2085

**PK 03
PKA 03**



Podcięcia do demontażu
na życzenie – patrz str. 2.10
Corner undercuts upon request – see page 2.10



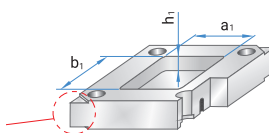
PK 03 – 296 x 296 x h / material
PKA 03 – 296 x 296 x h / material

PK 35 – 296 x 296 x h / material
PKA 35 – 296 x 296 x h / (a1/b1/h1)

17	1730
22	2083
27	2085
36	2162
46	2311
56	2312
66	2738
76	Toolox33
86	Toolox44
96	2738HH
116	2714HH
136	
156	

**PK 35
PKA 35**

Podcięcia do demontażu
na życzenie – patrz str. 2.10
Corner undercuts upon request – see page 2.10



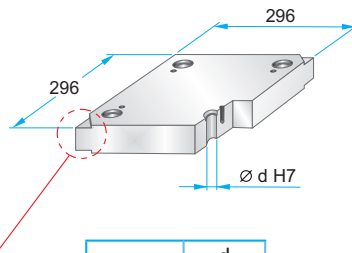
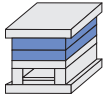
Materiały informacyjne
– patrz str. 1.3
Material information
– see page 1.3

Korpus formy

Mold base

296x296

**PK 31
PKA 31**



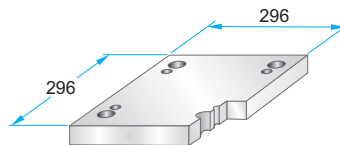
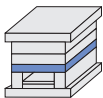
Podcięcia do demontażu na życzenie – patrz str. 2.10
Corner undercuts upon request – see page 2.10

	d
PK 31	29,4
PKA 31	29,5

Materiały informacyjne – patrz str. 1.3
Material information – see page 1.3

PK 31 – 296 x 296 x	h	/	material
PKA 31 – 296 x 296 x	h	/	
	22	/	1730
	27	/	2083
	36	/	2085
	46	/	2162
	56	/	2311
	66	/	2312
	76	/	2343
	86	/	2738
	96	/	2767
	116	/	Toolox33
	136	/	Toolox44
			2738HH
			2714HH

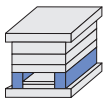
**PK 04
PKA 04**



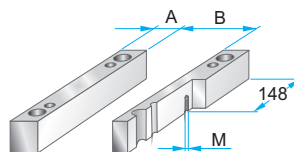
PK 04 – 296 x 296 x **h /** **material**
PKA 04 – 296 x 296 x **h /**

	27	/	1730
	36	/	2312
	46	/	2085
	56	/	
	66	/	
	76	/	
	86	/	

**PK 05
PKA 05**



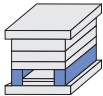
	A	B	M
PK 05	43	210	–
PKA 05	44	208	M10



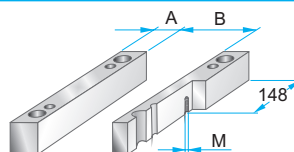
PK 05 – 296 x 296 x **h /** **material**
PKA 05 – 296 x 296 x **h /**

	56	/	1730
	66	/	2085
	76	/	
	86	/	
	96	/	
	116	/	

**PK 55
PKA 55**



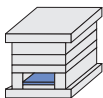
	A	B	M
PK 55	58	180	–
PKA 55	60	176	M10



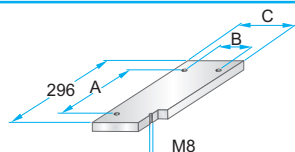
PK 55 – 296 x 296 x **h /** **material**
PKA 55 – 296 x 296 x **h /**

	56	/	1730
	66	/	2085
	76	/	
	86	/	
	96	/	
	116	/	

**PK 06
PKA 06**



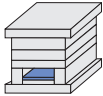
	A	B	C
PK 06	230	180	208
PKA 06	200	180	206



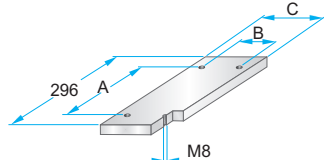
PK 06 – 296 x 296 x **h /** **material**
PKA 06 – 296 x 296 x **h /**

	12	/	1730
		/	2085

**PK 65
PKA 65**



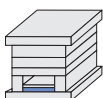
	A	B	C
PK 65	230	148	176
PKA 65	200	146	172



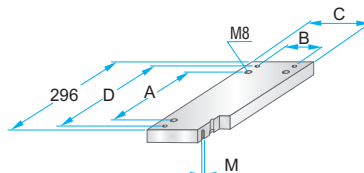
PK 65 – 296 x 296 x **h /** **material**
PKA 65 – 296 x 296 x **h /**

	12	/	1730
		/	2085

**PK 07
PKA 07**



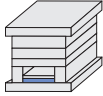
	A	B	C	D	M
PK 07	230	180	208	266	M4
PKA 07	200	180	206	270	M5



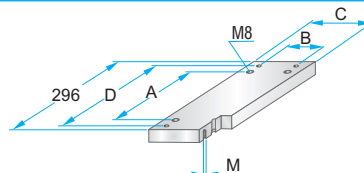
PK 07 – 296 x 296 x **h /** **material**
PKA 07 – 296 x 296 x **h /**

	17	/	1730
	22	/	2312
		/	2085

**PK 75
PKA 75**



	A	B	C	D	M
PK 75	230	148	176	266	M4
PKA 75	200	146	172	270	M5



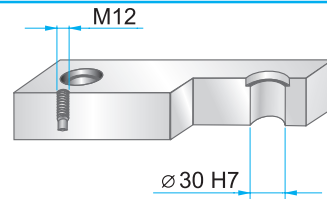
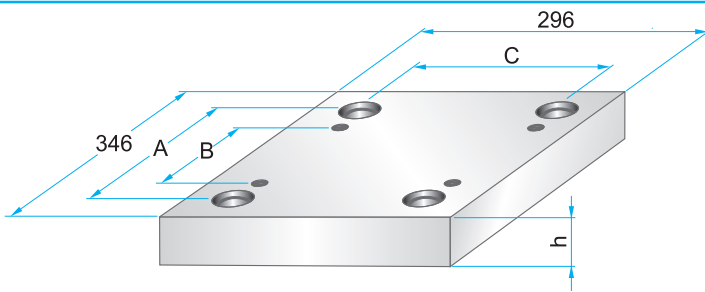
PK 75 – 296 x 296 x **h /** **material**
PKA 75 – 296 x 296 x **h /**

	17	/	1730
	22	/	2312
		/	2085

Korpus formy

Mold base

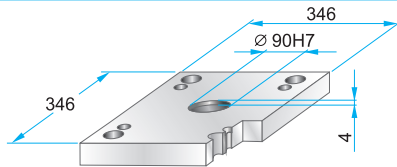
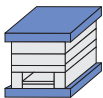
296x346



Wymiary i tolerancje – patrz str. 2.9
Dimensions and tolerances – see page 2.9

	A	B	C
PK	294	224	244
PKA	298	220	248

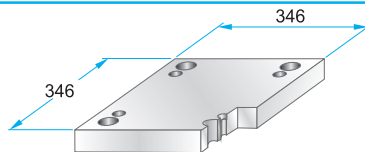
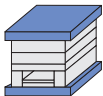
**PK 01
PKA 01**



PK 01 – 296 x 346 x h / material
PKA 01 – 296 x 346 x h / material

27	1730
36	2312
46	2085

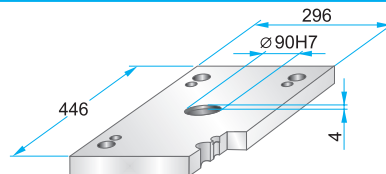
**PK 11
PKA 11**



PK 11 – 296 x 346 x h / material
PKA 11 – 296 x 346 x h / material

27	1730
36	2312
46	2085


**PK 02
PKA 02**



PK 02 – 296 x 346 x h / material
PKA 02 – 296 x 346 x h / material

27	1730
36	2312
46	2085

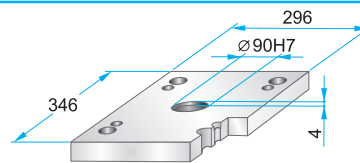
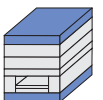
**PK 12
PKA 12**



PK 12 – 296 x 346 x h / material
PKA 12 – 296 x 346 x h / material

27	1730
36	2312
46	2085

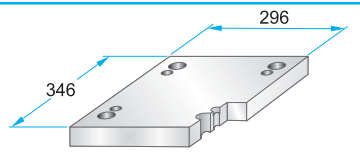
**PK 21
PKA 21**



PK 21 – 296 x 346 x h / material
PKA 21 – 296 x 346 x h / material

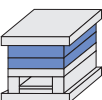
22	1730
27	2312
36	2085

**PK 22
PKA 22**



PK 22 – 296 x 346 x h / material
PKA 22 – 296 x 346 x h / material

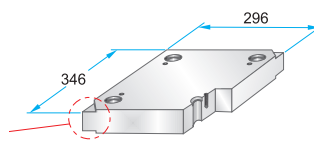
22	1730
27	2312
36	2085



**PK 03
PKA 03**

Podcięcia do demontażu
na życzenie – patrz str. 2.10

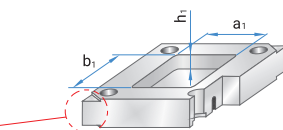
Corner undercuts upon request – see page 2.10



**PK 35
PKA 35**

Podcięcia do demontażu
na życzenie – patrz str. 2.10

Corner undercuts upon request – see page 2.10



PK 03 – 296 x 346 x h / material
PKA 03 – 296 x 346 x h / material

PK 35 – 296 x 346 x h / material
PKA 35 – 296 x 346 x h / ($a_1/b_1/h_1$)

17	1730
22	2083
27	2085
36	2162
46	2311
56	2312
66	2738
76	Toolox33
86	Toolox44
96	2738HH
116	2714HH
136	
156	

Materiały informacyjne

– patrz str. 1.3

Material information

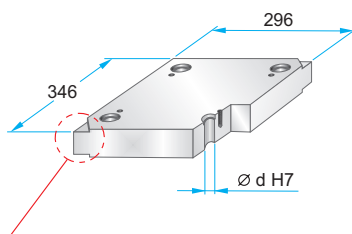
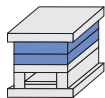
– see page 1.3

Korpus formy

Mold base

296x346

**PK 31
PKA 31**



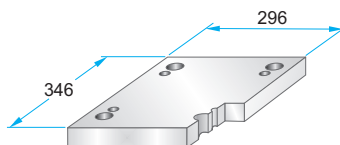
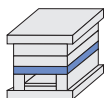
Podcięcia do demontażu na życzenie – patrz str. 2.10
Corner undercuts upon request – see page 2.10

	d
PK 31	29,4
PKA 31	29,5

Materiały informacyjne – patrz str. 1.3
Material information – see page 1.3

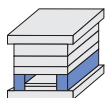
PK 31 – 296 x 346 x	h	/	material
PKA 31 – 296 x 346 x	h	/	
	22	/	1730
	27	/	2083
	36	/	2085
	46	/	2162
	56	/	2311
	66	/	2312
	76	/	2343
	86	/	2738
	96	/	2767
	116	/	Toolox33
	136	/	Toolox44 2738HH 2714HH

**PK 04
PKA 04**

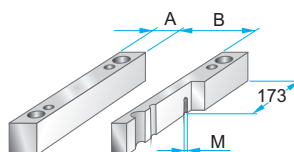


PK 04 – 296 x 346 x	h	/	material
PKA 04 – 296 x 346 x	h	/	
	27	/	1730
	36	/	2312
	46	/	2085
	56	/	
	66	/	
	76	/	
	86	/	

**PK 05
PKA 05**

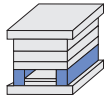


	A	B	M
PK 05	43	210	–
PKA 05	44	208	M10

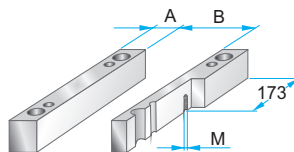


PK 05 – 296 x 346 x	h	/	material
PKA 05 – 296 x 346 x	h	/	
	56	/	1730
	66	/	2085
	76	/	
	86	/	
	96	/	
	116	/	

**PK 55
PKA 55**

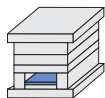


	A	B	M
PK 55	58	180	–
PKA 55	60	176	M10

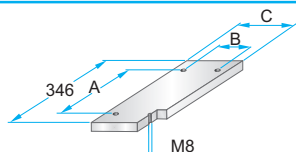


PK 55 – 296 x 346 x	h	/	material
PKA 55 – 296 x 346 x	h	/	
	56	/	1730
	66	/	2085
	76	/	
	86	/	
	96	/	
	116	/	

**PK 06
PKA 06**



	A	B	C
PK 06	286	186	208
PKA 06	250	180	206

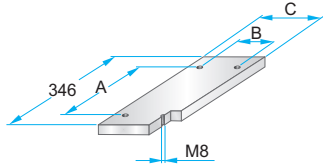


PK 06 – 296 x 346 x	h	/	material
PKA 06 – 296 x 346 x	h	/	
	17	/	1730 2085

**PK 65
PKA 65**

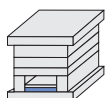


	A	B	C
PK 65	286	154	176
PKA 65	250	146	172

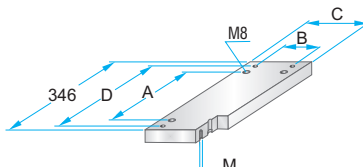


PK 65 – 296 x 346 x	h	/	material
PKA 65 – 296 x 346 x	h	/	
	17	/	1730 2085

**PK 07
PKA 07**

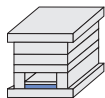


	A	B	C	D	M
PK 07	286	186	208	324	M4
PKA 07	250	180	206	320	M5

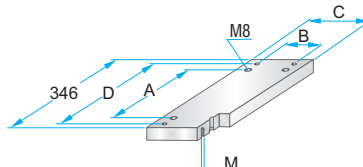


PK 07 – 296 x 346 x	h	/	material
PKA 07 – 296 x 346 x	h	/	
	22	/	1730 2312 2085

**PK 75
PKA 75**



	A	B	C	D	M
PK 75	286	154	176	324	M4
PKA 75	250	146	172	320	M5

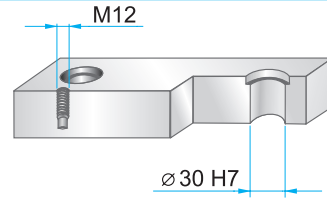
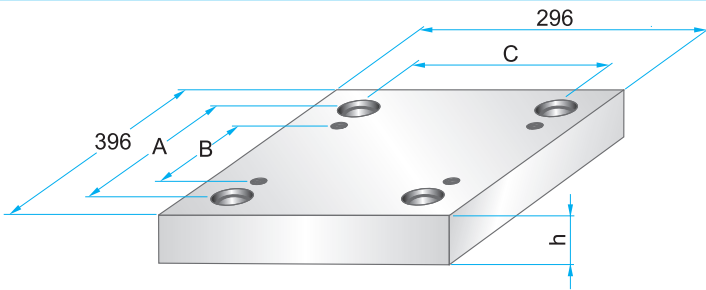


PK 75 – 296 x 346 x	h	/	material
PKA 75 – 296 x 346 x	h	/	
	22	/	1730 2312 2085

Korpus formy

Mold base

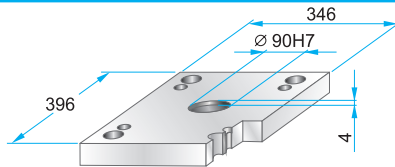
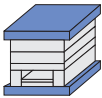
296x396



Wymiary i tolerancje – patrz str. 2.9
Dimensions and tolerances – see page 2.9

	A	B	C
PK	340	284	248
PKA	348	270	248

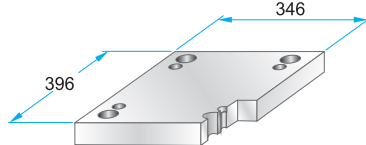
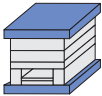
**PK 01
PKA 01**



PK 01 – 296 x 396 x h / material
PKA 01 – 296 x 396 x h / material

27	1730
36	2312
46	2085

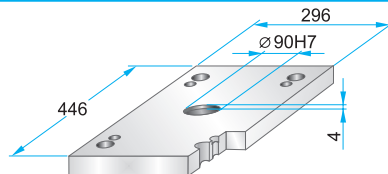
**PK 11
PKA 11**



PK 11 – 296 x 396 x h / material
PKA 11 – 296 x 396 x h / material

27	1730
36	2312
46	2085

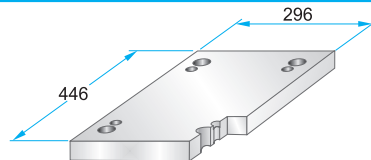
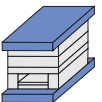
**PK 02
PKA 02**



PK 02 – 296 x 396 x h / material
PKA 02 – 296 x 396 x h / material

27	1730
36	2312
	2085

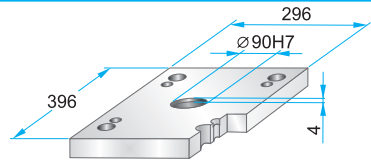
**PK 12
PKA 12**



PK 12 – 296 x 396 x h / material
PKA 12 – 296 x 396 x h / material

27	1730
36	2312
	2085

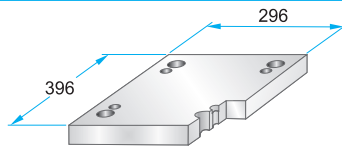
**PK 21
PKA 21**



PK 21 – 296 x 396 x h / material
PKA 21 – 296 x 396 x h / material

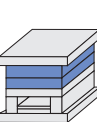
22	1730
27	2312
36	2085

**PK 22
PKA 22**



PK 22 – 296 x 396 x h / material
PKA 22 – 296 x 396 x h / material

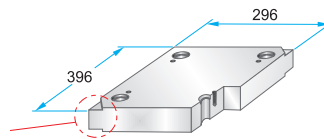
22	1730
27	2312
36	2085



**PK 03
PKA 03**

Podcięcia do demontażu
na życzenie – patrz str. 2.10

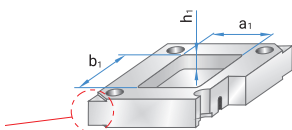
Corner undercuts upon request – see page 2.10



**PK 35
PKA 35**

Podcięcia do demontażu
na życzenie – patrz str. 2.10

Corner undercuts upon request – see page 2.10



PK 03 – 296 x 396 x h / material
PKA 03 – 296 x 396 x h / material

PK 35 – 296 x 396 x h / material
PKA 35 – 296 x 396 x h / (a1/b1/h1)

17	1730
22	2083
27	2085
36	2162
46	2311
56	2312
66	2738
76	Toolox33
86	Toolox44
96	2738HH
116	2714HH
136	
156	

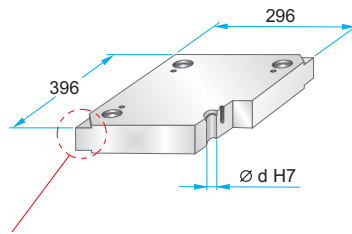
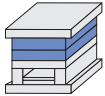
Materiały informacyjne
– patrz str. 1.3
Material information
– see page 1.3

Korpus formy

Mold base

296x396

**PK 31
PKA 31**



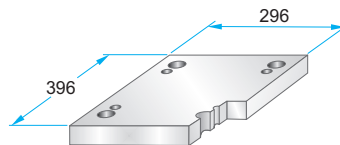
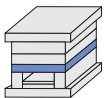
Podcięcia do demontażu na życzenie – patrz str. 2.10
Corner undercuts upon request – see page 2.10

	d
PK 31	29,4
PKA 31	29,5

Materiały informacyjne – patrz str. 1.3
Material information – see page 1.3

PK 31 – 296 x 396 x	h	/	material
PKA 31 – 296 x 396 x	h	/	
	22	/	1730
	27	/	2083
	36	/	2085
	46	/	2162
	56	/	2311
	66	/	2312
	76	/	2343
	86	/	2738
	96	/	2767
	116	/	Toolox33
	136	/	Toolox44 2738HH 2714HH

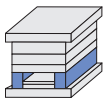
**PK 04
PKA 04**



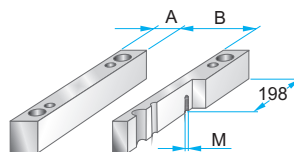
PK 04 – 296 x 396 x **h /** **material**
PKA 04 – 296 x 396 x **h /**

	27	/	1730
	36	/	2312
	46	/	2085
	56	/	
	66	/	
	76	/	
	86	/	

**PK 05
PKA 05**



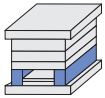
	A	B	M
PK 05	47	202	–
PKA 05	44	208	M10



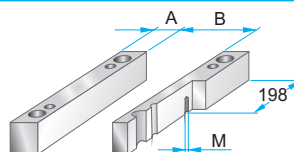
PK 05 – 296 x 396 x **h /** **material**
PKA 05 – 296 x 396 x **h /**

	56	/	1730
	66	/	2085
	76	/	
	86	/	
	96	/	
	116	/	

**PK 55
PKA 55**



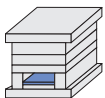
	A	B	M
PK 55	62	172	–
PKA 55	60	176	M10



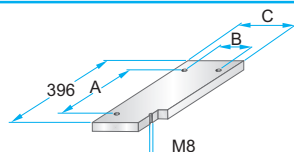
PK 55 – 296 x 396 x **h /** **material**
PKA 55 – 296 x 396 x **h /**

	56	/	1730
	66	/	2085
	76	/	
	86	/	
	96	/	
	116	/	

**PK 06
PKA 06**



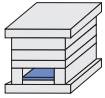
	A	B	C
PK 06	330	176	200
PKA 06	300	180	206



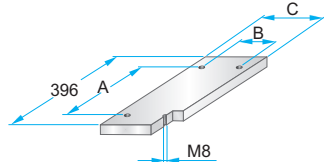
PK 06 – 296 x 396 x **h /** **material**
PKA 06 – 296 x 396 x **h /**

	17	/	1730
		/	2085

**PK 65
PKA 65**



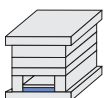
	A	B	C
PK 65	330	144	168
PKA 65	300	146	172



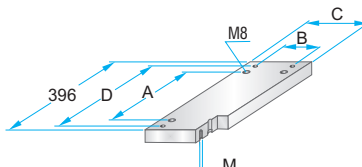
PK 65 – 296 x 396 x **h /** **material**
PKA 65 – 296 x 396 x **h /**

	17	/	1730
		/	2085

**PK 07
PKA 07**



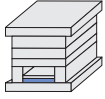
	A	B	C	D	M
PK 07	330	176	200	364	M4
PKA 07	300	180	206	370	M5



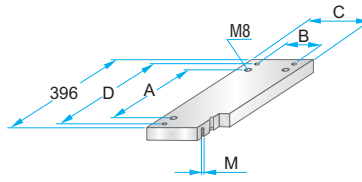
PK 07 – 296 x 396 x **h /** **material**
PKA 07 – 296 x 396 x **h /**

	22	/	1730
		/	2312
		/	2085

**PK 75
PKA 75**



	A	B	C	D	M
PK 75	330	144	168	364	M4
PKA 75	300	146	172	370	M5



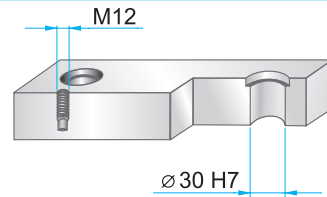
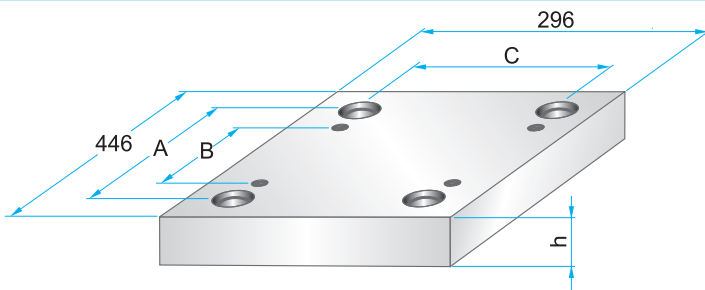
PK 75 – 296 x 396 x **h /** **material**
PKA 75 – 296 x 396 x **h /**

	22	/	1730
		/	2312
		/	2085

Korpus formy

Mold base

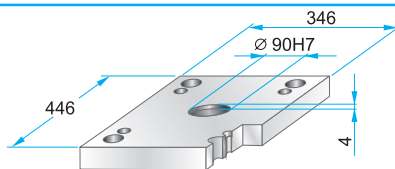
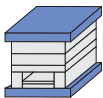
296x446



Wymiary i tolerancje – patrz str. 2.9
Dimensions and tolerances – see page 2.9

	A	B	C
PK	394	324	244
PKA	398	320	248

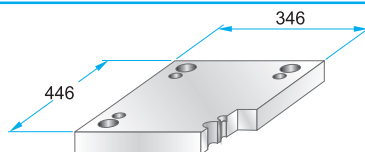
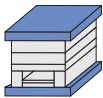
**PK 01
PKA 01**



PK 01 – 296 x 446 x h / material
PKA 01 – 296 x 446 x h / material

27	1730
36	2312
46	2085

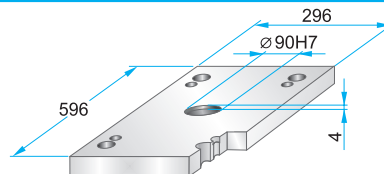
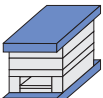
**PK 11
PKA 11**



PK 11 – 296 x 446 x h / material
PKA 11 – 296 x 446 x h / material

27	1730
36	2312
46	2085

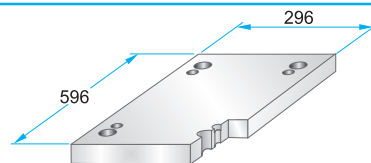
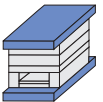
PKA 02



PKA 02 – 296 x 446 x h / material

27	1730
36	2312
	2085

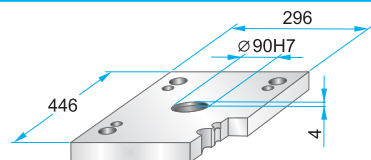
PKA 12



PKA 12 – 296 x 446 x h / material

27	1730
36	2312
	2085

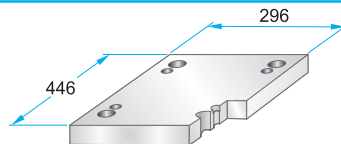
**PK 21
PKA 21**



PK 21 – 296 x 446 x h / material
PKA 21 – 296 x 446 x h / material

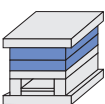
27	1730
36	2312
	2085

**PK 22
PKA 22**



PK 22 – 296 x 446 x h / material
PKA 22 – 296 x 446 x h / material

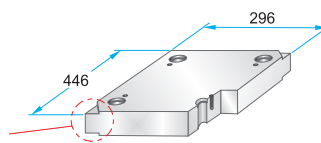
27	1730
36	2312
	2085



**PK 03
PKA 03**

Podcięcia do demontażu
na życzenie – patrz str. 2.10

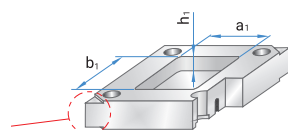
Corner undercuts upon request – see page 2.10



**PK 35
PKA 35**

Podcięcia do demontażu
na życzenie – patrz str. 2.10

Corner undercuts upon request – see page 2.10



PK 03 – 296 x 446 x h / material
PKA 03 – 296 x 446 x h / material

PK 35 – 296 x 446 x h / material
PKA 35 – 296 x 446 x h / (a1/b1/h1)

17	1730
22	2083
27	2085
36	2162
46	2311
56	2312
66	2738
76	Toolox33
86	Toolox44
96	2738HH
116	2714HH
136	
156	

Materiały informacyjne

– patrz str. 1.3

Material information

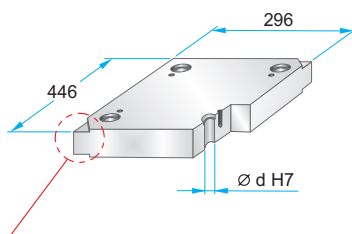
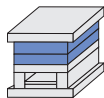
– see page 1.3

Korpus formy

Mold base

296x446

**PK 31
PKA 31**



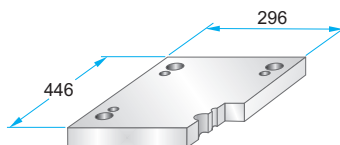
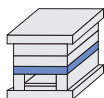
Podcięcia do demontażu na życzenie – patrz str. 2.10
Corner undercuts upon request – see page 2.10

	d
PK 31	29,4
PKA 31	29,5

Materiały informacyjne – patrz str. 1.3
Material information – see page 1.3

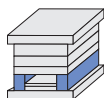
PK 31 – 296 x 446 x	h	/	material
PKA 31 – 296 x 446 x	h	/	
	27	/	1730
	36	/	2083
	46	/	2085
	56	/	2162
	66	/	2311
	76	/	2312
	86	/	2343
	96	/	2738
	116	/	2767
	136	/	Toolox33
		/	Toolox44
		/	2738HH
		/	2714HH

**PK 04
PKA 04**

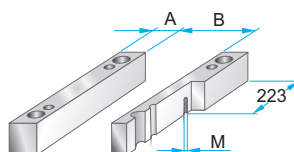


PK 04 – 296 x 446 x	h	/	material
PKA 04 – 296 x 446 x	h	/	
	36	/	1730
	46	/	2312
	56	/	2085
	66	/	
	76	/	
	86	/	

**PK 05
PKA 05**

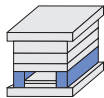


	A	B	M
PK 05	43	210	-
PKA 05	44	208	M10

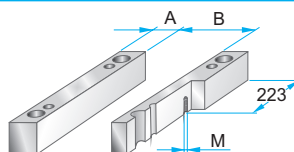


PK 05 – 296 x 446 x	h	/	material
PKA 05 – 296 x 446 x	h	/	
	56	/	1730
	66	/	2085
	76	/	
	86	/	
	96	/	
	116	/	

**PK 55
PKA 55**

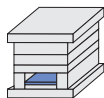


	A	B	M
PK 55	58	180	-
PKA 55	60	176	M10

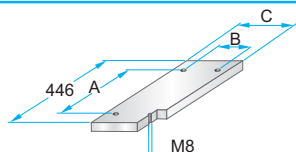


PK 55 – 296 x 446 x	h	/	material
PKA 55 – 296 x 446 x	h	/	
	56	/	1730
	66	/	2085
	76	/	
	86	/	
	96	/	
	116	/	

**PK 06
PKA 06**

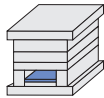


	A	B	C
PK 06	380	184	208
PKA 06	350	180	206

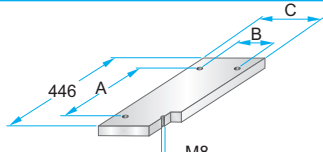


PK 06 – 296 x 446 x	h	/	material
PKA 06 – 296 x 446 x	h	/	
	17	/	1730
		/	2085

**PK 65
PKA 65**

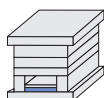


	A	B	C
PK 65	380	152	176
PKA 65	350	146	172

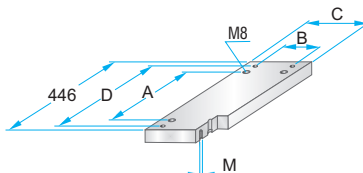


PK 65 – 296 x 446 x	h	/	material
PKA 65 – 296 x 446 x	h	/	
	17	/	1730
		/	2085

**PK 07
PKA 07**

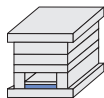


	A	B	C	D	M
PK 07	380	184	208	414	M4
PKA 07	350	180	206	420	M5

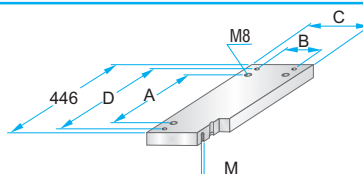


PK 07 – 296 x 446 x	h	/	material
PKA 07 – 296 x 446 x	h	/	
	22	/	1730
		/	2312
		/	2085

**PK 75
PKA 75**



	A	B	C	D	M
PK 75	380	152	176	414	M4
PKA 75	350	146	172	420	M5

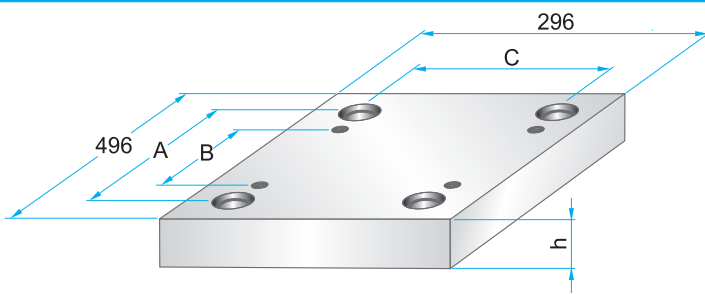


PK 75 – 296 x 446 x	h	/	material
PKA 75 – 296 x 446 x	h	/	
	22	/	1730
		/	2312
		/	2085

Korpus formy

Mold base

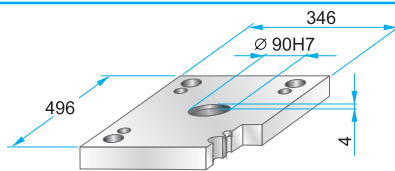
296x496



Wymiary i tolerancje – patrz str. 2.9
Dimensions and tolerances – see page 2.9

	A	B	C
PK	444	374	244
PKA	448	370	248

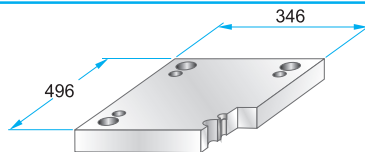
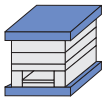
**PK 01
PKA 01**



PK 01 – 296 x 496 x h / material
PKA 01 – 296 x 496 x h / material

27	1730
36	2312
	2085

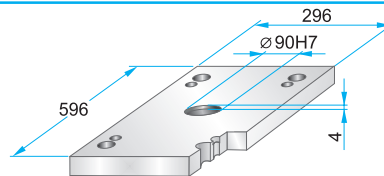
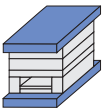
**PK 11
PKA 11**



PK 11 – 296 x 496 x h / material
PKA 11 – 296 x 496 x h / material

27	1730
36	2312
	2085

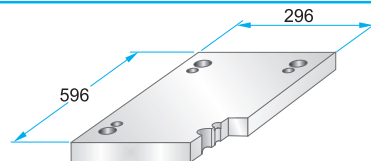
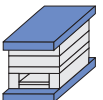
PKA 02



PKA 02 – 296 x 496 x h / material

27	1730
	2312
	2085

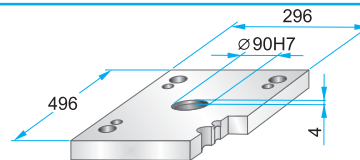
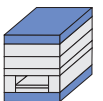
PKA 12



PKA 12 – 296 x 496 x h / material

27	1730
	2312
	2085

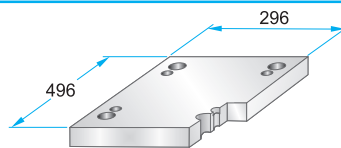
**PK 21
PKA 21**



PK 21 – 296 x 496 x h / material
PKA 21 – 296 x 496 x h / material

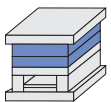
27	1730
36	2312
	2085

**PK 22
PKA 22**



PK 22 – 296 x 496 x h / material
PKA 22 – 296 x 496 x h / material

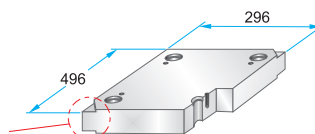
27	1730
36	2312
	2085



**PK 03
PKA 03**

Podcięcia do demontażu
na życzenie – patrz str. 2.10

Corner undercuts upon request – see page 2.10



PK 03 – 296 x 496 x h / material
PKA 03 – 296 x 496 x h / material

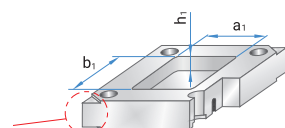
PK 35 – 296 x 496 x h / material
PKA 35 – 296 x 496 x h / (a1/b1/h1)

22	1730
27	2083
36	2085
46	2162
56	2311
66	2312
76	2738
86	Toolox33
96	Toolox44
116	2738HH
136	2714HH
156	

**PK 35
PKA 35**

Podcięcia do demontażu
na życzenie – patrz str. 2.10

Corner undercuts upon request – see page 2.10



Materiały informacyjne

– patrz str. 1.3

Material information

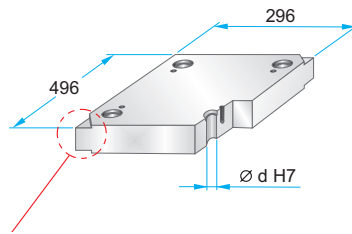
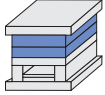
– see page 1.3

Korpus formy

Mold base

296x496

**PK 31
PKA 31**



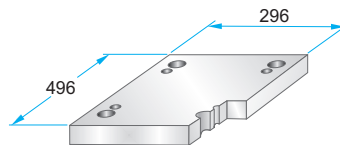
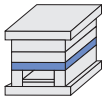
Podcięcia do demontażu na życzenie – patrz str. 2.10
Corner undercuts upon request – see page 2.10

	d
PK 31	29,4
PKA 31	29,5

Materiały informacyjne – patrz str. 1.3
Material information – see page 1.3

PK 31 – 296 x 496 x	h	/	material
PKA 31 – 296 x 496 x	h	/	
	27	/	1730
	36	/	2083
	46	/	2085
	56	/	2162
	66	/	2311
	76	/	2312
	86	/	2343
	96	/	2738
	116	/	2767
	136	/	Toolox33 Toolox44 2738HH 2714HH

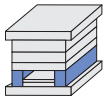
**PK 04
PKA 04**



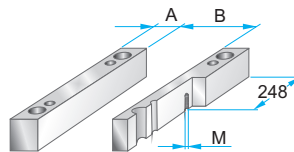
PK 04 – 296 x 496 x h / material
PKA 04 – 296 x 496 x h /

	36	/	1730
	46	/	2312
	56	/	2085
	66	/	
	76	/	

**PK 05
PKA 05**



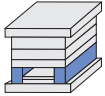
	A	B	M
PK 05	43	210	–
PKA 05	44	208	M10



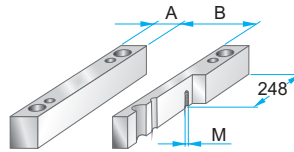
PK 05 – 296 x 496 x h / material
PKA 05 – 296 x 496 x h /

	56	/	1730
	66	/	2085
	76	/	
	86	/	
	96	/	
	116	/	

**PK 55
PKA 55**



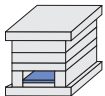
	A	B	M
PK 55	58	180	–
PKA 55	60	176	M10



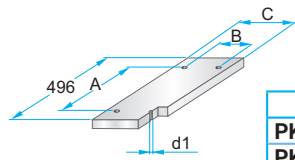
PK 55 – 296 x 496 x h / material
PKA 55 – 296 x 496 x h /

	56	/	1730
	66	/	2085
	76	/	
	86	/	
	96	/	
	116	/	

**PK 06
PKA 06**



	A	B	C
PK 06	418	180	208
PKA 06	400	180	206

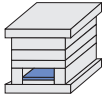


PK 06 – 296 x 496 x h / material
PKA 06 – 296 x 496 x h /

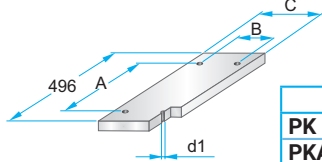
	d1
PK 06	M10
PKA 06	M8

	17	/	1730
		/	2085

**PK 65
PKA 65**



	A	B	C
PK 65	418	148	176
PKA 65	400	146	172

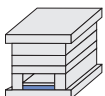


PK 65 – 296 x 496 x h / material
PKA 65 – 296 x 496 x h /

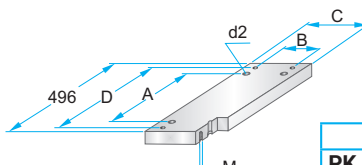
	d1
PK 65	M10
PKA 65	M8

	17	/	1730
		/	2085

**PK 07
PKA 07**



	A	B	C	D	M
PK 07	418	180	208	464	M4
PKA 07	400	180	206	470	M5

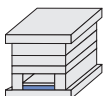


PK 07 – 296 x 496 x h / material
PKA 07 – 296 x 496 x h /

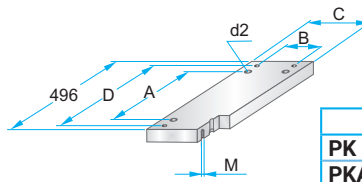
	d2
PK 07	M10
PKA 07	M8

	22	/	1730
		/	2312
		/	2085

**PK 75
PKA 75**



	A	B	C	D	M
PK 75	418	148	176	464	M4
PKA 75	400	146	172	470	M5



PK 75 – 296 x 496 x h / material
PKA 75 – 296 x 496 x h /

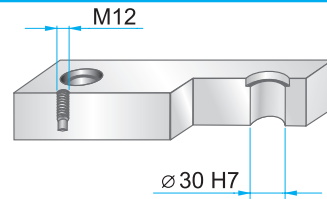
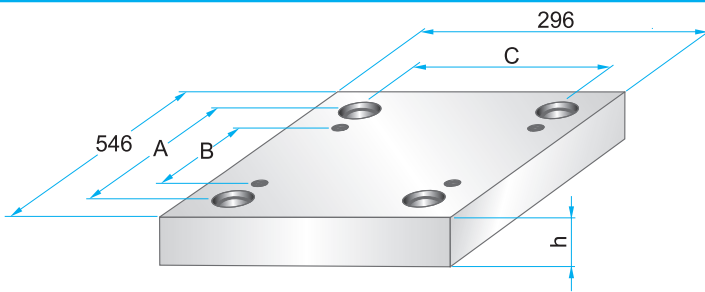
	d2
PK 75	M10
PKA 75	M8

	22	/	1730
		/	2312
		/	2085

Korpus formy

Mold base

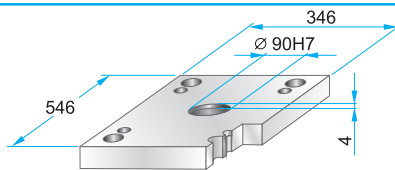
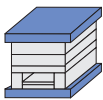
296x546



Wymiary i tolerancje – patrz str. 2.9
Dimensions and tolerances – see page 2.9

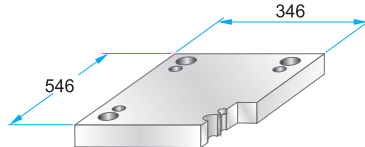
	A	B	C
PK	494	424	244
PKA	498	420	248

**PK 01
PKA 01**



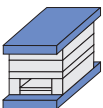
PK 01	– 296 x 546 x	h /	material
PKA 01	– 296 x 546 x	h /	material
		36	1730
		46	2312
			2085

**PK 11
PKA 11**

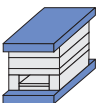


PK 11	– 296 x 546 x	h /	material
PKA 11	– 296 x 546 x	h /	material
		36	1730
		46	2312
			2085

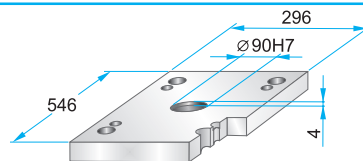
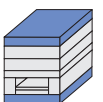
**PK 02
PKA 02**



**PK 12
PKA 12**

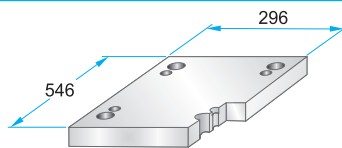
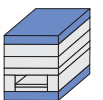


**PK 21
PKA 21**

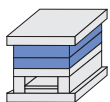


PK 21	– 296 x 546 x	h /	material
PKA 21	– 296 x 546 x	h /	material
		27	1730
		36	2312
			2085

**PK 22
PKA 22**



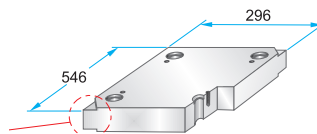
PK 22	– 296 x 546 x	h /	material
PKA 22	– 296 x 546 x	h /	material
		27	1730
		36	2312
			2085



**PK 03
PKA 03**

Podcięcia do demontażu
na życzenie – patrz str. 2.10

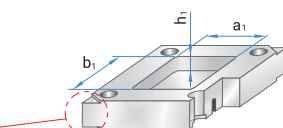
Corner undercuts upon request – see page 2.10



**PK 35
PKA 35**

Podcięcia do demontażu
na życzenie – patrz str. 2.10

Corner undercuts upon request – see page 2.10



PK 03	– 296 x 546 x	h /	material
PKA 03	– 296 x 546 x	h /	material
		22	1730
		27	2083
		36	2085
		46	2162
		56	2311
		66	2312
		76	2738
		86	Toolox33
		96	Toolox44
		116	2738HH
		136	2714HH
		156	

Materiały informacyjne

– patrz str. 1.3

Material information

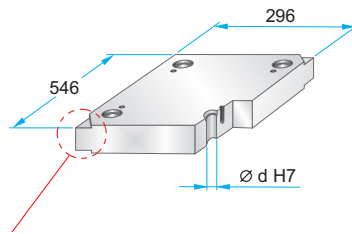
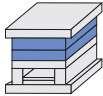
– see page 1.3

Korpus formy

Mold base

296x546

**PK 31
PKA 31**



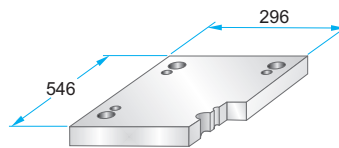
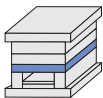
Podcięcia do demontażu na życzenie – patrz str. 2.10
Corner undercuts upon request – see page 2.10

	d
PK 31	29,4
PKA 31	29,5

Materiały informacyjne – patrz str. 1.3
Material information – see page 1.3

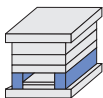
PK 31 – 296 x 546 x	h	/	material
PKA 31 – 296 x 546 x	h	/	
	27	/	1730
	36	/	2083
	46	/	2085
	56	/	2162
	66	/	2311
	76	/	2312
	86	/	2343
	96	/	2738
	116	/	2767
	136	/	Toolox33
			Toolox44
			2738HH
			2714HH

**PK 04
PKA 04**

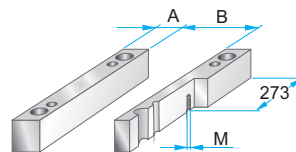


PK 04 – 296 x 546 x	h	/	material
PKA 04 – 296 x 546 x	h	/	
	27	/	1730
	36	/	2312
	46	/	2085
	56	/	
	66	/	

**PK 05
PKA 05**

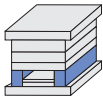


	A	B	M
PK 05	43	210	–
PKA 05	44	208	M10

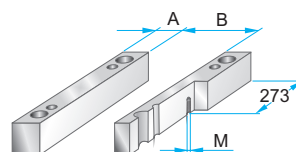


PK 05 – 296 x 546 x	h	/	material
PKA 05 – 296 x 546 x	h	/	
	56	/	1730
	66	/	2085
	76	/	
	86	/	
	96	/	
	116	/	
	136	/	

**PK 55
PKA 55**

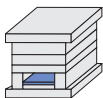


	A	B	M
PK 55	58	180	–
PKA 55	60	176	M10

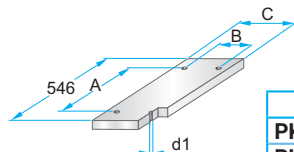


PK 55 – 296 x 546 x	h	/	material
PKA 55 – 296 x 546 x	h	/	
	56	/	1730
	66	/	2085
	76	/	
	86	/	
	96	/	
	116	/	
	136	/	

**PK 06
PKA 06**



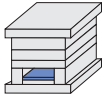
	A	B	C
PK 06	468	180	208
PKA 06	450	180	206



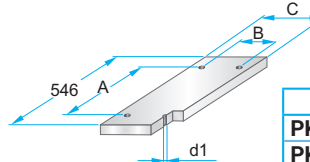
	d1
PK 06	M10
PKA 06	M8

PK 06 – 296 x 546 x	h	/	material
PKA 06 – 296 x 546 x	h	/	
	17	/	1730
	22	/	2085

**PK 65
PKA 65**



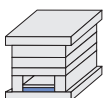
	A	B	C
PK 65	468	148	176
PKA 65	450	146	172



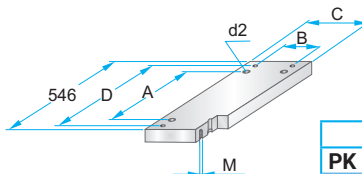
	d1
PK 65	M10
PKA 65	M8

PK 65 – 296 x 546 x	h	/	material
PKA 65 – 296 x 546 x	h	/	
	17	/	1730
	22	/	2085

**PK 07
PKA 07**



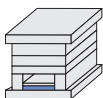
	A	B	C	D	M
PK 07	468	180	208	514	M4
PKA 07	450	180	206	520	M5



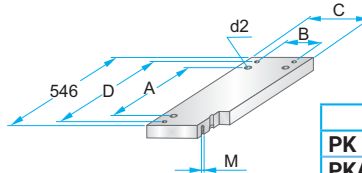
	d2
PK 07	M10
PKA 07	M8

PK 07 – 296 x 546 x	h	/	material
PKA 07 – 296 x 546 x	h	/	
	22	/	1730
	27	/	2312
			2085

**PK 75
PKA 75**



	A	B	C	D	M
PK 75	468	148	176	514	M4
PKA 75	450	146	172	520	M5



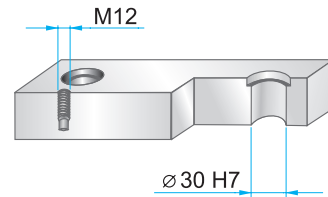
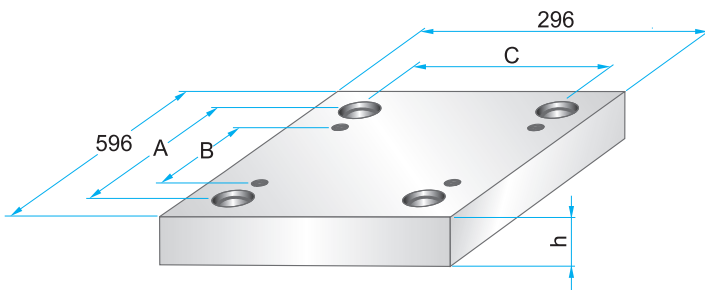
	d2
PK 75	M10
PKA 75	M8

PK 75 – 296 x 546 x	h	/	material
PKA 75 – 296 x 546 x	h	/	
	22	/	1730
	27	/	2312
			2085

Korpus formy

Mold base

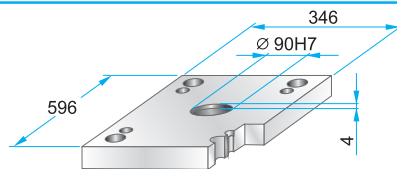
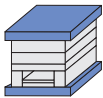
296x596



Wymiary i tolerancje – patrz str. 2.9
Dimensions and tolerances – see page 2.9

	A	B	C
PK	544	474	244
PKA	548	470	248

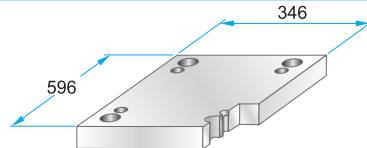
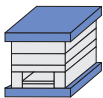
**PK 01
PKA 01**



PK 01 – 296 x 596 x h / material
PKA 01 – 296 x 596 x h / material

36	1730
46	2312
	2085

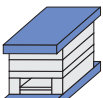
**PK 11
PKA 11**



PK 11 – 296 x 596 x h / material
PKA 11 – 296 x 596 x h / material

36	1730
46	2312
	2085

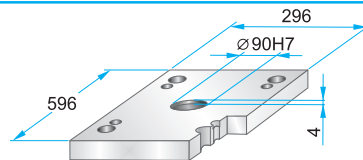
**PK 02
PKA 02**



**PK 12
PKA 12**



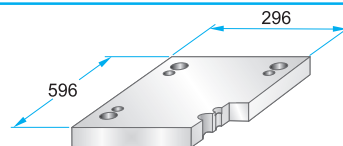
**PK 21
PKA 21**



PK 21 – 296 x 596 x h / material
PKA 21 – 296 x 596 x h / material

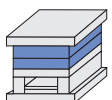
27	1730
36	2312
	2085

**PK 22
PKA 22**



PK 22 – 296 x 596 x h / material
PKA 22 – 296 x 596 x h / material

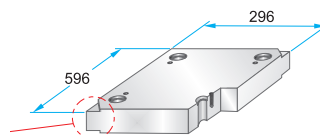
27	1730
36	2312
	2085



**PK 03
PKA 03**

**Podcięcia do demontażu
na życzenie – patrz str. 2.10**

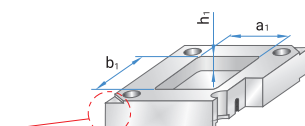
Corner undercuts upon request – see page 2.10



**PK 35
PKA 35**

**Podcięcia do demontażu
na życzenie – patrz str. 2.10**

Corner undercuts upon request – see page 2.10



PK 03 – 296 x 596 x h / material
PKA 03 – 296 x 596 x h / material

PK 35 – 296 x 596 x h / material
PKA 35 – 296 x 596 x h / (a1/b1/h1)

22	1730
27	2083
36	2085
46	2162
56	2311
66	2312
76	2738
86	Toolox33
96	Toolox44
116	2738HH
136	2714HH
156	

Materiały informacyjne

– patrz str. 1.3

Material information

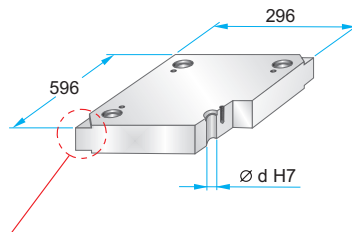
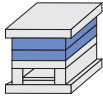
– see page 1.3

Korpus formy

Mold base

296x596

**PK 31
PKA 31**



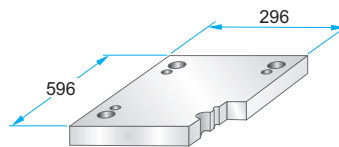
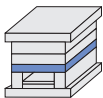
Podcięcia do demontażu na życzenie – patrz str. 2.10
Corner undercuts upon request – see page 2.10

	d
PK 31	29,4
PKA 31	29,5

Materiały informacyjne – patrz str. 1.3
Material information – see page 1.3

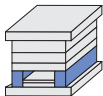
PK 31 – 296 x 596 x	h	/	material
PKA 31 – 296 x 596 x	h	/	
	27		1730
	36		2083
	46		2085
	56		2162
	66		2311
	76		2312
	86		2343
	96		2738
	116		2767
	136		Toolox33 Toolox44 2738HH 2714HH

**PK 04
PKA 04**

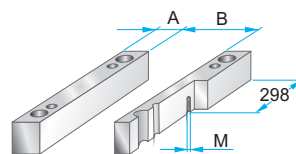


PK 04 – 296 x 596 x	h	/	material
PKA 04 – 296 x 596 x	h	/	
	36		1730
	46		2312
	56		2085

**PK 05
PKA 05**

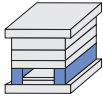


	A	B	M
PK 05	43	210	–
PKA 05	44	208	M10

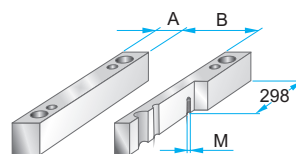


PK 05 – 296 x 596 x	h	/	material
PKA 05 – 296 x 596 x	h	/	
	56		1730
	66		2085
	76		
	86		
	96		
	116		
	136		

**PK 55
PKA 55**

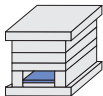


	A	B	M
PK 55	58	180	–
PKA 55	60	176	M10

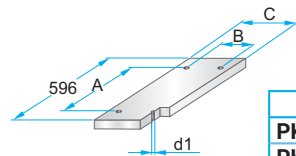


PK 55 – 296 x 596 x	h	/	material
PKA 55 – 296 x 596 x	h	/	
	56		1730
	66		2085
	76		
	86		
	96		
	116		
	136		

**PK 06
PKA 06**



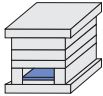
	A	B	C
PK 06	518	180	208
PKA 06	500	180	206



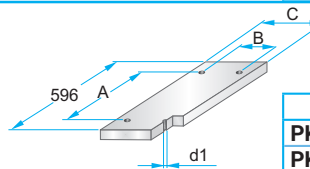
PK 06 – 296 x 596 x	h	/	material
PKA 06 – 296 x 596 x	h	/	
	22		1730
			2085

	d1
PK 06	M10
PKA 06	M8

**PK 65
PKA 65**



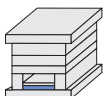
	A	B	C
PK 65	518	148	176
PKA 65	500	146	172



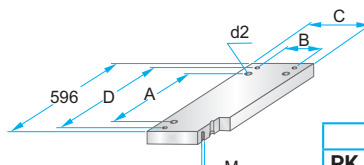
PK 65 – 296 x 596 x	h	/	material
PKA 65 – 296 x 596 x	h	/	
	22		1730
			2085

	d1
PK 65	M10
PKA 65	M8

**PK 07
PKA 07**



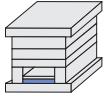
	A	B	C	D	M
PK 07	518	180	208	564	M4
PKA 07	500	180	206	570	M5



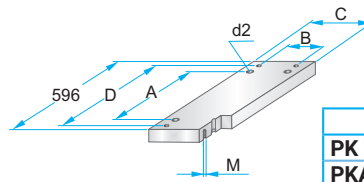
PK 07 – 296 x 596 x	h	/	material
PKA 07 – 296 x 596 x	h	/	
	27		1730
			2312
			2085

	d2
PK 07	M10
PKA 07	M8

**PK 75
PKA 75**



	A	B	C	D	M
PK 75	518	148	176	564	M4
PKA 75	500	146	172	570	M5



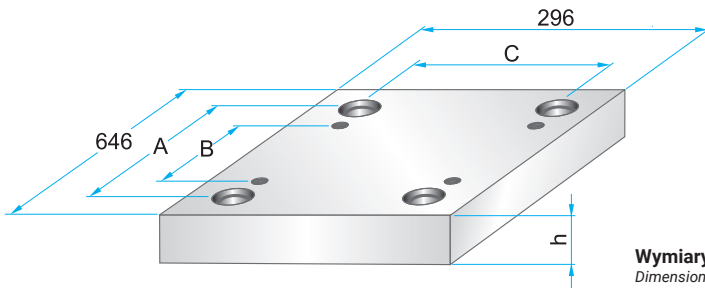
PK 75 – 296 x 596 x	h	/	material
PKA 75 – 296 x 596 x	h	/	
	27		1730
			2312
			2085

	d2
PK 75	M10
PKA 75	M8

Korpus formy

Mold base

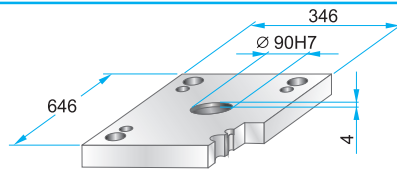
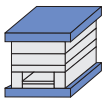
296x646



Wymiary i tolerancje – patrz str. 2.9
Dimensions and tolerances – see page 2.9

	A	B	C	d	d ₂
PK	574	480	224	42	M16
PKA	598	520	248	30	M12

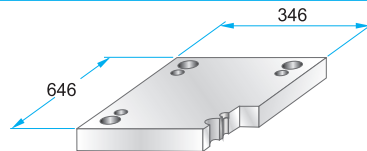
**PK 01
PKA 01**



PK 01 – 296 x 646 x h / material
PKA 01 – 296 x 646 x h / material

36	1730
	2312
	2085

**PK 11
PKA 11**



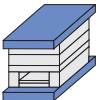
PK 11 – 296 x 646 x h / material
PKA 11 – 296 x 646 x h / material

36	1730
	2312
	2085

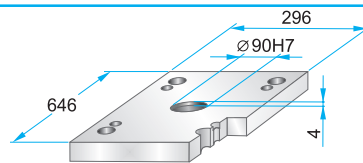
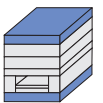
**PK 02
PKA 02**



**PK 12
PKA 12**



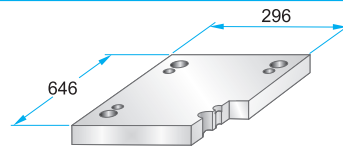
**PK 21
PKA 21**



PK 21 – 296 x 646 x h / material
PKA 21 – 296 x 646 x h / material

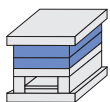
27	1730
36	2312
	2085

**PK 22
PKA 22**



PK 22 – 296 x 646 x h / material
PKA 22 – 296 x 646 x h / material

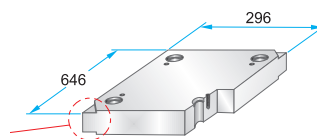
27	1730
36	2312
	2085



**PK 03
PKA 03**

**Podcięcia do demontażu
na życzenie – patrz str. 2.10**

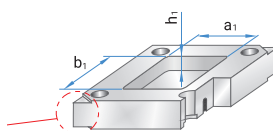
Corner undercuts upon request – see page 2.10



**PK 35
PKA 35**

**Podcięcia do demontażu
na życzenie – patrz str. 2.10**

Corner undercuts upon request – see page 2.10



PK 03 – 296 x 646 x h / material
PKA 03 – 296 x 646 x h / material

PK 35 – 296 x 646 x h / material
PKA 35 – 296 x 646 x h / (a₁/b₁/h₁)

22	1730
27	2083
36	2085
46	2162
56	2311
66	2312
76	2738
86	Toolox33
96	Toolox44
116	2738HH
136	2714HH
156	

Materiały informacyjne

– patrz str. 1.3

Material information

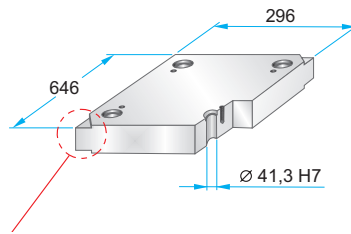
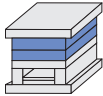
– see page 1.3

Korpus formy

Mold base

296x646

PK 31



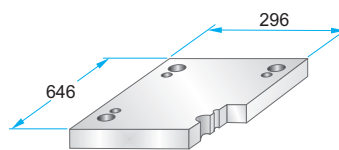
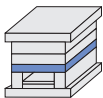
PK 31 – 296 x 646 x h / material

h	material
27	1730
36	2083
46	2085
56	2162
66	2311
76	2312
86	2343
96	2738
116	2767
136	Toolox33
	Toolox44
	2738HH
	2714HH

Podcięcia do demontażu na życzenie – patrz str. 2.10
Corner undercuts upon request – see page 2.10

Materiały informacyjne – patrz str. 1.3
Material information – see page 1.3

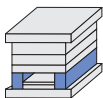
**PK 04
PKA 04**



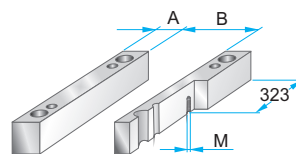
PK 04 – 296 x 646 x h / material
PKA 04 – 296 x 646 x h / material

h	material
36	1730
46	2312
56	2085

**PK 05
PKA 05**



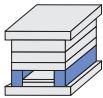
	A	B	M
PK 05	62	172	-
PKA 05	44	208	M10



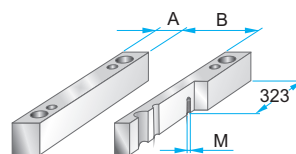
PK 05 – 296 x 646 x h / material
PKA 05 – 296 x 646 x h / material

h	material
66	1730
76	2085
86	
96	
116	
136	

**PK 55
PKA 55**



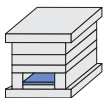
	A	B	M
PK 55	86	124	-
PKA 55	60	176	M10



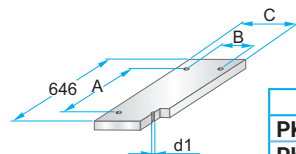
PK 55 – 296 x 646 x h / material
PKA 55 – 296 x 646 x h / material

h	material
66	1730
76	2085
86	
96	
116	
136	

**PK 06
PKA 06**



	A	B	C
PK 06	570	140	168
PKA 06	550	180	206

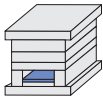


PK 06 – 296 x 646 x h / material
PKA 06 – 296 x 646 x h / material

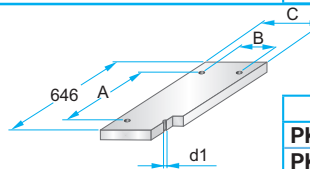
	d1
PK 06	M10
PKA 06	M8

h	material
22	1730
	2085

**PK 65
PKA 65**



	A	B	C
PK 65	570	92	120
PKA 65	550	146	172

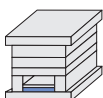


PK 65 – 296 x 646 x h / material
PKA 65 – 296 x 646 x h / material

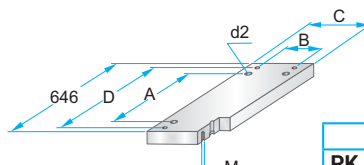
	d1
PK 65	M10
PKA 65	M8

h	material
22	1730
	2085

**PK 07
PKA 07**



	A	B	C	D	M
PK 07	570	140	168	616	M4
PKA 07	550	180	206	620	M5

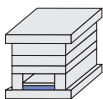


PK 07 – 296 x 646 x h / material
PKA 07 – 296 x 646 x h / material

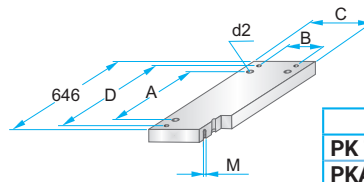
	d2
PK 07	M10
PKA 07	M8

h	material
27	1730
	2312
	2085

**PK 75
PKA 75**



	A	B	C	D	M
PK 75	570	92	120	616	M4
PKA 75	550	146	172	620	M5



PK 75 – 296 x 646 x h / material
PKA 75 – 296 x 646 x h / material

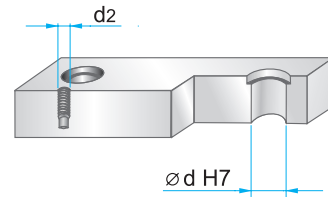
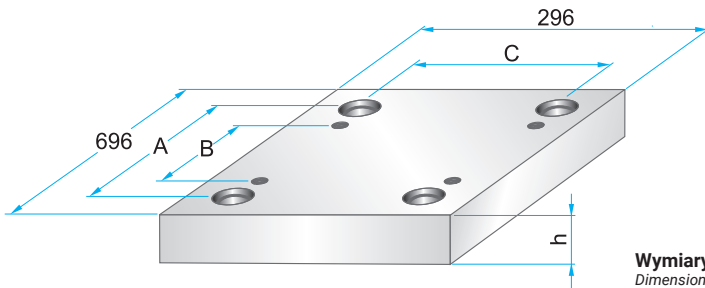
	d2
PK 75	M10
PKA 75	M8

h	material
27	1730
	2312
	2085

Korpus formy

Mold base

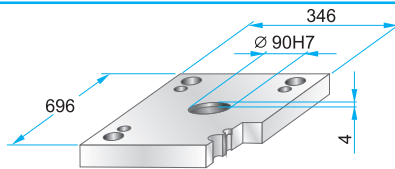
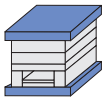
296x696



Wymiary i tolerancje – patrz str. 2.9
Dimensions and tolerances – see page 2.9

	A	B	C	d	d2
PK	624	530	224	42	M16
PKA	648	570	248	30	M12

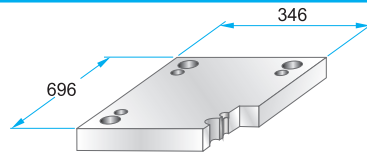
**PK 01
PKA 01**



PK 01 – 296 x 696 x h / material
PKA 01 – 296 x 696 x h / material

36	1730
46	2312
	2085

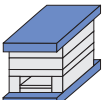
**PK 11
PKA 11**



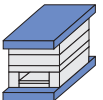
PK 11 – 296 x 696 x h / material
PKA 11 – 296 x 696 x h / material

36	1730
46	2312
	2085

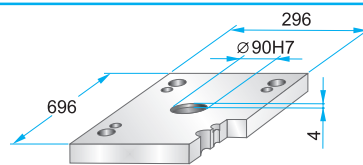
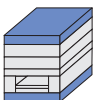
**PK 02
PKA 02**



**PK 12
PKA 12**



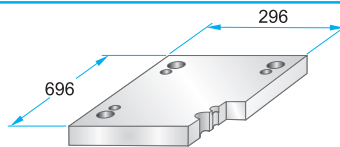
**PK 21
PKA 21**



PK 21 – 296 x 696 x h / material
PKA 21 – 296 x 696 x h / material

27	1730
36	2312
	2085

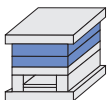
**PK 22
PKA 22**



PK 22 – 296 x 696 x h / material
PKA 22 – 296 x 696 x h / material

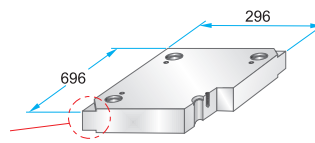
27	1730
36	2312
	2085

**PK 03
PKA 03**



**Podcięcia do demontażu
na życzenie – patrz str. 2.10**

Corner undercuts upon request – see page 2.10



PK 03 – 296 x 696 x h / material
PKA 03 – 296 x 696 x h / material

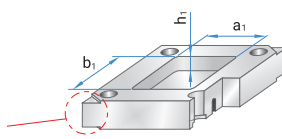
PK 35 – 296 x 696 x h / material
PKA 35 – 296 x 696 x h / (a1/b1/h1)

22	1730
27	2083
36	2085
46	2162
56	2311
66	2312
76	2738
86	Toolox33
96	Toolox44
116	2738HH
136	2714HH
156	

**PK 35
PKA 35**

**Podcięcia do demontażu
na życzenie – patrz str. 2.10**

Corner undercuts upon request – see page 2.10



Materiały informacyjne

– patrz str. 1.3

Material information

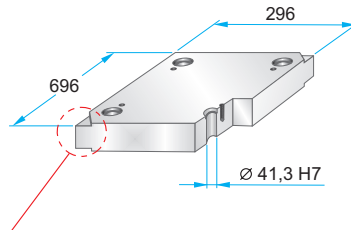
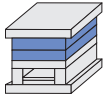
– see page 1.3

Korpus formy

Mold base

296x696

PK 31



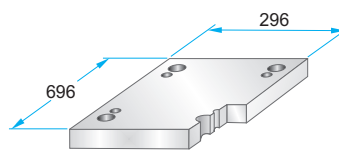
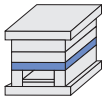
PK 31 – 296 x 696 x h / material

h	material
27	1730
36	2083
46	2085
56	2162
66	2311
76	2312
86	2343
96	2738
116	2767
136	Toolox33
	Toolox44
	2738HH
	2714HH

Podcięcia do demontażu na życzenie – patrz str. 2.10
Corner undercuts upon request – see page 2.10

Materiały informacyjne – patrz str. 1.3
Material information – see page 1.3

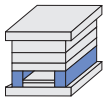
**PK 04
PKA 04**



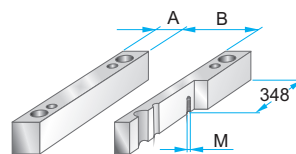
PK 04 – 296 x 696 x h / material
PKA 04 – 296 x 696 x h / material

h	material
36	1730
46	2312
56	2085

**PK 05
PKA 05**



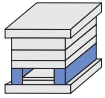
	A	B	M
PK 05	62	172	-
PKA 05	44	208	M10



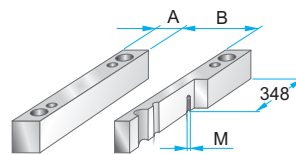
PK 05 – 296 x 696 x h / material
PKA 05 – 296 x 696 x h / material

h	material
66	1730
76	2085
86	
96	
116	
136	

**PK 55
PKA 55**



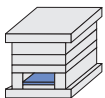
	A	B	M
PK 55	86	124	-
PKA 55	60	176	M10



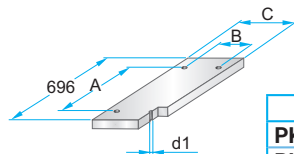
PK 55 – 296 x 696 x h / material
PKA 55 – 296 x 696 x h / material

h	material
66	1730
76	2085
86	
96	
116	
136	

**PK 06
PKA 06**



	A	B	C
PK 06	620	140	168
PKA 06	600	180	206



PK 06 – 296 x 696 x h / material
PKA 06 – 296 x 696 x h / material

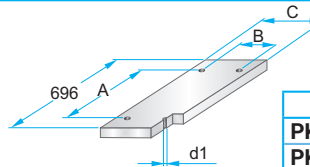
	d1
PK 06	M10
PKA 06	M8

h	material
22	1730
	2085

**PK 65
PKA 65**



	A	B	C
PK 65	620	92	120
PKA 65	600	146	172

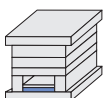


PK 65 – 296 x 696 x h / material
PKA 65 – 296 x 696 x h / material

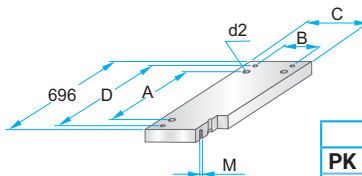
	d1
PK 65	M10
PKA 65	M8

h	material
22	1730
	2085

**PK 07
PKA 07**



	A	B	C	D	M
PK 07	620	140	168	666	M4
PKA 07	600	180	206	670	M5

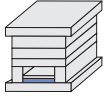


PK 07 – 296 x 696 x h / material
PKA 07 – 296 x 696 x h / material

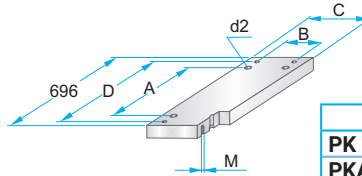
	d2
PK 07	M10
PKA 07	M8

h	material
27	1730
	2312
	2085

**PK 75
PKA 75**



	A	B	C	D	M
PK 75	620	92	120	666	M4
PKA 75	600	146	172	670	M5



PK 75 – 296 x 696 x h / material
PKA 75 – 296 x 696 x h / material

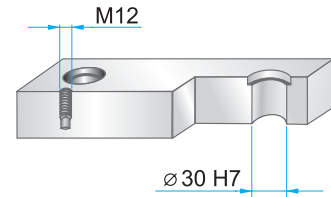
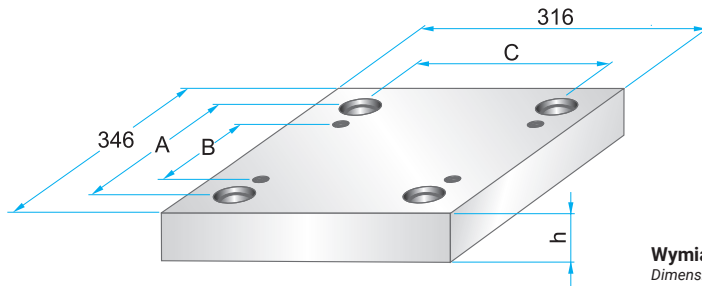
	d2
PK 75	M10
PKA 75	M8

h	material
27	1730
	2312
	2085

Korpus formy

Mold base

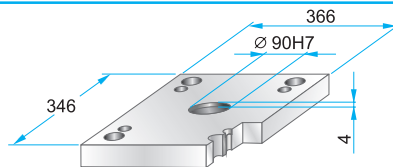
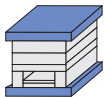
316x346



Wymiary i tolerancje – patrz str. 2.9
Dimensions and tolerances – see page 2.9

	A	B	C
PKA	298	220	268

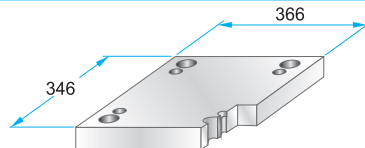
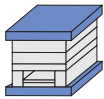
PKA 01



PKA 01 – 316 x 346 x h / material

27	1730
36	2312
	2085

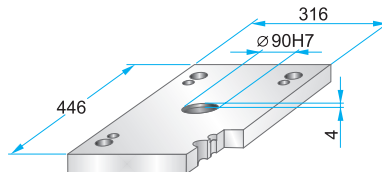
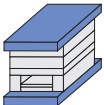
PKA 11



PKA 11 – 316 x 346 x h / material

27	1730
36	2312
	2085

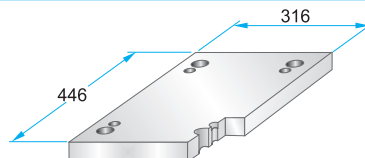
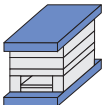
PKA 02



PKA 02 – 316 x 346 x h / material

27	1730
36	2312
	2085

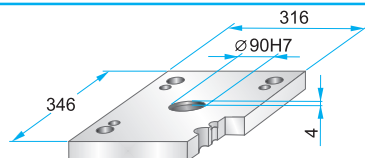
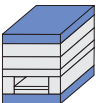
PKA 12



PKA 12 – 316 x 346 x h / material

27	1730
36	2312
	2085

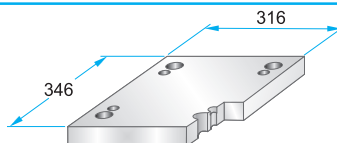
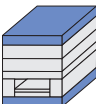
PKA 21



PKA 21 – 316 x 346 x h / material

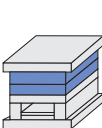
27	1730
36	2312
	2085

PKA 22



PKA 22 – 316 x 346 x h / material

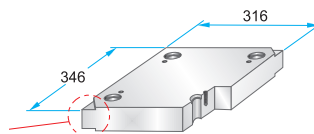
27	1730
36	2312
	2085



**PK 03
PKA 03**

Podcięcia do demontażu
na życzenie – patrz str. 2.10

Corner undercuts upon request – see page 2.10



PKA 03 – 316 x 346 x h / material

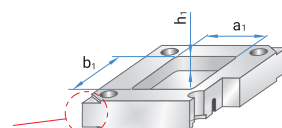
PKA 35 – 296 x 396 x h / material (a₁/b₁/h₁)

27	1730
36	2083
46	2085
56	2162
66	2311
76	2312
86	2738
96	Toolox33
116	Toolox44
136	2738HH
156	2714HH

**PK 35
PKA 35**

Podcięcia do demontażu
na życzenie – patrz str. 2.10

Corner undercuts upon request – see page 2.10



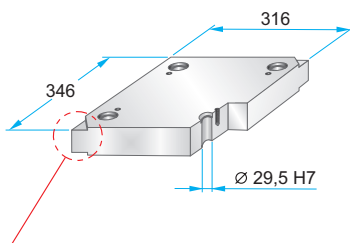
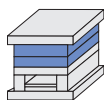
Materiały informacyjne
– patrz str. 1.3
Material information
– see page 1.3

Korpus formy

Mold base

316x346

PKA 31



PKA 31 – 316 x 346 x h / material

27	1730
36	2083
46	2085
56	2162
66	2311
76	2312
86	2343
96	2738
116	2767
136	Toolox33
	Toolox44
	2738HH
	2714HH

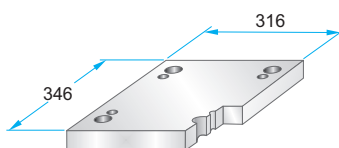
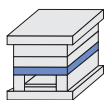
Podcięcia do demontażu na życzenie – patrz str. 2.10

Corner undercuts upon request – see page 2.10

Materiały informacyjne – patrz str. 1.3

Material information – see page 1.3

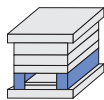
PKA 04



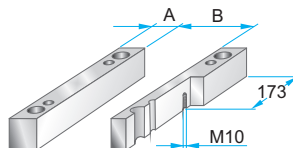
PKA 04 – 316 x 346 x h / material

36	1730
36	2312
56	2085
66	

PKA 05



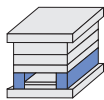
	A	B
PKA 05	44	228



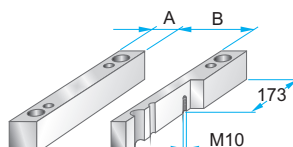
PKA 05 – 316 x 346 x h / material

56	1730
66	2085
76	
86	
96	
116	

PKA 55



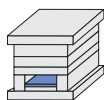
	A	B
PKA 55	60	196



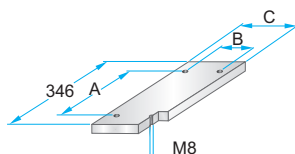
PKA 55 – 316 x 346 x h / material

56	1730
66	2085
76	
86	
96	
116	

PKA 06



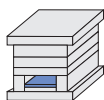
	A	B	C
PKA 06	250	200	226



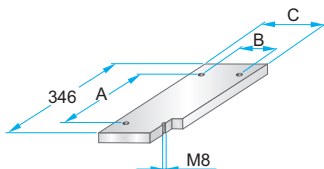
PKA 06 – 316 x 346 x h / material

17	1730
	2085

PKA 65



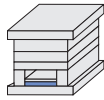
	A	B	C
PKA 06	250	168	194



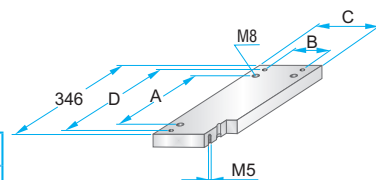
PKA 65 – 316 x 346 x h / material

17	1730
	2085

PKA 07



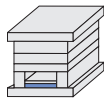
	A	B	C	D
PKA 07	250	200	226	320



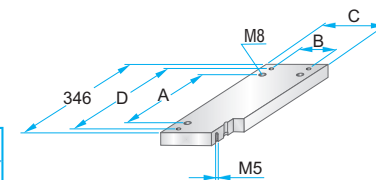
PKA 07 – 316 x 346 x h / material

22	1730
	2312
	2085

PKA 75



	A	B	C	D
PKA 07	250	168	194	320



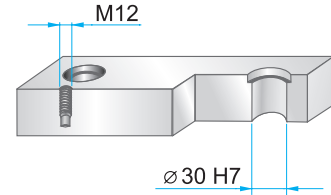
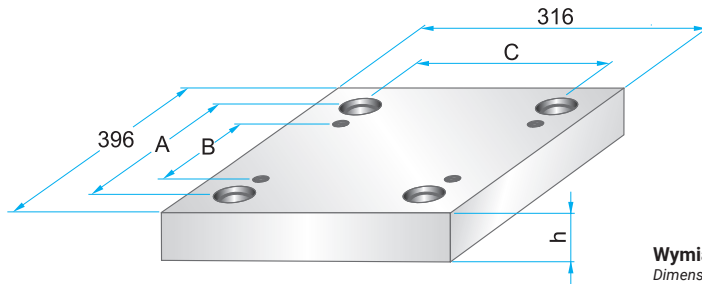
PKA 75 – 316 x 346 x h / material

22	1730
	2312
	2085

Korpus formy

Mold base

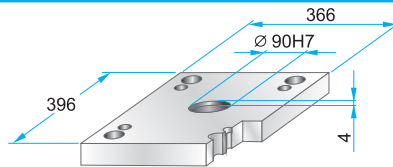
316x396



Wymiary i tolerancje – patrz str. 2.9
Dimensions and tolerances – see page 2.9

	A	B	C
PKA	348	270	268

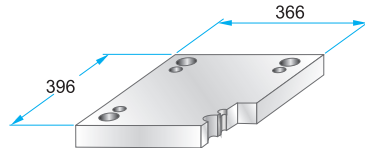
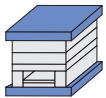
PKA 01



PKA 01 – 316 x 396 x h / material

27	1730
36	2312
	2085

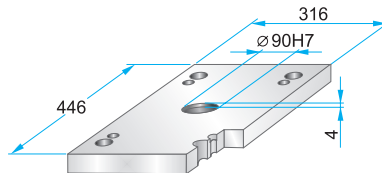
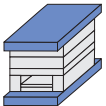
PKA 11



PKA 11 – 316 x 396 x h / material

27	1730
36	2312
	2085

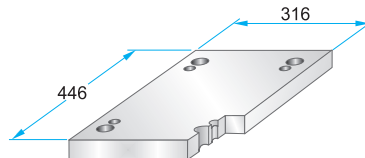
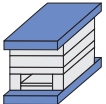
PKA 02



PKA 02 – 316 x 396 x h / material

27	1730
36	2312
	2085

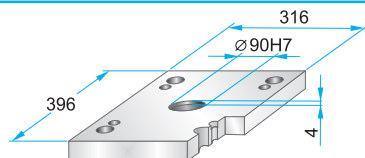
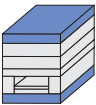
PKA 12



PKA 12 – 316 x 396 x h / material

27	1730
36	2312
	2085

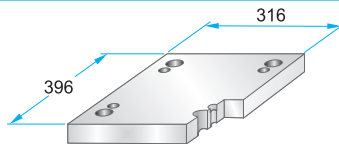
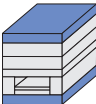
PKA 21



PKA 21 – 316 x 396 x h / material

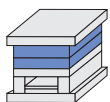
27	1730
36	2312
	2085

PKA 22



PKA 22 – 316 x 396 x h / material

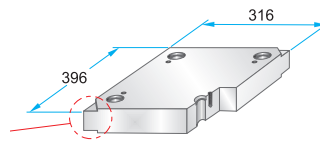
27	1730
36	2312
	2085



**PK 03
PKA 03**

Podcięcia do demontażu
na życzenie – patrz str. 2.10

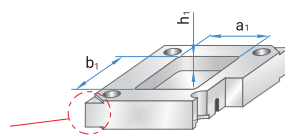
Corner undercuts upon request – see page 2.10



**PK 35
PKA 35**

Podcięcia do demontażu
na życzenie – patrz str. 2.10

Corner undercuts upon request – see page 2.10



PKA 03 – 316 x 396 x h / material

PKA 35 – 296 x 396 x h / material (a1/b1/h1)

27	1730
36	2083
46	2085
56	2162
66	2311
76	2312
86	2738
96	Toolox33
116	Toolox44
136	2738HH
156	2714HH

Materiały informacyjne

– patrz str. 1.3

Material information

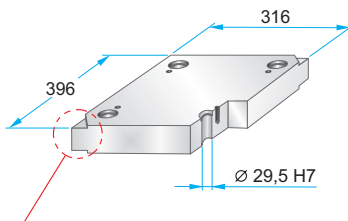
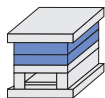
– see page 1.3

Korpus formy

Mold base

316x396

PKA 31



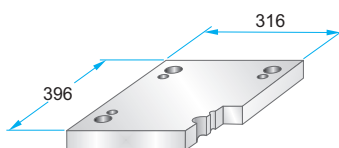
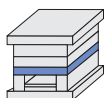
Podcięcia do demontażu na życzenie – patrz str. 2.10
Corner undercuts upon request – see page 2.10

Materiały informacyjne – patrz str. 1.3
Material information – see page 1.3

PKA 31 – 316 x 396 x h / material

27	1730
36	2083
46	2085
56	2162
66	2311
76	2312
86	2343
96	2738
116	2767
136	Toolox33
156	Toolox44
	2738HH
	2714HH

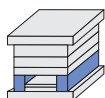
PKA 04



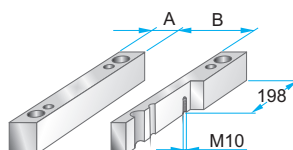
PKA 04 – 316 x 396 x h / material

36	1730
46	2312
56	2085
66	

PKA 05



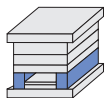
	A	B
PKA 05	44	228



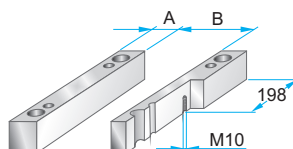
PKA 05 – 316 x 396 x h / material

56	1730
66	2085
76	
86	
96	
116	

PKA 55



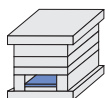
	A	B
PKA 55	60	196



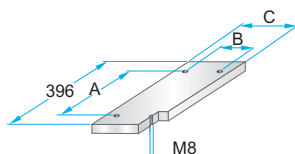
PKA 55 – 316 x 396 x h / material

56	1730
66	2085
76	
86	
96	
116	

PKA 06



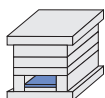
	A	B	C
PKA 06	300	200	226



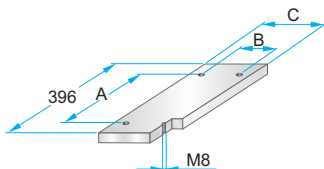
PKA 06 – 316 x 396 x h / material

17	1730
	2085

PKA 65



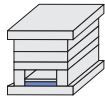
	A	B	C
PKA 65	300	168	194



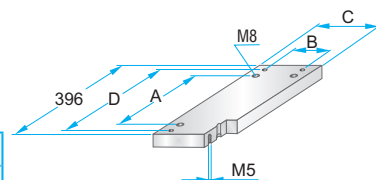
PKA 65 – 316 x 396 x h / material

17	1730
	2085

PKA 07



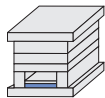
	A	B	C	D
PKA 07	300	200	226	370



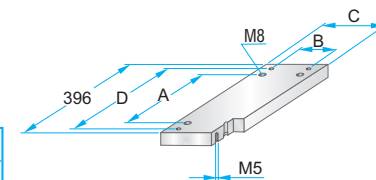
PKA 07 – 316 x 396 x h / material

22	1730
	2312
	2085

PKA 75



	A	B	C	D
PKA 75	300	168	194	370



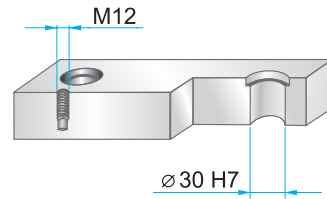
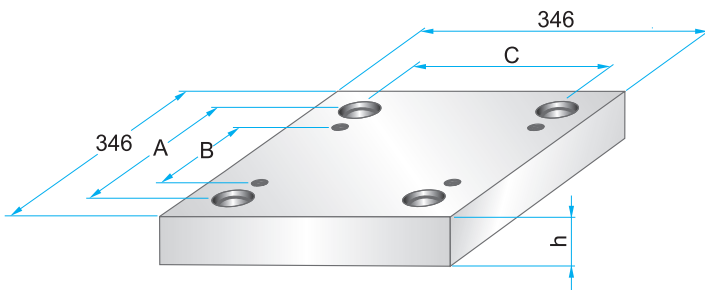
PKA 75 – 316 x 396 x h / material

22	1730
	2312
	2085

Korpus formy

Mold base

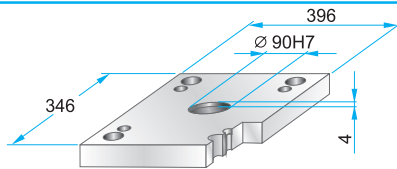
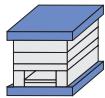
346x346



Wymiary i tolerancje – patrz str. 2.9
Dimensions and tolerances – see page 2.9

	A	B	C
PK	294	224	294
PKA	298	220	298

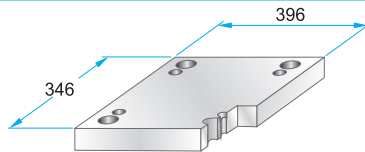
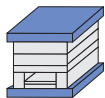
**PK 01
PKA 01**



PK 01 – 346 x 346 x h / material
PKA 01 – 346 x 346 x h / material

27	1730
36	2312
46	2085

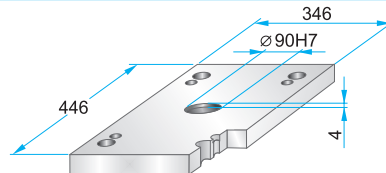
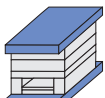
**PK 11
PKA 11**



PK 11 – 346 x 346 x h / material
PKA 11 – 346 x 346 x h / material

27	1730
36	2312
46	2085

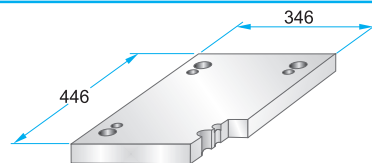
**PK 02
PKA 02**



PK 02 – 346 x 346 x h / material
PKA 02 – 346 x 346 x h / material

27	1730
36	2312
	2085

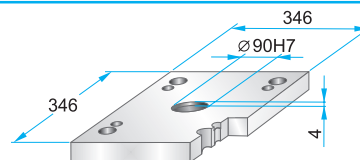
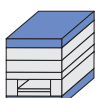
**PK 12
PKA 12**



PK 12 – 346 x 346 x h / material
PKA 12 – 346 x 346 x h / material

27	1730
36	2312
	2085

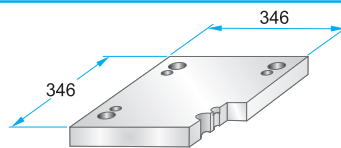
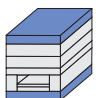
**PK 21
PKA 21**



PK 21 – 346 x 346 x h / material
PKA 21 – 346 x 346 x h / material

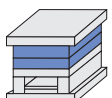
22	1730
27	2312
36	2085

**PK 22
PKA 22**



PK 22 – 346 x 346 x h / material
PKA 22 – 346 x 346 x h / material

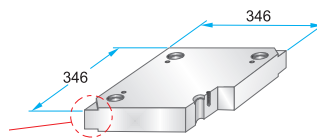
22	1730
27	2312
36	2085



**PK 03
PKA 03**

**Podcięcia do demontażu
na życzenie – patrz str. 2.10**

Corner undercuts upon request – see page 2.10



PK 03 – 346 x 346 x h / material
PKA 03 – 346 x 346 x h / material

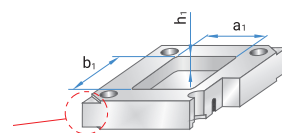
PK 35 – 346 x 346 x h / material
PKA 35 – 346 x 346 x h / (a1/b1/h1)

22	1730
27	2083
36	2085
46	2162
56	2311
66	2312
76	2738
86	Toolox33
96	Toolox44
116	2738HH
136	2714HH
156	
176	

**PK 35
PKA 35**

**Podcięcia do demontażu
na życzenie – patrz str. 2.10**

Corner undercuts upon request – see page 2.10



Materiały informacyjne

– patrz str. 1.3

Material information

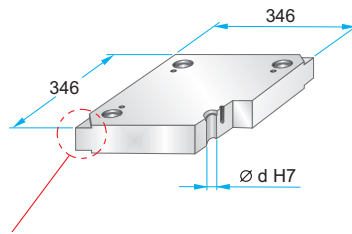
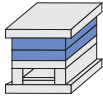
– see page 1.3

Korpus formy

Mold base

346x346

**PK 31
PKA 31**



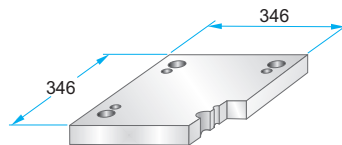
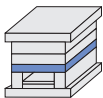
Podcięcia do demontażu na życzenie – patrz str. 2.10
Corner undercuts upon request – see page 2.10

	d
PK 31	29,4
PKA 31	29,5

Materiały informacyjne – patrz str. 1.3
Material information – see page 1.3

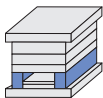
PK 31 – 346 x 346 x	h /	material
PKA 31 – 346 x 346 x	h /	
	22	1730
	27	2083
	36	2085
	46	2162
	56	2311
	66	2312
	76	2343
	86	2738
	96	2767
	116	Toolox33
	136	Toolox44
	156	2738HH
		2714HH

**PK 04
PKA 04**

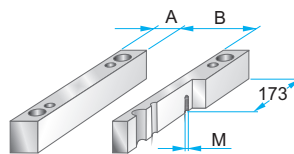


PK 04 – 346 x 346 x	h /	material
PKA 04 – 346 x 346 x	h /	
	27	1730
	36	2312
	46	2085
	56	
	66	
	76	
	86	

**PK 05
PKA 05**

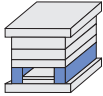


	A	B	M
PK 05	43	260	–
PKA 05	44	258	M10

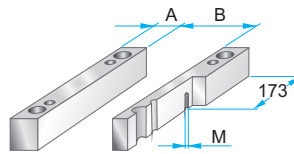


PK 05 – 346 x 346 x	h /	material
PKA 05 – 346 x 346 x	h /	
	56	1730
	66	2085
	76	
	86	
	96	
	116	

**PK 55
PKA 55**

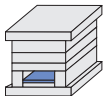


	A	B	M
PK 55	58	230	–
PKA 55	60	226	M10

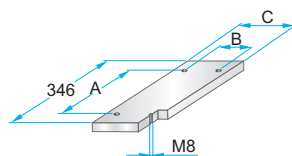


PK 55 – 346 x 346 x	h /	material
PKA 55 – 346 x 346 x	h /	
	56	1730
	66	2085
	76	
	86	
	96	
	116	

**PK 06
PKA 06**



	A	B	C
PK 06	286	236	258
PKA 06	250	230	256

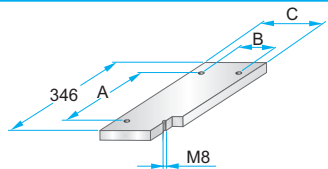


PK 06 – 346 x 346 x	h /	material
PKA 06 – 346 x 346 x	h /	
	17	1730
		2085

**PK 65
PKA 65**

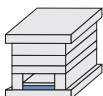


	A	B	C
PK 65	286	204	226
PKA 65	250	192	218

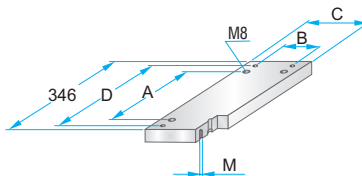


PK 65 – 346 x 346 x	h /	material
PKA 65 – 346 x 346 x	h /	
	17	1730
		2085

**PK 07
PKA 07**

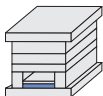


	A	B	C	D	M
PK 07	286	236	258	324	M4
PKA 07	250	230	256	320	M5

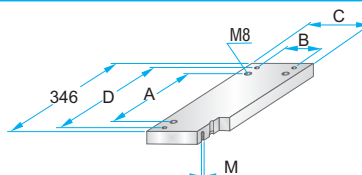


PK 07 – 346 x 346 x	h /	material
PKA 07 – 346 x 346 x	h /	
	22	1730
		2312
		2085

**PK 75
PKA 75**



	A	B	C	D	M
PK 75	286	204	226	324	M4
PKA 75	250	192	218	320	M5

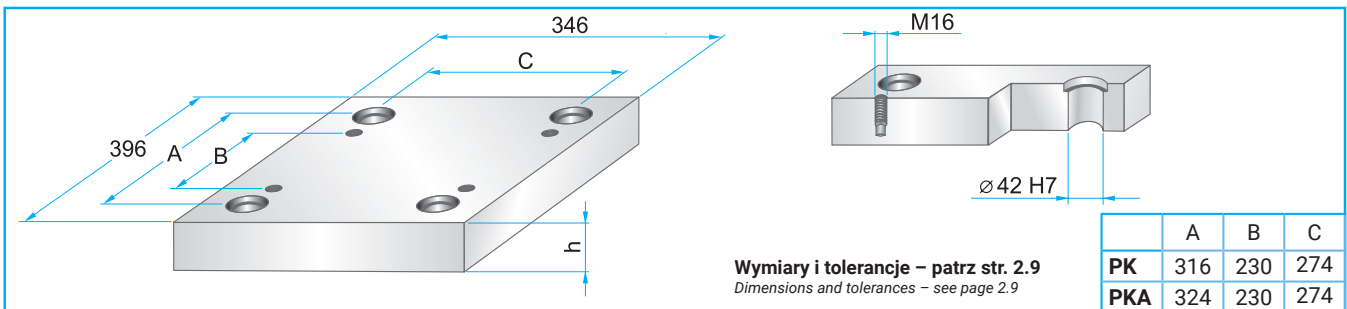


PK 75 – 346 x 346 x	h /	material
PKA 75 – 346 x 346 x	h /	
	22	1730
		2312
		2085

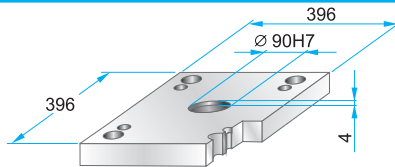
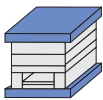
Korpus formy

Mold base

346x396

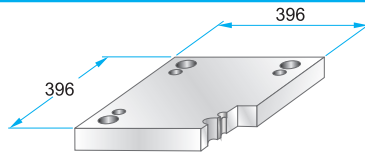
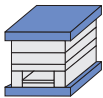


**PK 01
PKA 01**



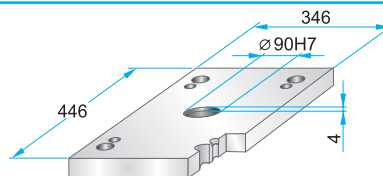
PK 01	– 346 x 396 x	h /	material
PKA 01	– 346 x 396 x	h /	
		27	1730
		36	2312
		46	2085

**PK 11
PKA 11**



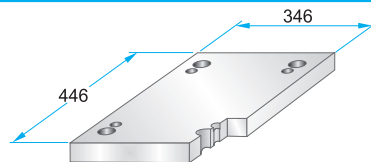
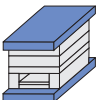
PK 11	– 346 x 396 x	h /	material
PKA 11	– 346 x 396 x	h /	
		27	1730
		36	2312
		46	2085

**PK 02
PKA 02**



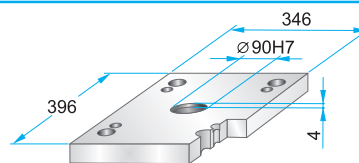
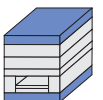
PK 02	– 346 x 396 x	h /	material
PKA 02	– 346 x 396 x	h /	
		27	1730
		36	2312
		46	2085

**PK 12
PKA 12**



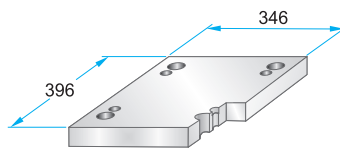
PK 12	– 346 x 396 x	h /	material
PKA 12	– 346 x 396 x	h /	
		27	1730
		36	2312
		46	2085

**PK 21
PKA 21**



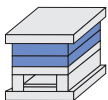
PK 21	– 346 x 396 x	h /	material
PKA 21	– 346 x 396 x	h /	
		22	1730
		27	2312
		36	2085
		46	

**PK 22
PKA 22**

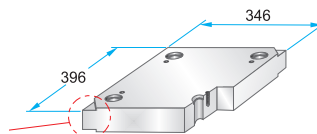


PK 22	– 346 x 396 x	h /	material
PKA 22	– 346 x 396 x	h /	
		22	1730
		27	2312
		36	2085
		46	

**PK 03
PKA 03**

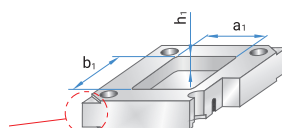


Podcięcia do demontażu
na życzenie – patrz str. 2.10
Corner undercuts upon request – see page 2.10



**PK 35
PKA 35**

Podcięcia do demontażu
na życzenie – patrz str. 2.10
Corner undercuts upon request – see page 2.10



PK 03	– 346 x 396 x	h /	material
PKA 03	– 346 x 396 x	h /	
PK 35	– 346 x 396 x	h /	material
PKA 35	– 346 x 396 x	h /	(a1/b1/h1)
		27	2083
		36	2085
		46	2162
		56	2311
		66	2312
		76	2738
		86	Toolox33
		96	Toolox44
		116	2738HH
		136	2714HH
		156	
		176	

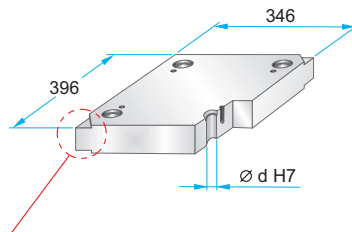
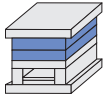
Materiały informacyjne
– patrz str. 1.3
Material information
– see page 1.3

Korpus formy

Mold base

346x396

**PK 31
PKA 31**



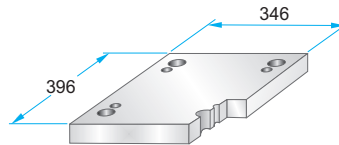
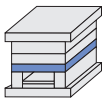
Podcięcia do demontażu na życzenie – patrz str. 2.10
Corner undercuts upon request – see page 2.10

	d
PK 31	41,3
PKA 31	41,4

Materiały informacyjne – patrz str. 1.3
Material information – see page 1.3

PK 31 – 346 x 396 x	h	/	material
PKA 31 – 346 x 396 x	h	/	
	22	/	1730
	27	/	2083
	36	/	2085
	46	/	2162
	56	/	2311
	66	/	2312
	76	/	2343
	86	/	2738
	96	/	2767
	116	/	Toolox33
	136	/	Toolox44
	156	/	2738HH
		/	2714HH

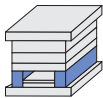
**PK 04
PKA 04**



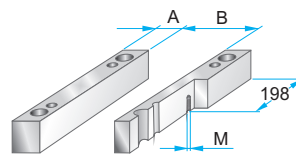
PK 04 – 346 x 396 x h / material
PKA 04 – 346 x 396 x h /

	27	/	1730
	36	/	2312
	46	/	2085
	56	/	
	66	/	
	76	/	
	86	/	

**PK 05
PKA 05**



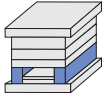
	A	B	M
PK 05	62	222	–
PKA 05	62	222	M10



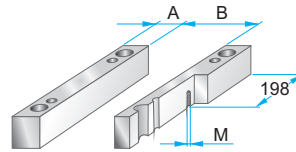
PK 05 – 346 x 396 x h / material
PKA 05 – 346 x 396 x h /

	56	/	1730
	66	/	2085
	76	/	
	86	/	
	96	/	
	116	/	
	136	/	

**PK 55
PKA 55**



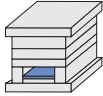
	A	B	M
PK 55	86	174	–
PKA 55	86	174	M10



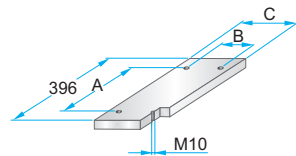
PK 55 – 346 x 396 x h / material
PKA 55 – 346 x 396 x h /

	56	/	1730
	66	/	2085
	76	/	
	86	/	
	96	/	
	116	/	
	136	/	

**PK 06
PKA 06**



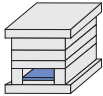
	A	B	C
PK 06	320	190	218
PKA 06	260	180	218



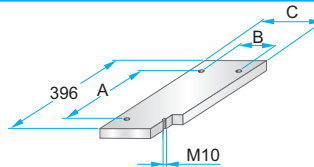
PK 06 – 346 x 396 x h / material
PKA 06 – 346 x 396 x h /

	17	/	1730
		/	2085

**PK 65
PKA 65**



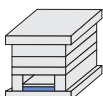
	A	B	C
PK 65	320	142	170
PKA 65	260	134	172



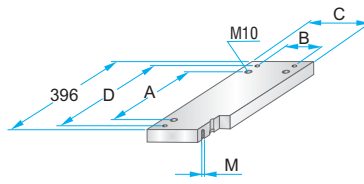
PK 65 – 346 x 396 x h / material
PKA 65 – 346 x 396 x h /

	17	/	1730
		/	2085

**PK 07
PKA 07**



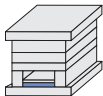
	A	B	C	D	M
PK 07	320	190	218	366	M4
PKA 07	260	180	218	358	M5



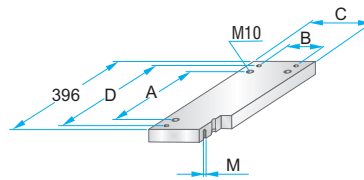
PK 07 – 346 x 396 x h / material
PKA 07 – 346 x 396 x h /

	22	/	1730
		/	2312
		/	2085

**PK 75
PKA 75**



	A	B	C	D	M
PK 75	320	142	170	366	M4
PKA 75	260	134	172	358	M5



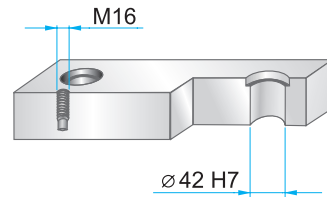
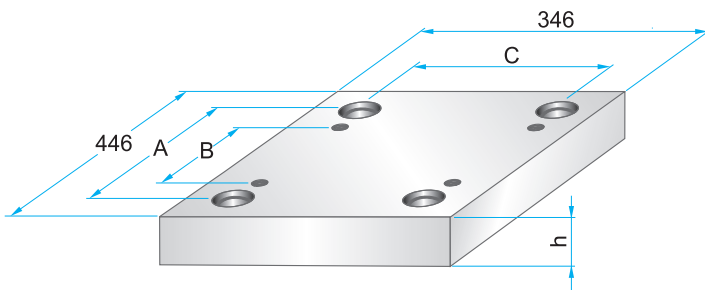
PK 75 – 346 x 396 x h / material
PKA 75 – 346 x 396 x h /

	22	/	1730
		/	2312
		/	2085

Korpus formy

Mold base

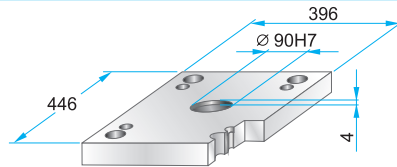
346x446



Wymiary i tolerancje – patrz str. 2.9
Dimensions and tolerances – see page 2.9

	A	B	C
PK	374	280	274
PKA	374	280	274

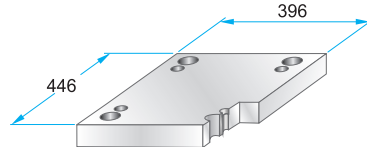
**PK 01
PKA 01**



PK 01 – 346 x 446 x h / material
PKA 01 – 346 x 446 x h / material

27	1730
36	2312
46	2085

**PK 11
PKA 11**



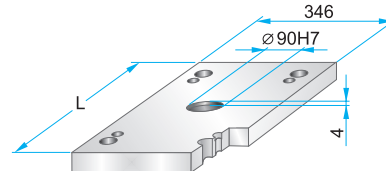
PK 11 – 346 x 446 x h / material
PKA 11 – 346 x 446 x h / material

27	1730
36	2312
46	2085

**PK 02
PKA 02**



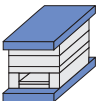
	L
PK 02	496
PKA 02	596



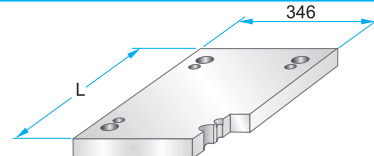
PK 02 – 346 x 446 x h / material
PKA 02 – 346 x 446 x h / material

27	1730
36	2312
46	2085

**PK 12
PKA 12**



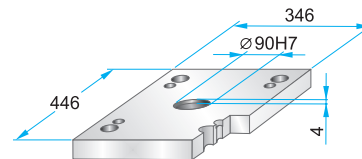
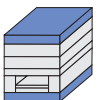
	L
PK 12	496
PKA 12	596



PK 12 – 346 x 446 x h / material
PKA 12 – 346 x 446 x h / material

27	1730
36	2312
46	2085

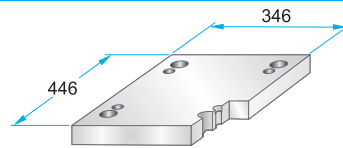
**PK 21
PKA 21**



PK 21 – 346 x 446 x h / material
PKA 21 – 346 x 446 x h / material

22	1730
27	2312
36	2085
46	

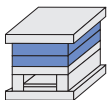
**PK 22
PKA 22**



PK 22 – 346 x 446 x h / material
PKA 22 – 346 x 446 x h / material

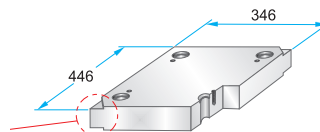
22	1730
27	2312
36	2085
46	

**PK 03
PKA 03**



Podcięcia do demontażu
na życzenie – patrz str. 2.10

Corner undercuts upon request – see page 2.10

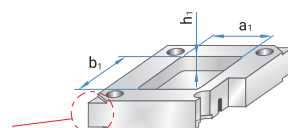


PK 03 – 346 x 446 x h / material
PKA 03 – 346 x 446 x h / material

**PK 35
PKA 35**

Podcięcia do demontażu
na życzenie – patrz str. 2.10

Corner undercuts upon request – see page 2.10



PK 35 – 296 x 396 x h / material
PKA 35 – 296 x 396 x h / (a1/b1/h1)

Materiały informacyjne

– patrz str. 1.3

Material information

– see page 1.3

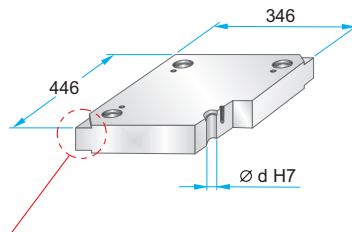
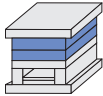
22	1730
27	2083
36	2085
46	2162
56	2311
66	2312
76	2738
86	Toolox33
96	Toolox44
116	2738HH
136	2714HH
156	
176	

Korpus formy

Mold base

346x446

**PK 31
PKA 31**



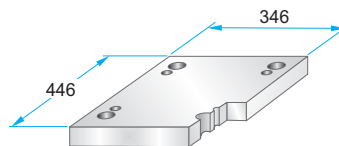
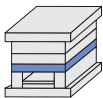
Podcięcia do demontażu na życzenie – patrz str. 2.10
Corner undercuts upon request – see page 2.10

	d
PK 31	41,3
PKA 31	41,4

Materiały informacyjne – patrz str. 1.3
Material information – see page 1.3

PK 31 – 346 x 446 x	h /	material
PKA 31 – 346 x 446 x	h /	
	22	1730
	27	2083
	36	2085
	46	2162
	56	2311
	66	2312
	76	2343
	86	2738
	96	2767
	116	Toolox33
	136	Toolox44
	156	2738HH
		2714HH

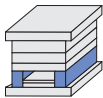
**PK 04
PKA 04**



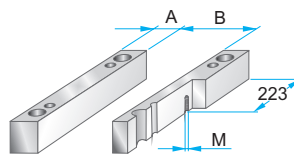
PK 04 – 346 x 446 x h / material
PKA 04 – 346 x 446 x h /

	27	1730
	36	2312
	46	2085
	56	
	66	
	76	
	86	

**PK 05
PKA 05**



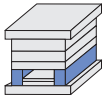
	A	B	M
PK 05	62	222	–
PKA 05	62	222	M10



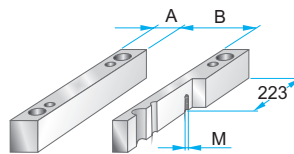
PK 05 – 346 x 446 x h / material
PKA 05 – 346 x 446 x h /

	56	1730
	66	2085
	76	
	86	
	96	
	116	
	136	

**PK 55
PKA 55**



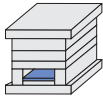
	A	B	M
PK 55	86	174	–
PKA 55	86	174	M10



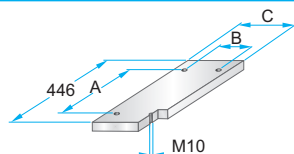
PK 55 – 346 x 446 x h / material
PKA 55 – 346 x 446 x h /

	56	1730
	66	2085
	76	
	86	
	96	
	116	
	136	

**PK 06
PKA 06**



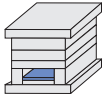
	A	B	C
PK 06	364	186	218
PKA 06	310	180	218



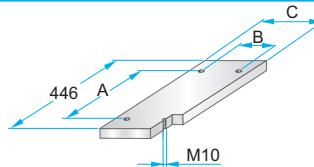
PK 06 – 346 x 446 x h / material
PKA 06 – 346 x 446 x h /

	17	1730
		2085

**PK 65
PKA 65**



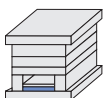
	A	B	C
PK 65	364	138	170
PKA 65	310	134	172



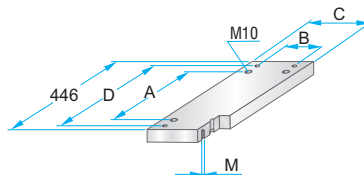
PK 65 – 346 x 446 x h / material
PKA 65 – 346 x 446 x h /

	17	1730
		2085

**PK 07
PKA 07**



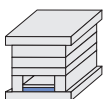
	A	B	C	D	M
PK 07	364	186	218	414	M4
PKA 07	310	180	218	408	M5



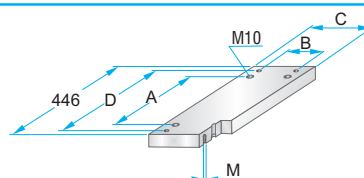
PK 07 – 346 x 446 x h / material
PKA 07 – 346 x 446 x h /

	22	1730
		2312
		2085

**PK 75
PKA 75**



	A	B	C	D	M
PK 75	364	138	170	414	M4
PKA 75	310	134	172	408	M5



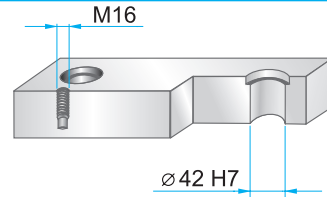
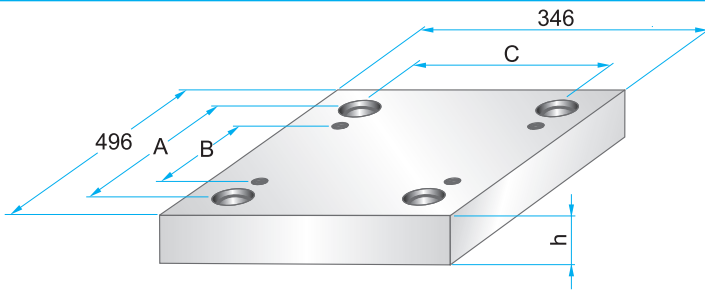
PK 75 – 346 x 446 x h / material
PKA 75 – 346 x 446 x h /

	22	1730
		2312
		2085

Korpus formy

Mold base

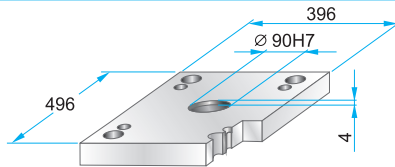
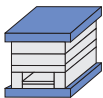
346x496



Wymiary i tolerancje – patrz str. 2.9
Dimensions and tolerances – see page 2.9

	A	B	C
PK	416	330	274
PKA	424	330	274

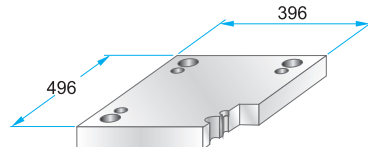
**PK 01
PKA 01**



PK 01 – 346 x 496 x h / material
PKA 01 – 346 x 496 x h / material

27	1730
36	2312
46	2085

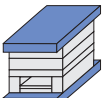
**PK 11
PKA 11**



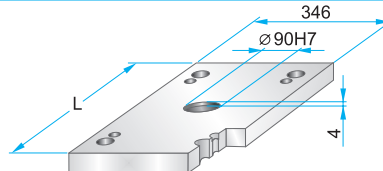
PK 11 – 346 x 496 x h / material
PKA 11 – 346 x 496 x h / material

27	1730
36	2312
46	2085

**PK 02
PKA 02**



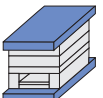
	L
PK 02	546
PKA 02	596



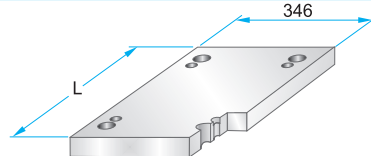
PK 02 – 346 x 496 x h / material
PKA 02 – 346 x 496 x h / material

27	1730
36	2312
46	2085

**PK 12
PKA 12**



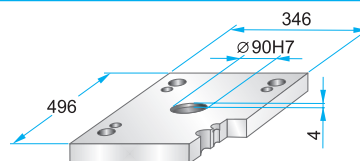
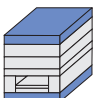
	L
PK 12	546
PKA 12	596



PK 12 – 346 x 496 x h / material
PKA 12 – 346 x 496 x h / material

27	1730
36	2312
46	2085

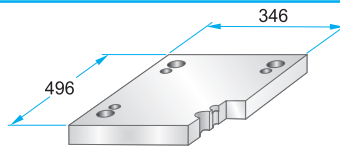
**PK 21
PKA 21**



PK 21 – 346 x 496 x h / material
PKA 21 – 346 x 496 x h / material

22	1730
27	2312
36	2085
46	

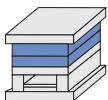
**PK 22
PKA 22**



PK 22 – 346 x 496 x h / material
PKA 22 – 346 x 496 x h / material

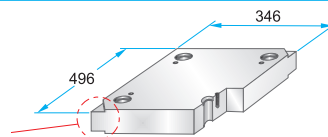
22	1730
27	2312
36	2085
46	

**PK 03
PKA 03**



Podcięcia do demontażu
na życzenie – patrz str. 2.10

Corner undercuts upon request – see page 2.10



PK 03 – 346 x 496 x h / material
PKA 03 – 346 x 496 x h / material

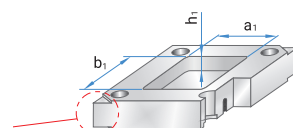
PK 35 – 346 x 496 x h / material
PKA 35 – 346 x 496 x h / (a1/b1/h1)

22	1730
27	2083
36	2085
46	2162
56	2311
66	2312
76	2738
86	Toolox33
96	Toolox44
116	2738HH
136	2714HH
156	
176	

**PK 35
PKA 35**

Podcięcia do demontażu
na życzenie – patrz str. 2.10

Corner undercuts upon request – see page 2.10



Materiały informacyjne

– patrz str. 1.3

Material information

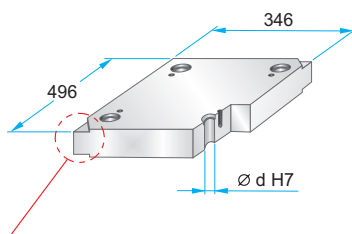
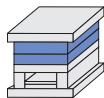
– see page 1.3

Korpus formy

Mold base

346x496

**PK 31
PKA 31**



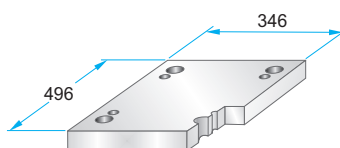
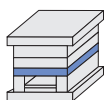
Podcięcia do demontażu na życzenie – patrz str. 2.10
Corner undercuts upon request – see page 2.10

	d
PK 31	41,3
PKA 31	41,4

Materiały informacyjne – patrz str. 1.3
Material information – see page 1.3

PK 31 – 346 x 496 x h	h	material
PKA 31 – 346 x 496 x h	h	
	22	1730
	27	2083
	36	2085
	46	2162
	56	2311
	66	2312
	76	2343
	86	2738
	96	2767
	116	Toolox33
	136	Toolox44
	156	2738HH
		2714HH

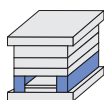
**PK 04
PKA 04**



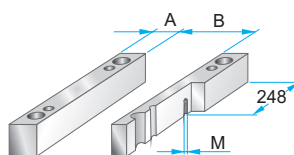
PK 04 – 346 x 496 x h / material
PKA 04 – 346 x 496 x h / material

h	27	1730
h	36	2312
h	46	2085
h	56	
h	66	
h	76	
h	86	

**PK 05
PKA 05**



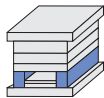
	A	B	M
PK 05	62	222	–
PKA 05	62	222	M10



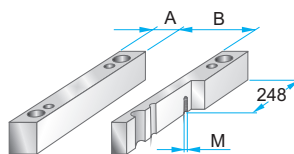
PK 05 – 346 x 496 x h / material
PKA 05 – 346 x 496 x h / material

h	56	1730
h	66	2085
h	76	
h	86	
h	96	
h	116	
h	136	

**PK 55
PKA 55**



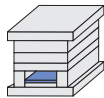
	A	B	M
PK 55	86	174	–
PKA 55	86	174	M10



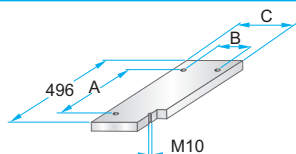
PK 55 – 346 x 496 x h / material
PKA 55 – 346 x 496 x h / material

h	56	1730
h	66	2085
h	76	
h	86	
h	96	
h	116	
h	136	

**PK 06
PKA 06**



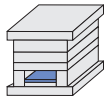
	A	B	C
PK 06	420	190	218
PKA 06	360	180	218



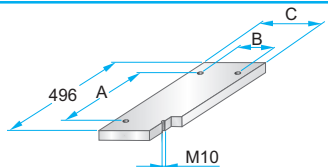
PK 06 – 346 x 496 x h / material
PKA 06 – 346 x 496 x h / material

h	17	1730
h		2085

**PK 65
PKA 65**



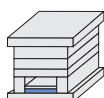
	A	B	C
PK 65	420	142	170
PKA 65	360	134	172



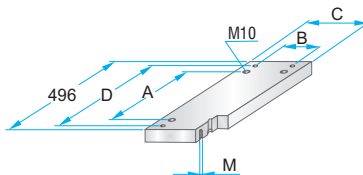
PK 65 – 346 x 496 x h / material
PKA 65 – 346 x 496 x h / material

h	17	1730
h		2085

**PK 07
PKA 07**



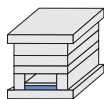
	A	B	C	D	M
PK 07	420	190	218	466	M4
PKA 07	360	180	218	458	M5



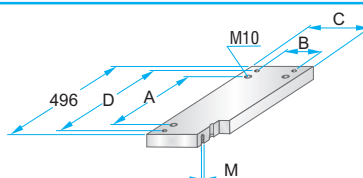
PK 07 – 346 x 496 x h / material
PKA 07 – 346 x 496 x h / material

h	22	1730
h		2312
h		2085

**PK 75
PKA 75**



	A	B	C	D	M
PK 75	420	142	170	466	M4
PKA 75	360	134	172	458	M5



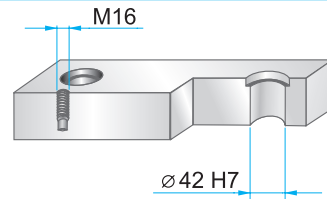
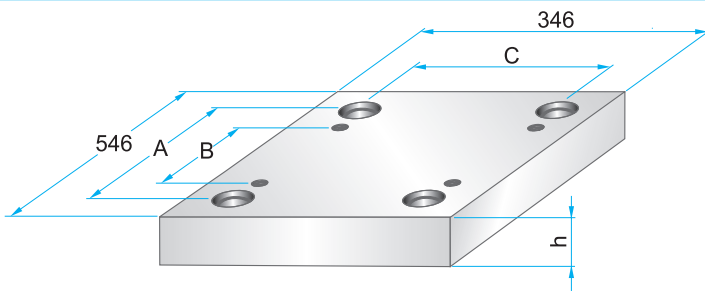
PK 75 – 346 x 496 x h / material
PKA 75 – 346 x 496 x h / material

h	22	1730
h		2312
h		2085

Korpus formy

Mold base

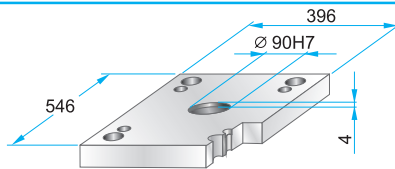
346x546



Wymiary i tolerancje – patrz str. 2.9
Dimensions and tolerances – see page 2.9

	A	B	C
PK	474	380	274
PKA	474	380	274

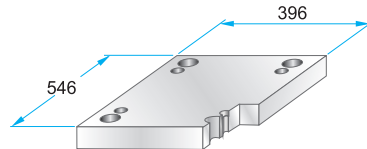
**PK 01
PKA 01**



PK 01 – 346 x 546 x h / material
PKA 01 – 346 x 546 x h / material

27	1730
36	2312
46	2085

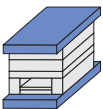
**PK 11
PKA 11**



PK 11 – 346 x 546 x h / material
PKA 11 – 346 x 546 x h / material

27	1730
36	2312
46	2085

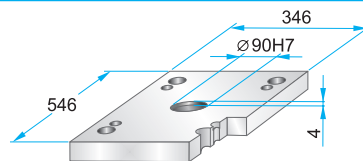
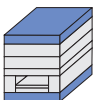
**PK 02
PKA 02**



**PK 12
PKA 12**



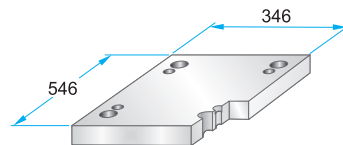
**PK 21
PKA 21**



PK 21 – 346 x 546 x h / material
PKA 21 – 346 x 546 x h / material

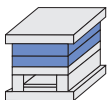
27	1730
36	2312
	2085

**PK 22
PKA 22**



PK 22 – 346 x 546 x h / material
PKA 22 – 346 x 546 x h / material

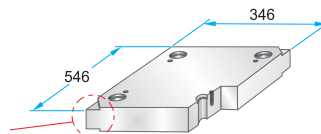
27	1730
36	2312
	2085



**PK 03
PKA 03**

Podcięcia do demontażu
na życzenie – patrz str. 2.10

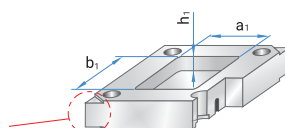
Corner undercuts upon request – see page 2.10



**PK 35
PKA 35**

Podcięcia do demontażu
na życzenie – patrz str. 2.10

Corner undercuts upon request – see page 2.10



PK 03 – 346 x 546 x h / material
PKA 03 – 346 x 546 x h / material

PK 35 – 346 x 546 x h / material
PKA 35 – 346 x 546 x h / (a1/b1/h1)

22	1730
27	2083
36	2085
46	2162
56	2311
66	2312
76	2738
86	Toolox33
96	Toolox44
116	2738HH
136	2714HH
156	
176	

Materiały informacyjne

– patrz str. 1.3

Material information

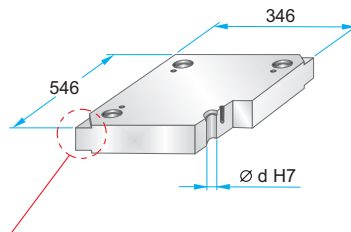
– see page 1.3

Korpus formy

Mold base

346x546

**PK 31
PKA 31**



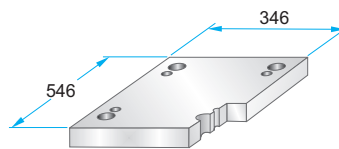
Podcięcia do demontażu na życzenie – patrz str. 2.10
Corner undercuts upon request – see page 2.10

	d
PK 31	41,3
PKA 31	41,4

Materiały informacyjne – patrz str. 1.3
Material information – see page 1.3

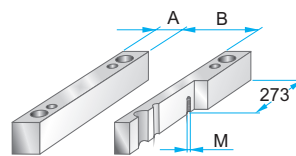
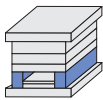
PK 31 – 346 x 546 x	h	/	material
PKA 31 – 346 x 546 x	h	/	
	27	/	1730
	36	/	2083
	46	/	2085
	56	/	2162
	66	/	2311
	76	/	2312
	86	/	2343
	96	/	2738
	116	/	2767
	136	/	Toolox33
	156	/	Toolox44
		/	2738HH
		/	2714HH

**PK 04
PKA 04**



PK 04 – 346 x 546 x	h	/	material
PKA 04 – 346 x 546 x	h	/	
	36	/	1730
	46	/	2312
	56	/	2085
	66	/	

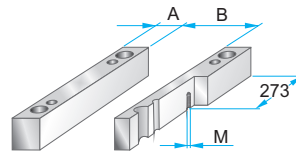
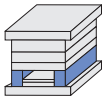
**PK 05
PKA 05**



	A	B	M
PK 05	62	222	–
PKA 05	62	222	M10

PK 05 – 346 x 546 x	h	/	material
PKA 05 – 346 x 546 x	h	/	
	56	/	1730
	66	/	2085
	76	/	
	86	/	
	96	/	
	116	/	
	136	/	
	156	/	

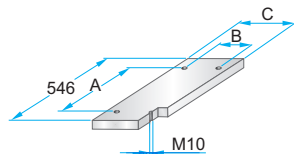
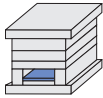
**PK 55
PKA 55**



	A	B	M
PK 55	86	174	–
PKA 55	86	174	M10

PK 55 – 346 x 546 x	h	/	material
PKA 55 – 346 x 546 x	h	/	
	56	/	1730
	66	/	2085
	76	/	
	86	/	
	96	/	
	116	/	
	136	/	
	156	/	

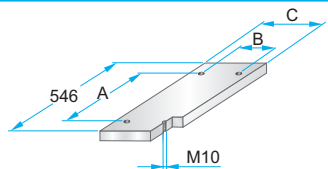
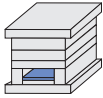
**PK 06
PKA 06**



	A	B	C
PK 06	470	190	218
PKA 06	410	180	218

PK 06 – 346 x 546 x	h	/	material
PKA 06 – 346 x 546 x	h	/	
	22	/	1730
		/	2085

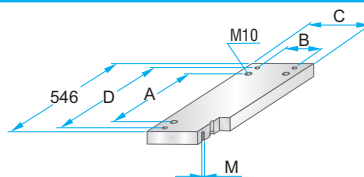
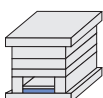
**PK 65
PKA 65**



	A	B	C
PK 65	470	142	170
PKA 65	410	134	172

PK 65 – 346 x 546 x	h	/	material
PKA 65 – 346 x 546 x	h	/	
	22	/	1730
		/	2085

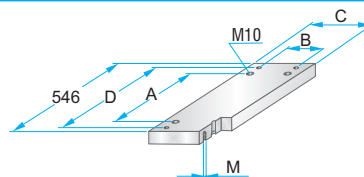
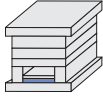
**PK 07
PKA 07**



	A	B	C	D	M
PK 07	470	190	218	516	M4
PKA 07	410	180	218	508	M5

PK 07 – 346 x 546 x	h	/	material
PKA 07 – 346 x 546 x	h	/	
	27	/	1730
		/	2312
		/	2085

**PK 75
PKA 75**



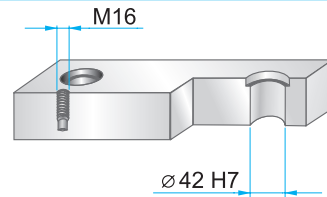
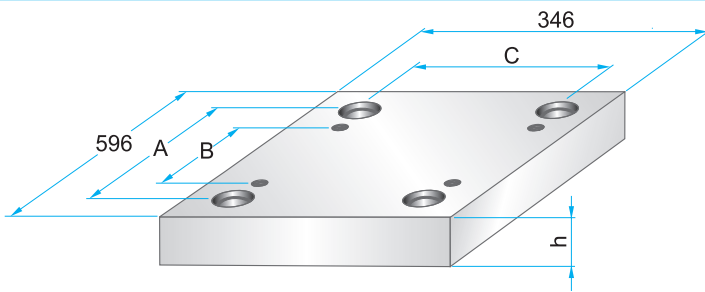
	A	B	C	D	M
PK 75	470	142	170	516	M4
PKA 75	410	134	172	508	M5

PK 75 – 346 x 546 x	h	/	material
PKA 75 – 346 x 546 x	h	/	
	27	/	1730
		/	2312
		/	2085

Korpus formy

Mold base

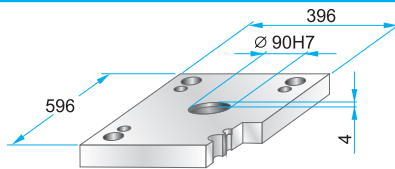
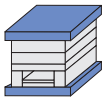
346x596



Wymiary i tolerancje – patrz str. 2.9
Dimensions and tolerances – see page 2.9

	A	B	C
PK	524	430	274
PKA	524	430	274

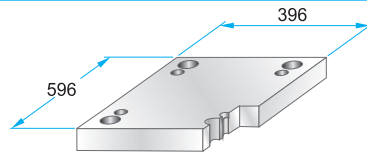
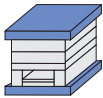
**PK 01
PKA 01**



PK 01 – 346 x 596 x h / material
PKA 01 – 346 x 596 x h / material

27	1730
36	2312
46	2085

**PK 11
PKA 11**



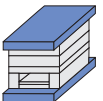
PK 11 – 346 x 596 x h / material
PKA 11 – 346 x 596 x h / material

27	1730
36	2312
46	2085

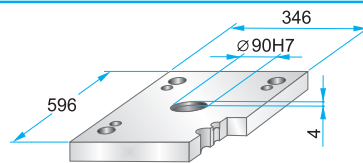
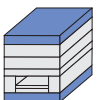
**PK 02
PKA 02**



**PK 12
PKA 12**



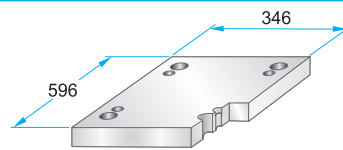
**PK 21
PKA 21**



PK 21 – 346 x 596 x h / material
PKA 21 – 346 x 596 x h / material

27	1730
36	2312
46	2085

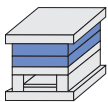
**PK 22
PKA 22**



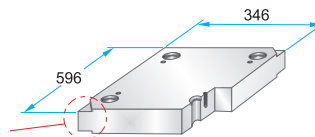
PK 22 – 346 x 596 x h / material
PKA 22 – 346 x 596 x h / material

27	1730
36	2312
46	2085

**PK 03
PKA 03**

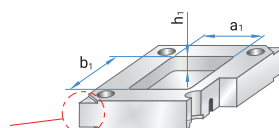


Podcięcia do demontażu
na życzenie – patrz str. 2.10
Corner undercuts upon request – see page 2.10



**PK 35
PKA 35**

Podcięcia do demontażu
na życzenie – patrz str. 2.10
Corner undercuts upon request – see page 2.10



PK 03 – 346 x 596 x h / material
PKA 03 – 346 x 596 x h / material
PK 35 – 346 x 596 x h / material
PKA 35 – 346 x 596 x h / (a1/b1/h1)

22	1730
27	2083
36	2085
46	2162
56	2311
66	2312
76	2738
86	Toolox33
96	Toolox44
116	2738HH
136	2714HH
156	
176	

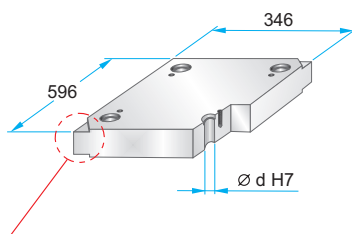
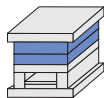
Materiały informacyjne
– patrz str. 1.3
Material information
– see page 1.3

Korpus formy

Mold base

346x596

**PK 31
PKA 31**



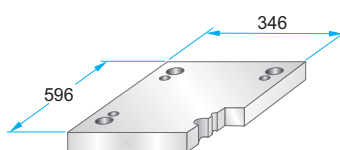
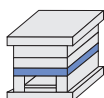
Podcięcia do demontażu na życzenie – patrz str. 2.10
Corner undercuts upon request – see page 2.10

	d
PK 31	41,3
PKA 31	41,4

Materiały informacyjne – patrz str. 1.3
Material information – see page 1.3

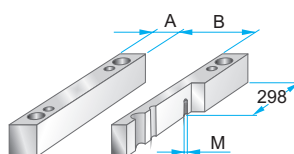
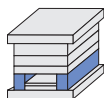
PK 31 – 346 x 596 x	h /	material
PKA 31 – 346 x 596 x	h /	
	27	1730
	36	2083
	46	2085
	56	2162
	66	2311
	76	2312
	86	2343
	96	2738
	116	2767
	136	Toolox33
	156	Toolox44
		2738HH
		2714HH

**PK 04
PKA 04**



PK 04 – 346 x 596 x	h /	material
PKA 04 – 346 x 596 x	h /	
	36	1730
	46	2312
	56	2085
	66	

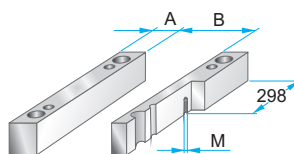
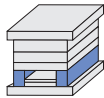
**PK 05
PKA 05**



	A	B	M
PK 05	62	222	–
PKA 05	62	222	M10

PK 05 – 346 x 596 x	h /	material
PKA 05 – 346 x 596 x	h /	
	56	1730
	66	2085
	76	
	86	
	96	
	116	
	136	
	156	

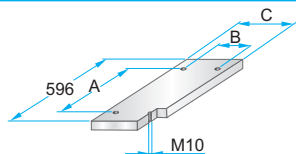
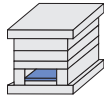
**PK 55
PKA 55**



	A	B	M
PK 55	86	174	–
PKA 55	86	174	M10

PK 55 – 346 x 596 x	h /	material
PKA 55 – 346 x 596 x	h /	
	56	1730
	66	2085
	76	
	86	
	96	
	116	
	136	
	156	

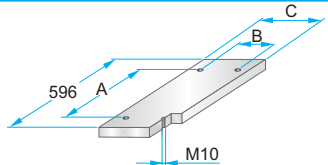
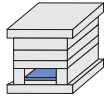
**PK 06
PKA 06**



	A	B	C
PK 06	520	190	218
PKA 06	460	180	218

PK 06 – 346 x 596 x	h /	material
PKA 06 – 346 x 596 x	h /	
	22	1730
		2085

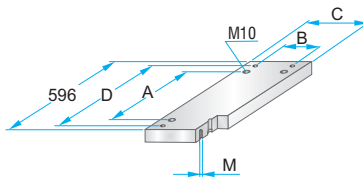
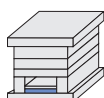
**PK 65
PKA 65**



	A	B	C
PK 65	520	142	170
PKA 65	460	134	172

PK 65 – 346 x 596 x	h /	material
PKA 65 – 346 x 596 x	h /	
	22	1730
		2085

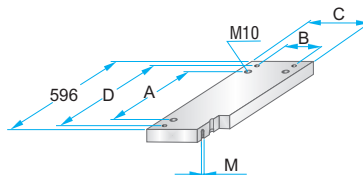
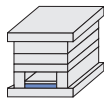
**PK 07
PKA 07**



	A	B	C	D	M
PK 07	520	190	218	566	M4
PKA 07	460	180	218	558	M5

PK 07 – 346 x 596 x	h /	material
PKA 07 – 346 x 596 x	h /	
	27	1730
		2312
		2085

**PK 75
PKA 75**



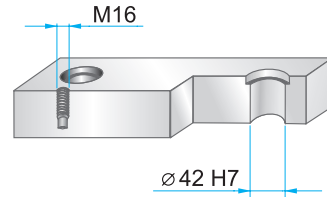
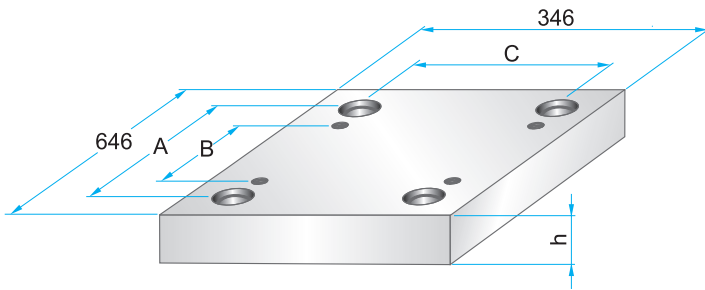
	A	B	C	D	M
PK 75	520	142	170	566	M4
PKA 75	460	134	172	558	M5

PK 75 – 346 x 596 x	h /	material
PKA 75 – 346 x 596 x	h /	
	27	1730
		2312
		2085

Korpus formy

Mold base

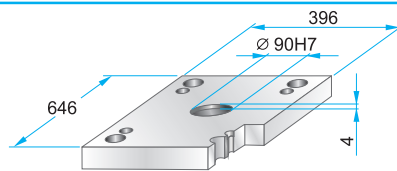
346x646



Wymiary i tolerancje – patrz str. 2.9
Dimensions and tolerances – see page 2.9

	A	B	C
PK	574	480	274
PKA	574	480	274

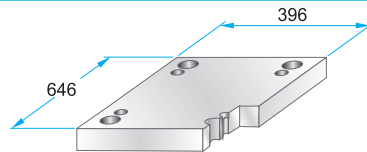
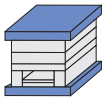
**PK 01
PKA 01**



PK 01 – 346 x 646 x h / material
PKA 01 – 346 x 646 x h / material

36	1730
46	2312
	2085

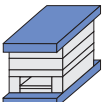
**PK 11
PKA 11**



PK 11 – 346 x 646 x h / material
PKA 11 – 346 x 646 x h / material

36	1730
46	2312
	2085

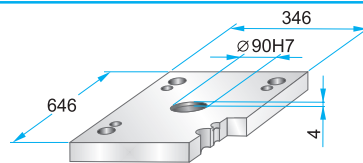
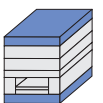
**PK 02
PKA 02**



**PK 12
PKA 12**



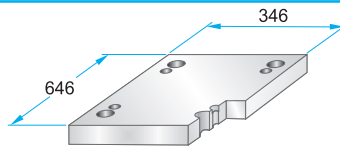
**PK 21
PKA 21**



PK 21 – 346 x 646 x h / material
PKA 21 – 346 x 646 x h / material

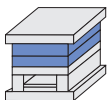
27	1730
36	2312
46	2085

**PK 22
PKA 22**



PK 22 – 346 x 646 x h / material
PKA 22 – 346 x 646 x h / material

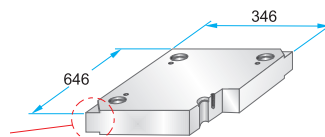
27	1730
36	2312
46	2085



**PK 03
PKA 03**

**Podcięcia do demontażu
na życzenie – patrz str. 2.10**

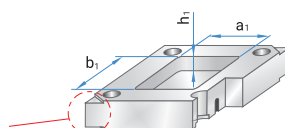
Corner undercuts upon request – see page 2.10



**PK 35
PKA 35**

**Podcięcia do demontażu
na życzenie – patrz str. 2.10**

Corner undercuts upon request – see page 2.10



PK 03 – 346 x 646 x h / material
PKA 03 – 346 x 646 x h / material

PK 35 – 346 x 646 x h / material
PKA 35 – 346 x 646 x h / (a1/b1/h1)

22	1730
27	2083
36	2085
46	2162
56	2311
66	2312
76	2738
86	Toolox33
96	Toolox44
116	2738HH
136	2714HH
156	
176	

Materiały informacyjne

– patrz str. 1.3

Material information

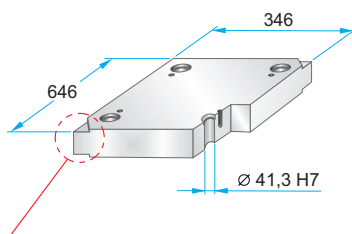
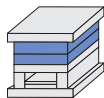
– see page 1.3

Korpus formy

Mold base

346x646

PK 31

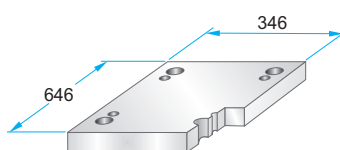
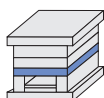


Podcięcia do demontażu na życzenie – patrz str. 2.10
Corner undercuts upon request – see page 2.10

Materialy informacyjne – patrz str. 1.3
Material information – see page 1.3

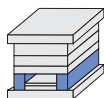
PK 31 – 346 x 646 x	h / material
27	1730
36	2083
46	2085
56	2162
66	2311
76	2312
86	2343
96	2738
116	2767
136	Toolox33
156	Toolox44
	2738HH
	2714HH

**PK 04
PKA 04**

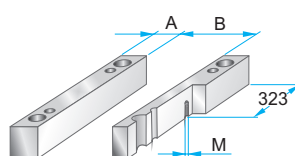


PK 04 – 346 x 646 x	h / material
36	1730
46	2312
56	2085
66	
76	

**PK 05
PKA 05**

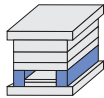


	A	B	M
PK 05	62	222	–
PKA 05	62	222	M10

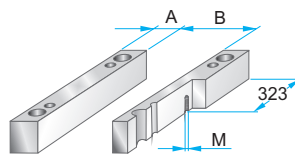


PK 05 – 346 x 646 x	h / material
56	1730
66	2085
76	
86	
96	
116	
136	
156	

**PK 55
PKA 55**

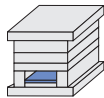


	A	B	M
PK 55	86	174	–
PKA 55	86	174	M10

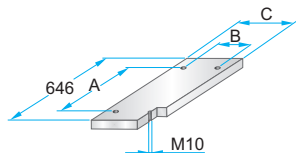


PK 55 – 346 x 646 x	h / material
56	1730
66	2085
76	
86	
96	
116	
136	
156	

**PK 06
PKA 06**

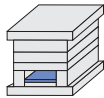


	A	B	C
PK 06	570	190	218
PKA 06	510	180	218

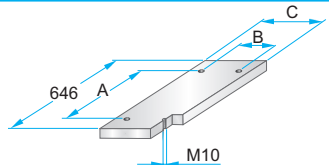


PK 06 – 346 x 646 x	h / material
22	1730
27	2085

**PK 65
PKA 65**

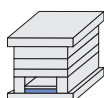


	A	B	C
PK 65	570	142	170
PKA 65	510	134	172

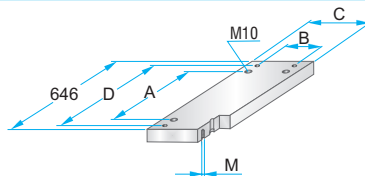


PK 65 – 346 x 646 x	h / material
22	1730
	2085

**PK 07
PKA 07**

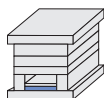


	A	B	C	D	M
PK 07	570	190	218	616	M4
PKA 07	510	180	218	608	M5

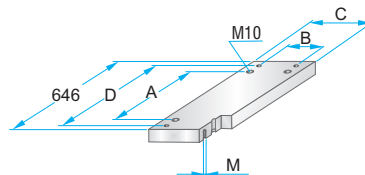


PK 07 – 346 x 646 x	h / material
27	1730
36	2312
	2085

**PK 75
PKA 75**



	A	B	C	D	M
PK 75	570	142	170	616	M4
PKA 75	510	134	172	608	M5

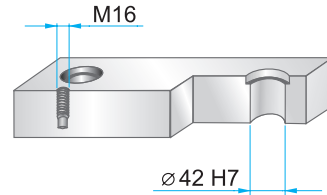
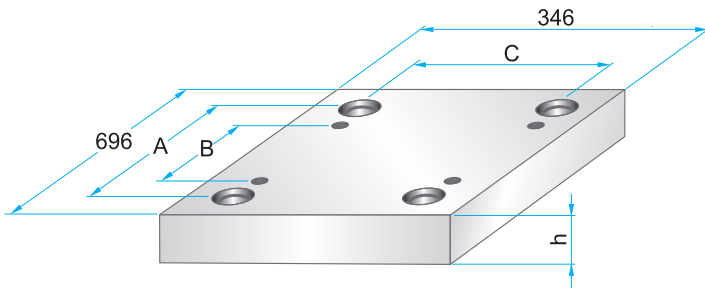


PK 75 – 346 x 646 x	h / material
27	1730
	2312
	2085

Korpus formy

Mold base

346x696



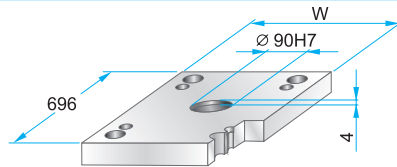
Wymiary i tolerancje – patrz str. 2.9
Dimensions and tolerances – see page 2.9

	A	B	C
PK	624	530	274
PKA	624	530	274

**PK 01
PKA 01**

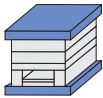


	W
PK 01	446
PKA 01	396

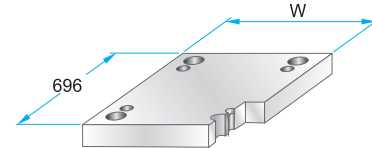


PK 01	– 346 x 646 x	h /	material
PKA 01	– 346 x 646 x	h /	material
		36	1730
		46	2312
			2085

**PK 11
PKA 11**

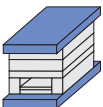


	W
PK 11	446
PKA 11	396

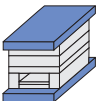


PK 11	– 346 x 646 x	h /	material
PKA 11	– 346 x 646 x	h /	material
		36	1730
		46	2312
			2085

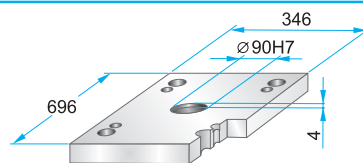
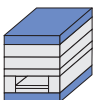
**PK 02
PKA 02**



**PK 12
PKA 12**

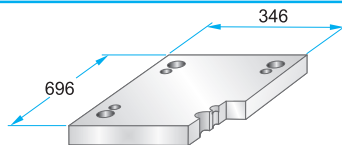


**PK 21
PKA 21**

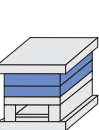


PK 21	– 346 x 646 x	h /	material
PKA 21	– 346 x 646 x	h /	material
		27	1730
		36	2312
		46	2085

**PK 22
PKA 22**



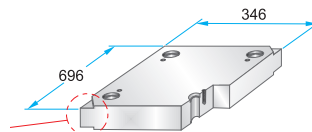
PK 22	– 346 x 646 x	h /	material
PKA 22	– 346 x 646 x	h /	material
		27	1730
		36	2312
		46	2085



**PK 03
PKA 03**

Podcięcia do demontażu
na życzenie – patrz str. 2.10

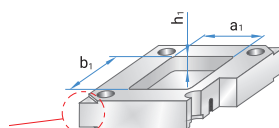
Corner undercuts upon request – see page 2.10



**PK 35
PKA 35**

Podcięcia do demontażu
na życzenie – patrz str. 2.10

Corner undercuts upon request – see page 2.10



PK 03	– 346 x 646 x	h /	material
PKA 03	– 346 x 646 x	h /	material

PK 35	– 346 x 646 x	h /	material
PKA 35	– 346 x 646 x	h /	(a1/b1/h1)

22	1730
27	2083
36	2085
46	2162
56	2311
66	2312
76	2738
86	Toolox33
96	Toolox44
116	2738HH
136	2714HH
156	
176	

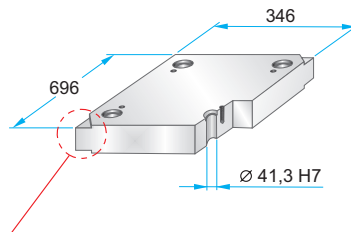
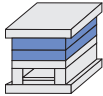
Materiały informacyjne
– patrz str. 1.3
Material information
– see page 1.3

Korpus formy

Mold base

346x696

PK 31

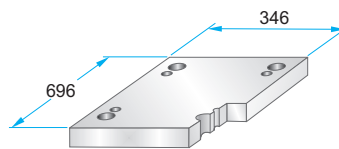
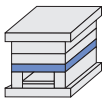


Podcięcia do demontażu na życzenie – patrz str. 2.10
Corner undercuts upon request – see page 2.10

Materiały informacyjne – patrz str. 1.3
Material information – see page 1.3

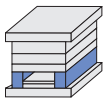
PK 31 – 346 x 696 x	h / material
27	1730
36	2083
46	2085
56	2162
66	2311
76	2312
86	2343
96	2738
116	2767
136	Toolox33
156	Toolox44
	2738HH
	2714HH

**PK 04
PKA 04**

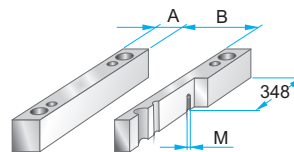


PK 04 – 346 x 696 x	h / material
36	1730
46	2312
56	2085
66	
76	

**PK 05
PKA 05**

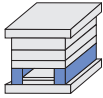


	A	B	M
PK 05	62	222	–
PKA 05	62	222	M10

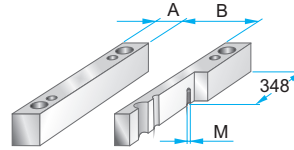


PK 05 – 346 x 696 x	h / material
56	1730
66	2085
76	
86	
96	
116	
136	
156	

**PK 55
PKA 55**

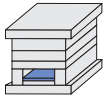


	A	B	M
PK 55	86	174	–
PKA 55	86	174	M10

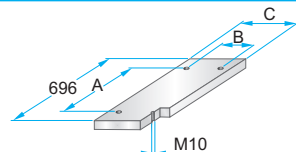


PK 55 – 346 x 696 x	h / material
56	1730
66	2085
76	
86	
96	
116	
136	
156	

**PK 06
PKA 06**

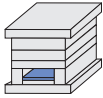


	A	B	C
PK 06	620	190	218
PKA 06	560	180	218

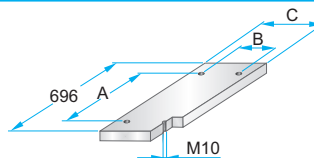


PK 06 – 346 x 696 x	h / material
22	1730
27	2085

**PK 65
PKA 65**

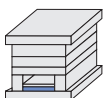


	A	B	C
PK 65	620	142	170
PKA 65	560	134	172

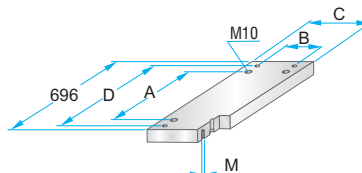


PK 65 – 346 x 696 x	h / material
22	1730
	2085

**PK 07
PKA 07**

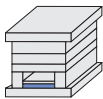


	A	B	C	D	M
PK 07	620	190	218	666	M4
PKA 07	560	180	218	658	M5

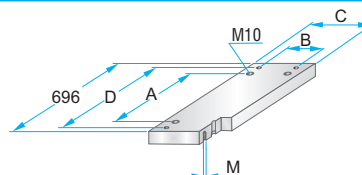


PK 07 – 346 x 696 x	h / material
27	1730
36	2312
	2085

**PK 75
PKA 75**



	A	B	C	D	M
PK 75	620	142	170	666	M4
PKA 75	560	134	172	658	M5

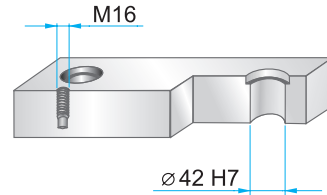
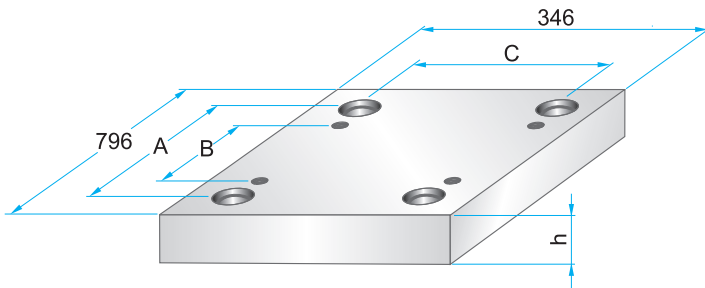


PK 75 – 346 x 696 x	h / material
27	1730
	2312
	2085

Korpus formy

Mold base

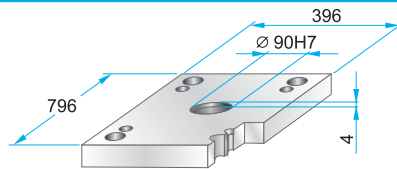
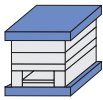
346x796



Wymiary i tolerancje – patrz str. 2.9
Dimensions and tolerances – see page 2.9

	A	B	C
PK	724	630	274
PKA	724	630	274

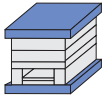
PKA 01



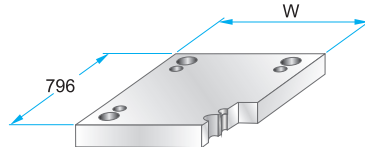
PKA 01 – 346 x 796 x h / material

36	1730
46	2312
	2085

**PK 11
PKA 11**



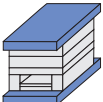
	W
PK 11	446
PKA 11	396



**PK 11 – 346 x 796 x h / material
PKA 11 – 346 x 796 x h / material**

36	1730
46	2312
56	2085

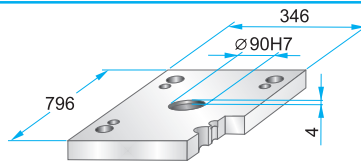
**PK 02
PKA 02**



**PK 12
PKA 12**



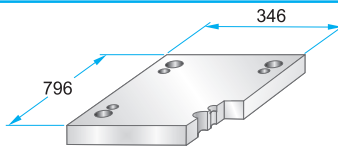
PKA 21



PKA 21 – 346 x 796 x h / material

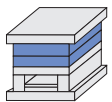
46	1730
	2312
	2085

**PK 22
PKA 22**



**PK 22 – 346 x 796 x h / material
PKA 22 – 346 x 796 x h / material**

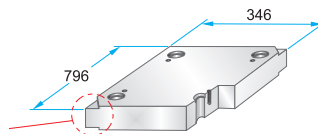
36	1730
46	2312
	2085



**PK 03
PKA 03**

Podcięcia do demontażu
na życzenie – patrz str. 2.10

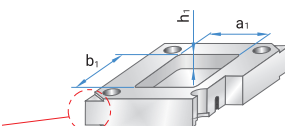
Corner undercuts upon request – see page 2.10



**PK 35
PKA 35**

Podcięcia do demontażu
na życzenie – patrz str. 2.10

Corner undercuts upon request – see page 2.10



**PK 03 – 346 x 796 x h / material
PKA 03 – 346 x 796 x h / material**

**PK 35 – 346 x 796 x h / material
PKA 35 – 346 x 796 x h / (a1/b1/h1)**

22	1730
27	2083
36	2085
46	2162
56	2311
66	2312
76	2738
86	Toolox33
96	Toolox44
116	2738HH
136	2714HH
156	
176	

Materiały informacyjne

– patrz str. 1.3

Material information

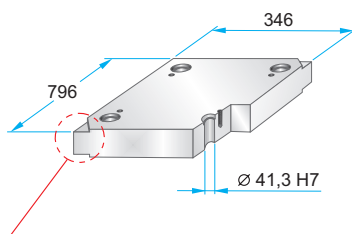
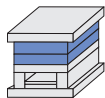
– see page 1.3

Korpus formy

Mold base

346x796

PK 31



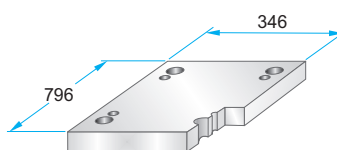
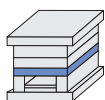
Podcięcia do demontażu na życzenie – patrz str. 2.10
Corner undercuts upon request – see page 2.10

Materiały informacyjne – patrz str. 1.3
Material information – see page 1.3

PK 31 – 346 x 796 x h / material

h	material
27	1730
36	2083
46	2085
56	2162
66	2311
76	2312
86	2343
96	2738
116	2767
136	Toolox33
156	Toolox44
	2738HH
	2714HH

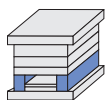
**PK 04
PKA 04**



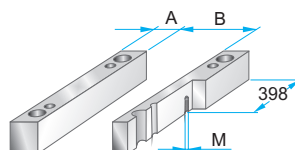
**PK 04 – 346 x 796 x h / material
PKA 04 – 346 x 796 x h / material**

h	material
36	1730
46	2312
56	2085
66	
76	

**PK 05
PKA 05**



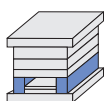
	A	B	M
PK 05	62	222	–
PKA 05	62	222	M10



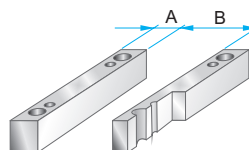
**PK 05 – 346 x 796 x h / material
PKA 05 – 346 x 796 x h / material**

h	material
56	1730
66	2085
76	
86	
96	
116	
136	
156	

PK 55



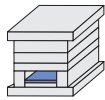
	A	B
PK 55	86	174



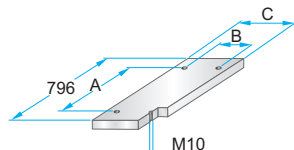
PK 55 – 346 x 796 x h / material

h	material
86	1730
96	2085
116	
136	
156	

**PK 06
PKA 06**



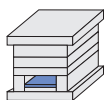
	A	B	C
PK 06	714	186	218
PKA 06	660	180	218



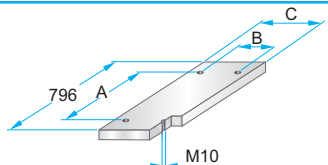
**PK 06 – 346 x 796 x h / material
PKA 06 – 346 x 796 x h / material**

h	material
22	1730
27	2085

PK 65



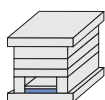
	A	B	C
PK 65	714	138	170



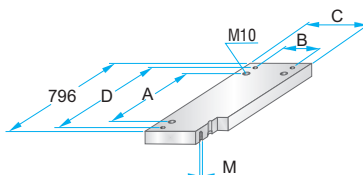
PK 65 – 346 x 796 x h / material

h	material
22	1730
	2085

**PK 07
PKA 07**



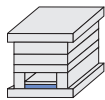
	A	B	C	D	M
PK 07	714	186	218	–	–
PKA 07	660	180	218	758	M5



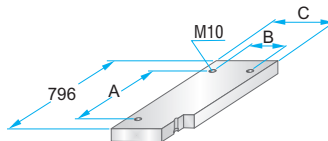
**PK 07 – 346 x 796 x h / material
PKA 07 – 346 x 796 x h / material**

h	material
27	1730
36	2312
	2085

PK 75



	A	B	C
PK 75	714	138	170



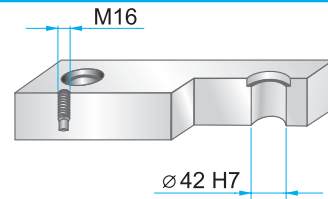
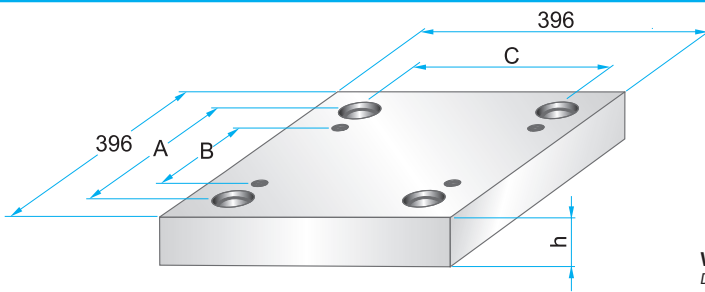
PK 75 – 346 x 796 x h / material

h	material
27	1730
	2312
	2085

Korpus formy

Mold base

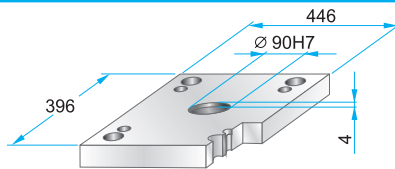
396x396



Wymiary i tolerancje – patrz str. 2.9
Dimensions and tolerances – see page 2.9

	A	B	C
PK	324	230	324
PKA	324	230	324

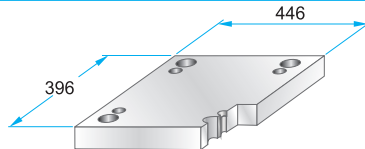
**PK 01
PKA 01**



PK 01 – 396 x 396 x h / material
PKA 01 – 396 x 396 x h / material

27	1730
36	2312
46	2085

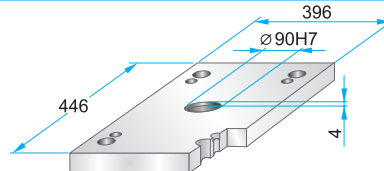
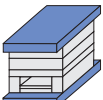
**PK 11
PKA 11**



PK 11 – 396 x 396 x h / material
PKA 11 – 396 x 396 x h / material

27	1730
36	2312
46	2085

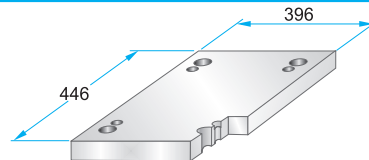
**PK 02
PKA 02**



PK 02 – 396 x 396 x h / material
PKA 02 – 396 x 396 x h / material

27	1730
36	2312
46	2085

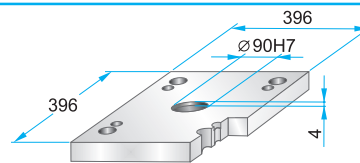
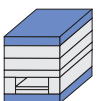
**PK 12
PKA 12**



PK 12 – 396 x 396 x h / material
PKA 12 – 396 x 396 x h / material

27	1730
36	2312
46	2085

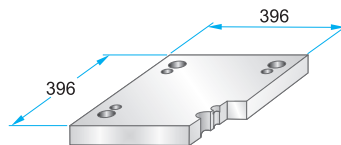
**PK 21
PKA 21**



PK 21 – 396 x 396 x h / material
PKA 21 – 396 x 396 x h / material

22	1730
27	2312
36	2085
46	

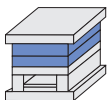
**PK 22
PKA 22**



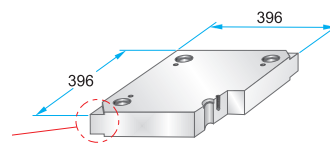
PK 22 – 396 x 396 x h / material
PKA 22 – 396 x 396 x h / material

22	1730
27	2312
36	2085
46	

**PK 03
PKA 03**



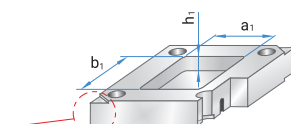
Podcięcia do demontażu
na życzenie – patrz str. 2.10
Corner undercuts upon request – see page 2.10



PK 03 – 396 x 396 x h / material
PKA 03 – 396 x 396 x h / material

**PK 35
PKA 35**

Podcięcia do demontażu
na życzenie – patrz str. 2.10
Corner undercuts upon request – see page 2.10



PK 35 – 396 x 396 x h / material
PKA 35 – 396 x 396 x h / (a1/b1/h1)

Materiały informacyjne
– patrz str. 1.3
Material information
– see page 1.3

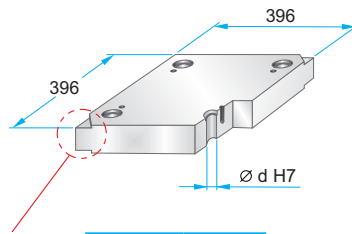
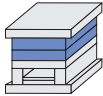
22	1730
27	2083
36	2085
46	2162
56	2311
66	2312
76	2738
86	Toolox33
96	Toolox44
116	2738HH
136	2714HH
156	
176	

Korpus formy

Mold base

396x396

**PK 31
PKA 31**



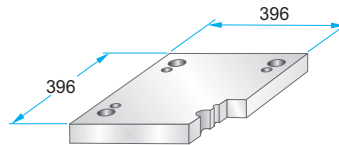
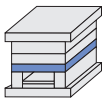
Podcięcia do demontażu na życzenie – patrz str. 2.10
Corner undercuts upon request – see page 2.10

	d
PK 31	41,3
PKA 31	41,4

Materiały informacyjne – patrz str. 1.3
Material information – see page 1.3

PK 31 – 396 x 396 x h	h	material
PKA 31 – 396 x 396 x h	h	
	22	1730
	27	2083
	36	2085
	46	2162
	56	2311
	66	2312
	76	2343
	86	2738
	96	2767
	116	Toolox33
	136	Toolox44
	156	2738HH 2714HH

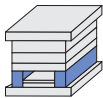
**PK 04
PKA 04**



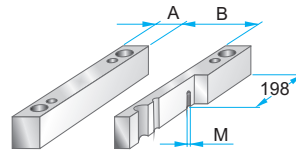
PK 04 – 396 x 396 x h / material
PKA 04 – 396 x 396 x h / material

h	27	1730
h	36	2312
h	46	2085
h	56	
h	66	
h	76	
h	86	

**PK 05
PKA 05**



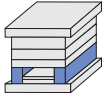
	A	B	M
PK 05	62	272	–
PKA 05	62	272	M10



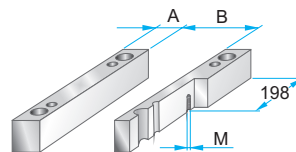
PK 05 – 396 x 396 x h / material
PKA 05 – 396 x 396 x h / material

h	56	1730
h	66	2085
h	76	
h	86	
h	96	
h	116	
h	136	

**PK 55
PKA 55**



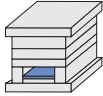
	A	B	M
PK 55	86	224	–
PKA 55	86	224	M10



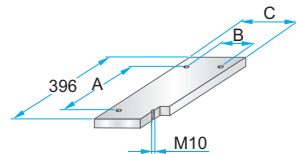
PK 55 – 396 x 396 x h / material
PKA 55 – 396 x 396 x h / material

h	56	1730
h	66	2085
h	76	
h	86	
h	96	
h	116	
h	136	

**PK 06
PKA 06**



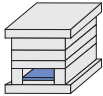
	A	B	C
PK 06	314	236	268
PKA 06	260	230	268



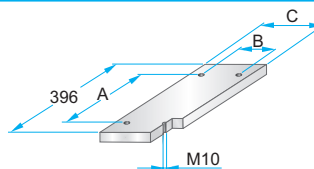
PK 06 – 396 x 396 x h / material
PKA 06 – 396 x 396 x h / material

h	17	1730
h		2085

**PK 65
PKA 65**



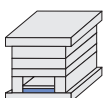
	A	B	C
PK 65	314	188	220
PKA 65	260	180	218



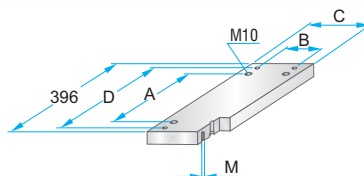
PK 65 – 396 x 396 x h / material
PKA 65 – 396 x 396 x h / material

h	17	1730
h		2085

**PK 07
PKA 07**



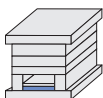
	A	B	C	D	M
PK 07	314	236	268	364	M4
PKA 07	260	230	268	358	M5



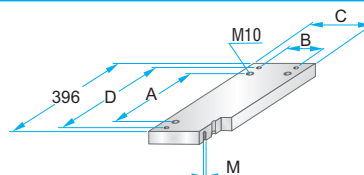
PK 07 – 396 x 396 x h / material
PKA 07 – 396 x 396 x h / material

h	22	1730
h		2312
h		2085

**PK 75
PKA 75**



	A	B	C	D	M
PK 75	314	188	220	364	M4
PKA 75	260	180	218	358	M5



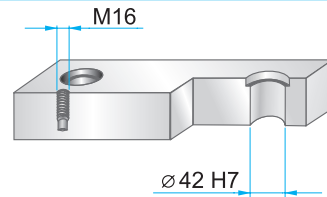
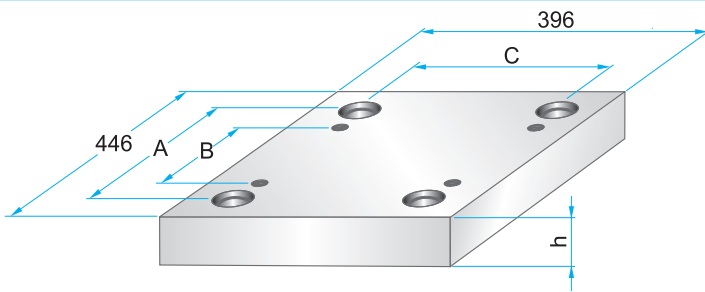
PK 75 – 396 x 396 x h / material
PKA 75 – 396 x 396 x h / material

h	22	1730
h		2312
h		2085

Korpus formy

Mold base

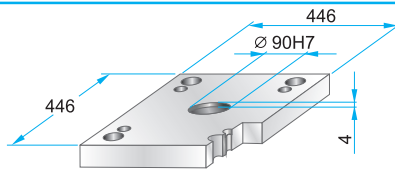
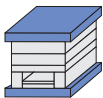
396x446



Wymiary i tolerancje – patrz str. 2.9
Dimensions and tolerances – see page 2.9

	A	B	C
PK	374	280	324
PKA	374	280	324

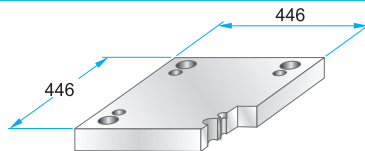
**PK 01
PKA 01**



PK 01 – 396 x 446 x h / material
PKA 01 – 396 x 446 x h / material

27	1730
36	2312
46	2085

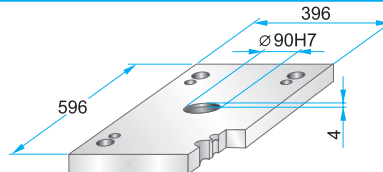
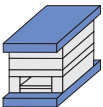
**PK 11
PKA 11**



PK 11 – 396 x 446 x h / material
PKA 11 – 396 x 446 x h / material

27	1730
36	2312
46	2085

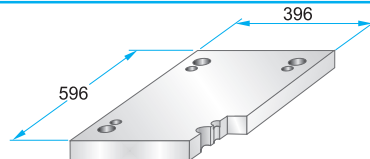
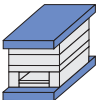
**PK 02
PKA 02**



PK 02 – 396 x 446 x h / material
PKA 02 – 396 x 446 x h / material

27	1730
36	2312
46	2085

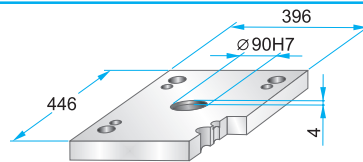
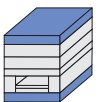
**PK 12
PKA 12**



PK 12 – 396 x 446 x h / material
PKA 12 – 396 x 446 x h / material

27	1730
36	2312
46	2085

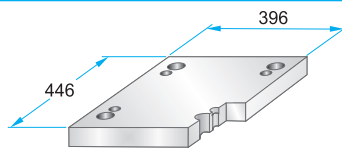
**PK 21
PKA 21**



PK 21 – 396 x 446 x h / material
PKA 21 – 396 x 446 x h / material

27	1730
36	2312
46	2085

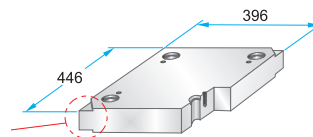
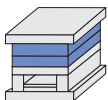
**PK 22
PKA 22**



PK 22 – 396 x 446 x h / material
PKA 22 – 396 x 446 x h / material

27	1730
36	2312
46	2085

**PK 03
PKA 03**



Podcięcia do demontażu
na życzenie – patrz str. 2.10

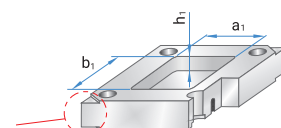
Corner undercuts upon request – see page 2.10

PK 03 – 396 x 446 x h / material
PKA 03 – 396 x 446 x h / material

PK 35 – 396 x 446 x h / material
PKA 35 – 396 x 446 x h / (a1/b1/h1)

22	1730
27	2083
36	2085
46	2162
56	2311
66	2312
76	2738
86	Toolox33
96	Toolox44
116	2738HH
136	2714HH
156	
176	

**PK 35
PKA 35**



Podcięcia do demontażu
na życzenie – patrz str. 2.10

Corner undercuts upon request – see page 2.10

Materiały informacyjne
– patrz str. 1.3

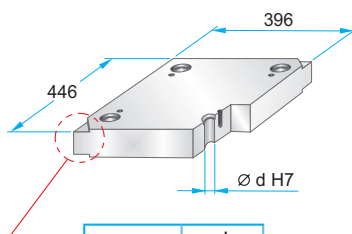
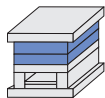
Material information
– see page 1.3

Korpus formy

Mold base

396x446

**PK 31
PKA 31**



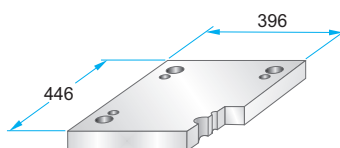
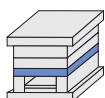
Podcięcia do demontażu na życzenie – patrz str. 2.10
Corner undercuts upon request – see page 2.10

	d
PK 31	41,3
PKA 31	41,4

Materiały informacyjne – patrz str. 1.3
Material information – see page 1.3

PK 31 – 396 x 446 x	h	/	material
PKA 31 – 396 x 446 x	h	/	
	22	/	1730
	27	/	2083
	36	/	2085
	46	/	2162
	56	/	2311
	66	/	2312
	76	/	2343
	86	/	2738
	96	/	2767
	116	/	Toolox33
	136	/	Toolox44
	156	/	2738HH 2714HH

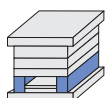
**PK 04
PKA 04**



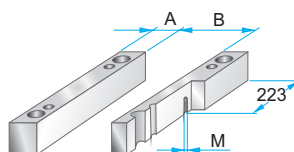
PK 04 – 396 x 446 x **h / material**
PKA 04 – 396 x 446 x **h /**

	27	/	1730
	36	/	2312
	46	/	2085
	56	/	
	66	/	
	76	/	
	86	/	
	96	/	

**PK 05
PKA 05**



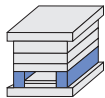
	A	B	M
PK 05	62	272	–
PKA 05	62	272	M10



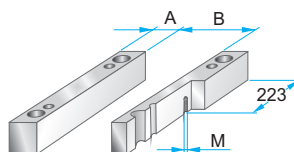
PK 05 – 396 x 446 x **h / material**
PKA 05 – 396 x 446 x **h /**

	56	/	1730
	66	/	2085
	76	/	
	86	/	
	96	/	
	116	/	
	136	/	

**PK 55
PKA 55**



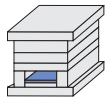
	A	B	M
PK 55	86	224	–
PKA 55	86	224	M10



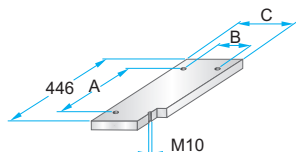
PK 55 – 396 x 446 x **h / material**
PKA 55 – 396 x 446 x **h /**

	56	/	1730
	66	/	2085
	76	/	
	86	/	
	96	/	
	116	/	
	136	/	

**PK 06
PKA 06**



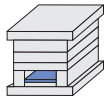
	A	B	C
PK 06	364	240	268
PKA 06	310	230	268



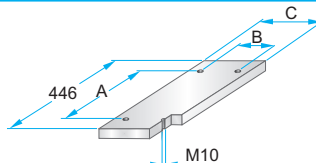
PK 06 – 396 x 446 x **h / material**
PKA 06 – 396 x 446 x **h /**

	17	/	1730
		/	2085

**PK 65
PKA 65**



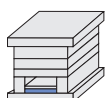
	A	B	C
PK 65	364	192	220
PKA 65	310	180	218



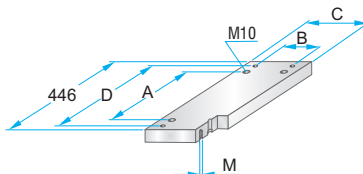
PK 65 – 396 x 446 x **h / material**
PKA 65 – 396 x 446 x **h /**

	17	/	1730
		/	2085

**PK 07
PKA 07**



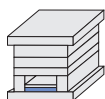
	A	B	C	D	M
PK 07	364	240	268	414	M4
PKA 07	310	230	268	408	M5



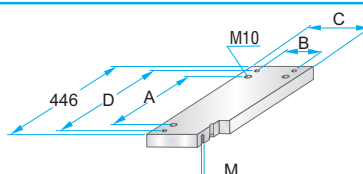
PK 07 – 396 x 446 x **h / material**
PKA 07 – 396 x 446 x **h /**

	22	/	1730
	27	/	2312
		/	2085

**PK 75
PKA 75**



	A	B	C	D	M
PK 75	364	192	220	414	M4
PKA 75	310	180	218	408	M5



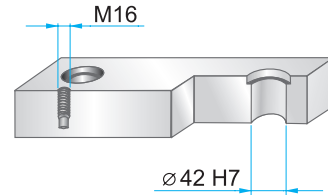
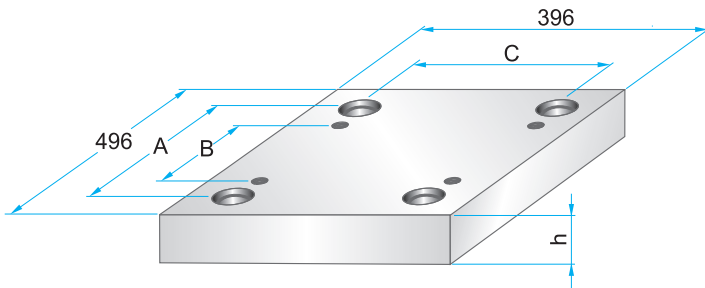
PK 75 – 396 x 446 x **h / material**
PKA 75 – 396 x 446 x **h /**

	22	/	1730
	27	/	2312
		/	2085

Korpus formy

Mold base

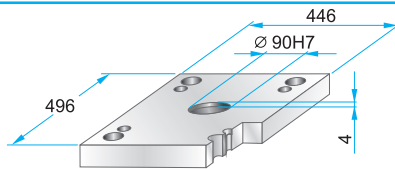
396x496



Wymiary i tolerancje – patrz str. 2.9
Dimensions and tolerances – see page 2.9

	A	B	C
PK	424	330	324
PKA	424	330	324

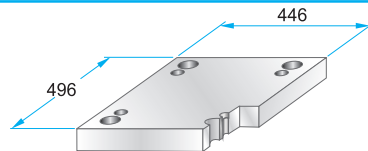
**PK 01
PKA 01**



PK 01 – 396 x 496 x h / material
PKA 01 – 396 x 496 x h / material

36	1730
46	2312
	2085

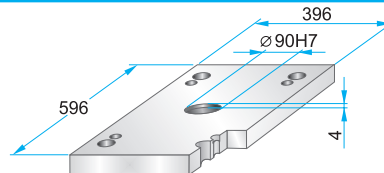
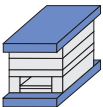
**PK 11
PKA 11**



PK 11 – 396 x 496 x h / material
PKA 11 – 396 x 496 x h / material

36	1730
46	2312
	2085

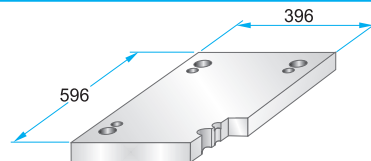
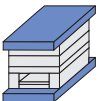
**PK 02
PKA 02**



PK 02 – 396 x 496 x h / material
PKA 02 – 396 x 496 x h / material

36	1730
46	2312
	2085

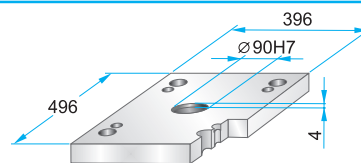
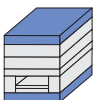
**PK 12
PKA 12**



PK 12 – 396 x 496 x h / material
PKA 12 – 396 x 496 x h / material

36	1730
46	2312
	2085

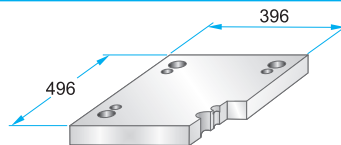
**PK 21
PKA 21**



PK 21 – 396 x 496 x h / material
PKA 21 – 396 x 496 x h / material

27	1730
36	2312
46	2085

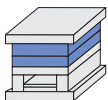
**PK 22
PKA 22**



PK 22 – 396 x 496 x h / material
PKA 22 – 396 x 496 x h / material

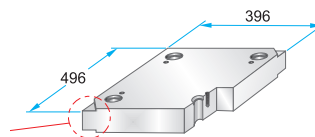
27	1730
36	2312
46	2085

**PK 03
PKA 03**



Podcięcia do demontażu
na życzenie – patrz str. 2.10

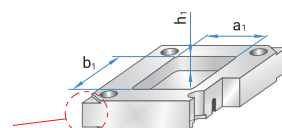
Corner undercuts upon request – see page 2.10



**PK 35
PKA 35**

Podcięcia do demontażu
na życzenie – patrz str. 2.10

Corner undercuts upon request – see page 2.10



PK 03 – 396 x 496 x h / material
PKA 03 – 396 x 496 x h / material

PK 35 – 396 x 496 x h / material
PKA 35 – 396 x 496 x h / (a1/b1/h1)

22	1730
27	2083
36	2085
46	2162
56	2311
66	2312
76	2738
86	Toolox33
96	Toolox44
116	2738HH
136	2714HH
156	
176	

Materiały informacyjne

– patrz str. 1.3

Material information

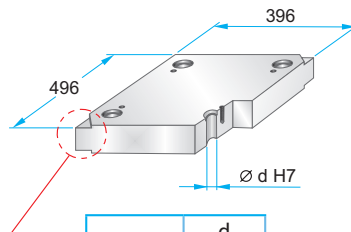
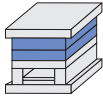
– see page 1.3

Korpus formy

Mold base

396x496

**PK 31
PKA 31**



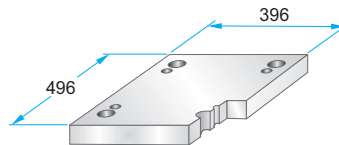
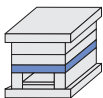
Podcięcia do demontażu na życzenie – patrz str. 2.10
Corner undercuts upon request – see page 2.10

	d
PK 31	41,3
PKA 31	41,4

Materiały informacyjne – patrz str. 1.3
Material information – see page 1.3

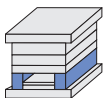
PK 31 – 396 x 496 x	h	/	material
PKA 31 – 396 x 496 x	h	/	
	22		1730
	27		2083
	36		2085
	46		2162
	56		2311
	66		2312
	76		2343
	86		2738
	96		2767
	116		Toolox33
	136		Toolox44
	156		2738HH 2714HH

**PK 04
PKA 04**

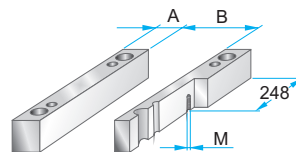


PK 04 – 396 x 496 x	h	/	material
PKA 04 – 396 x 496 x	h	/	
	36		1730
	46		2312
	56		2085
	66		
	76		
	86		
	96		

**PK 05
PKA 05**

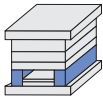


	A	B	M
PK 05	62	272	–
PKA 05	62	272	M10

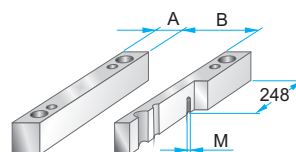


PK 05 – 396 x 496 x	h	/	material
PKA 05 – 396 x 496 x	h	/	
	56		1730
	66		2085
	76		
	86		
	96		
	116		
	136		
	156		

**PK 55
PKA 55**

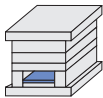


	A	B	M
PK 55	86	224	–
PKA 55	86	224	M10

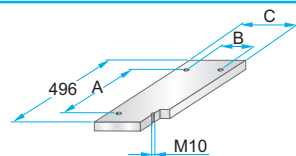


PK 55 – 396 x 496 x	h	/	material
PKA 55 – 396 x 496 x	h	/	
	56		1730
	66		2085
	76		
	86		
	96		
	116		
	136		
	156		

**PK 06
PKA 06**

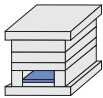


	A	B	C
PK 06	414	240	268
PKA 06	360	230	268

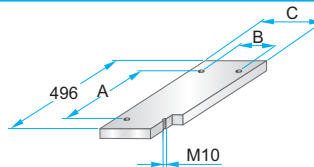


PK 06 – 396 x 496 x	h	/	material
PKA 06 – 396 x 496 x	h	/	
	22		1730 2085

**PK 65
PKA 65**

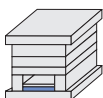


	A	B	C
PK 65	414	192	220
PKA 65	360	180	218

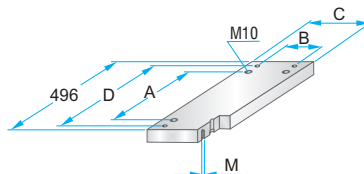


PK 65 – 396 x 496 x	h	/	material
PKA 65 – 396 x 496 x	h	/	
	22		1730 2085

**PK 07
PKA 07**

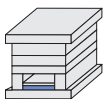


	A	B	C	D	M
PK 07	414	240	268	460	M4
PKA 07	360	230	268	458	M5

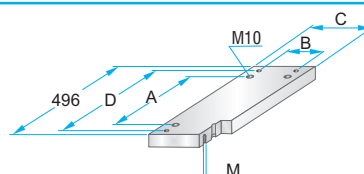


PK 07 – 396 x 496 x	h	/	material
PKA 07 – 396 x 496 x	h	/	
	27		1730 2312 2085

**PK 75
PKA 75**



	A	B	C	D	M
PK 75	414	192	220	460	M4
PKA 75	360	180	218	458	M5

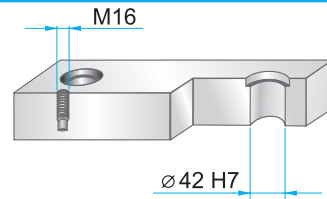
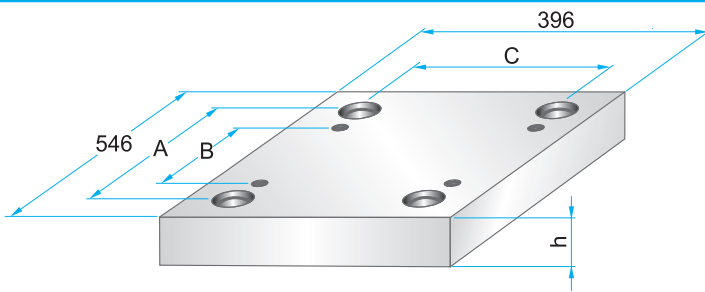


PK 75 – 396 x 496 x	h	/	material
PKA 75 – 396 x 496 x	h	/	
	27		1730 2312 2085

Korpus formy

Mold base

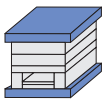
396x546



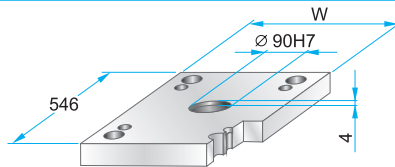
Wymiary i tolerancje – patrz str. 2.9
Dimensions and tolerances – see page 2.9

	A	B	C
PK	466	380	324
PKA	474	380	324

**PK 01
PKA 01**



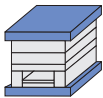
	W
PK 01	496
PKA 01	446



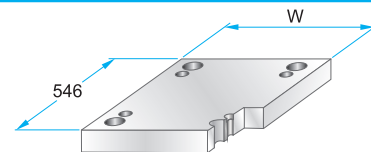
PK 01 – 396 x 546 x h / material
PKA 01 – 396 x 546 x h / material

36	1730
46	2312
	2085

**PK 11
PKA 11**



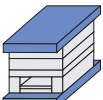
	W
PK 11	496
PKA 11	446



PK 11 – 396 x 546 x h / material
PKA 11 – 396 x 546 x h / material

36	1730
46	2312
	2085

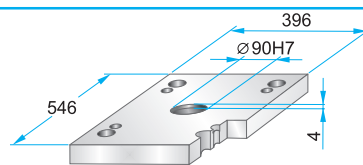
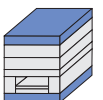
**PK 02
PKA 02**



**PK 12
PKA 12**



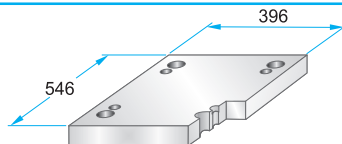
**PK 21
PKA 21**



PK 21 – 396 x 546 x h / material
PKA 21 – 396 x 546 x h / material

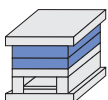
27	1730
36	2312
46	2085

**PK 22
PKA 22**



PK 22 – 396 x 546 x h / material
PKA 22 – 396 x 546 x h / material

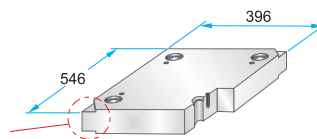
27	1730
36	2312
46	2085



**PK 03
PKA 03**

**Podcięcia do demontażu
na życzenie – patrz str. 2.10**

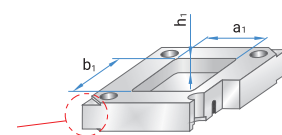
Corner undercuts upon request – see page 2.10



**PK 35
PKA 35**

**Podcięcia do demontażu
na życzenie – patrz str. 2.10**

Corner undercuts upon request – see page 2.10



PK 03 – 396 x 546 x h / material
PKA 03 – 396 x 546 x h / material

PK 35 – 396 x 546 x h / material
PKA 35 – 396 x 546 x h / (a1/b1/h1)

22	1730
27	2083
36	2085
46	2162
56	2311
66	2312
76	2738
86	Toolox33
96	Toolox44
116	2738HH
136	2714HH
156	
176	

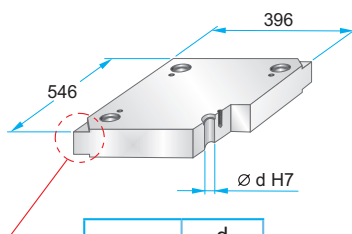
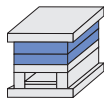
Materiały informacyjne
– patrz str. 1.3
Material information
– see page 1.3

Korpus formy

Mold base

396x546

**PK 31
PKA 31**



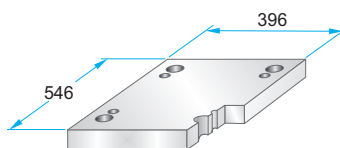
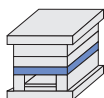
Podcięcia do demontażu na życzenie – patrz str. 2.10
Corner undercuts upon request – see page 2.10

	d
PK 31	41,3
PKA 31	41,4

Materiały informacyjne – patrz str. 1.3
Material information – see page 1.3

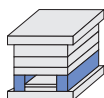
PK 31 – 396 x 546 x	h	/	material
PKA 31 – 396 x 546 x	h	/	
	27	/	1730
	36	/	2083
	46	/	2085
	56	/	2162
	66	/	2311
	76	/	2312
	86	/	2343
	96	/	2738
	116	/	2767
	136	/	Toolox33
	156	/	Toolox44
			2738HH
			2714HH

**PK 04
PKA 04**

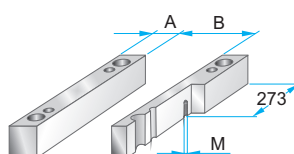


PK 04 – 396 x 546 x	h	/	material
PKA 04 – 396 x 546 x	h	/	
	36	/	1730
	46	/	2312
	56	/	2085
	66	/	
	76	/	
	86	/	
	96	/	

**PK 05
PKA 05**

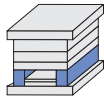


	A	B	M
PK 05	62	272	–
PKA 05	62	272	M10

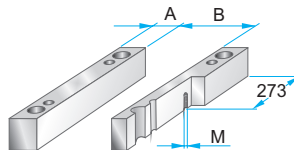


PK 05 – 396 x 546 x	h	/	material
PKA 05 – 396 x 546 x	h	/	
	56	/	1730
	66	/	2085
	76	/	
	86	/	
	96	/	
	116	/	
	136	/	
	156	/	

**PK 55
PKA 55**

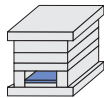


	A	B	M
PK 55	86	224	–
PKA 55	86	224	M10

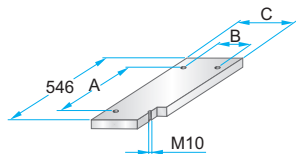


PK 55 – 396 x 546 x	h	/	material
PKA 55 – 396 x 546 x	h	/	
	56	/	1730
	66	/	2085
	76	/	
	86	/	
	96	/	
	116	/	
	136	/	
	156	/	

**PK 06
PKA 06**

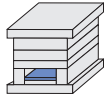


	A	B	C
PK 06	464	240	268
PKA 06	410	230	268

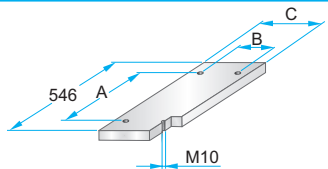


PK 06 – 396 x 546 x	h	/	material
PKA 06 – 396 x 546 x	h	/	
	17	/	1730
	22	/	2085

**PK 65
PKA 65**

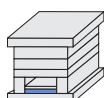


	A	B	C
PK 65	464	192	220
PKA 65	410	180	218

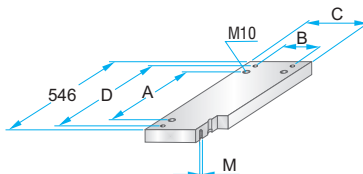


PK 65 – 396 x 546 x	h	/	material
PKA 65 – 396 x 546 x	h	/	
	17	/	1730
	22	/	2085

**PK 07
PKA 07**

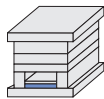


	A	B	C	D	M
PK 07	464	240	268	510	M4
PKA 07	410	230	268	508	M5

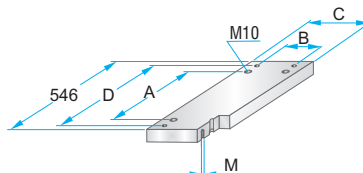


PK 07 – 396 x 546 x	h	/	material
PKA 07 – 396 x 546 x	h	/	
	27	/	1730
		/	2312
		/	2085

**PK 75
PKA 75**



	A	B	C	D	M
PK 75	464	192	220	510	M4
PKA 75	410	180	218	508	M5

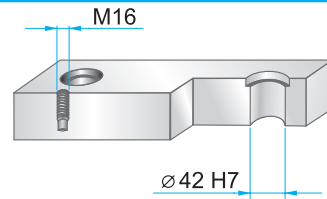
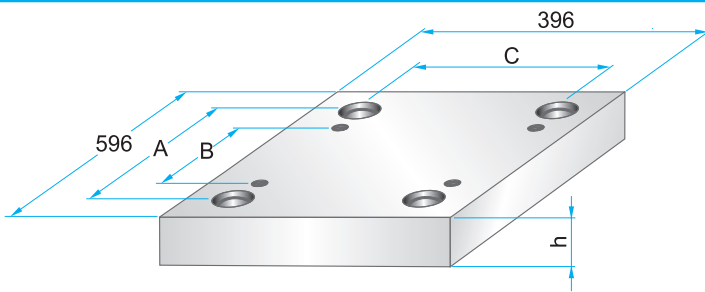


PK 75 – 396 x 546 x	h	/	material
PKA 75 – 396 x 546 x	h	/	
	27	/	1730
		/	2312
		/	2085

Korpus formy

Mold base

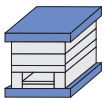
396x596



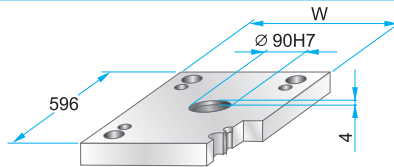
Wymiary i tolerancje – patrz str. 2.9
Dimensions and tolerances – see page 2.9

	A	B	C
PK	524	430	324
PKA	524	430	324

**PK 01
PKA 01**



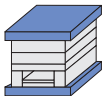
	W
PK 01	496
PKA 01	446



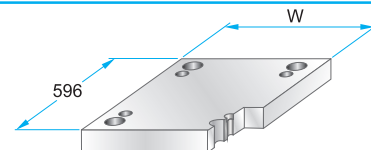
PK 01 – 396 x 596 x h / material

PKA 01 – 396 x 596 x h /	material
36	1730
46	2312
	2085

**PK 11
PKA 11**



	W
PK 11	496
PKA 11	446

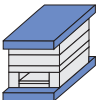


PK 11 – 396 x 596 x h / material

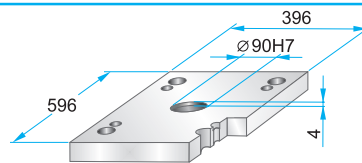
PKA 11 – 396 x 596 x h /	material
36	1730
46	2312
	2085

**PK 02
PKA 02**

**PK 12
PKA 12**



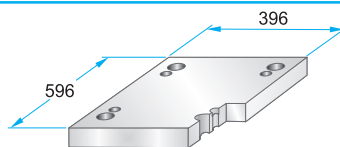
**PK 21
PKA 21**



PK 21 – 396 x 596 x h / material

PKA 21 – 396 x 596 x h /	material
27	1730
36	2312
46	2085

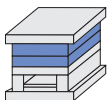
**PK 22
PKA 22**



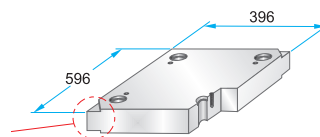
PK 22 – 396 x 596 x h / material

PKA 22 – 396 x 596 x h /	material
27	1730
36	2312
46	2085

**PK 03
PKA 03**



Podcięcia do demontażu
na życzenie – patrz str. 2.10
Corner undercuts upon request – see page 2.10

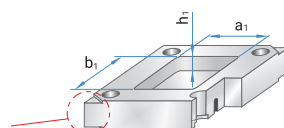


PK 03 – 396 x 596 x h / material

PKA 03 – 396 x 596 x h /	material
PK 35 – 396 x 596 x h /	material
PKA 35 – 396 x 596 x h /	(a ₁ /b ₁ /h ₁)

**PK 35
PKA 35**

Podcięcia do demontażu
na życzenie – patrz str. 2.10
Corner undercuts upon request – see page 2.10



Materiały informacyjne

– patrz str. 1.3
Material information
– see page 1.3

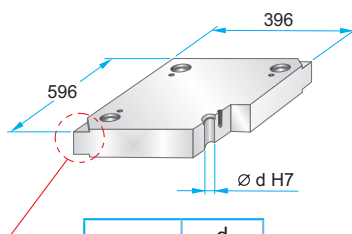
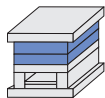
22	1730
27	2083
36	2085
46	2162
56	2311
66	2312
76	2738
86	Toolox33
96	Toolox44
116	2738HH
136	2714HH
156	
176	

Korpus formy

Mold base

396x596

**PK 31
PKA 31**



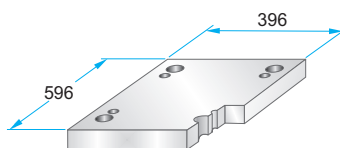
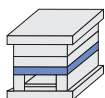
Podcięcia do demontażu na życzenie – patrz str. 2.10
Corner undercuts upon request – see page 2.10

	d
PK 31	41,3
PKA 31	41,4

Materiały informacyjne – patrz str. 1.3
Material information – see page 1.3

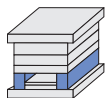
PK 31 – 396 x 596 x h	h	material
PKA 31 – 396 x 596 x h	h	
	27	1730
	36	2083
	46	2085
	56	2162
	66	2311
	76	2312
	86	2343
	96	2738
	116	2767
	136	Toolox33
	156	Toolox44
		2738HH
		2714HH

**PK 04
PKA 04**

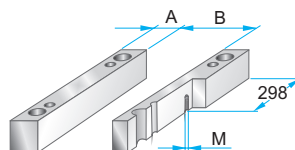


PK 04 – 396 x 596 x h	h	material
PKA 04 – 396 x 596 x h	h	
	36	1730
	46	2312
	56	2085
	66	
	76	
	86	

**PK 05
PKA 05**

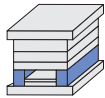


	A	B	M
PK 05	62	272	–
PKA 05	62	272	M10

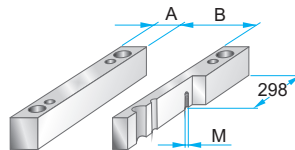


PK 05 – 396 x 596 x h	h	material
PKA 05 – 396 x 596 x h	h	
	56	1730
	66	2085
	76	
	86	
	96	
	116	
	136	
	156	

**PK 55
PKA 55**

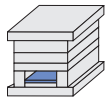


	A	B	M
PK 55	86	224	–
PKA 55	86	224	M10

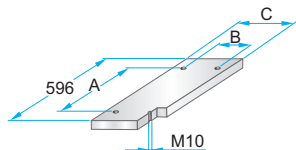


PK 55 – 396 x 596 x h	h	material
PKA 55 – 396 x 596 x h	h	
	56	1730
	66	2085
	76	
	86	
	96	
	116	
	136	
	156	

**PK 06
PKA 06**

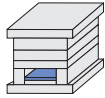


	A	B	C
PK 06	514	240	268
PKA 06	460	230	268

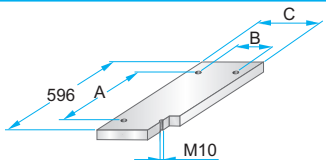


PK 06 – 396 x 596 x h	h	material
PKA 06 – 396 x 596 x h	h	
	22	1730
		2085

**PK 65
PKA 65**

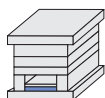


	A	B	C
PK 65	514	192	220
PKA 65	460	180	218

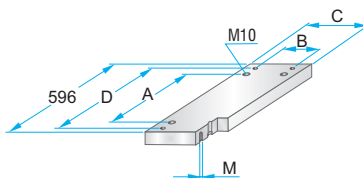


PK 65 – 396 x 596 x h	h	material
PKA 65 – 396 x 596 x h	h	
	22	1730
		2085

**PK 07
PKA 07**

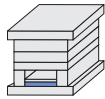


	A	B	C	D	M
PK 07	514	240	268	560	M4
PKA 07	460	230	268	558	M5

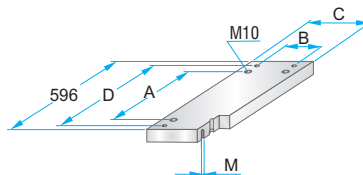


PK 07 – 396 x 596 x h	h	material
PKA 07 – 396 x 596 x h	h	
	27	1730
		2312
		2085

**PK 75
PKA 75**



	A	B	C	D	M
PK 75	514	192	220	560	M4
PKA 75	460	180	218	558	M5

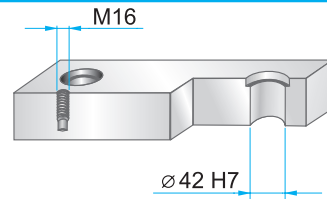
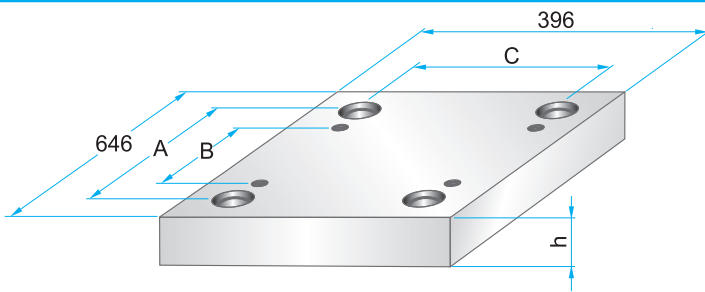


PK 75 – 396 x 596 x h	h	material
PKA 75 – 396 x 596 x h	h	
	27	1730
		2312
		2085

Korpus formy

Mold base

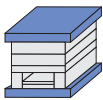
396x646



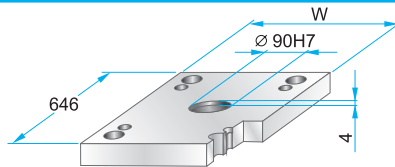
Wymiary i tolerancje – patrz str. 2.9
Dimensions and tolerances – see page 2.9

	A	B	C
PK	574	480	324
PKA	574	480	324

**PK 01
PKA 01**



	W
PK 01	496
PKA 01	446



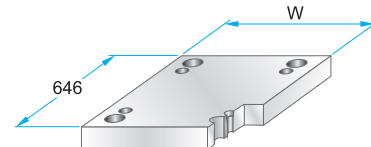
PK 01 – 396 x 646 x h / material
PKA 01 – 396 x 646 x h / material

36	1730
46	2312
56	2085

**PK 11
PKA 11**



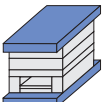
	W
PK 11	496
PKA 11	446



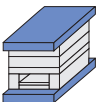
PK 11 – 396 x 646 x h / material
PKA 11 – 396 x 646 x h / material

36	1730
46	2312
56	2085

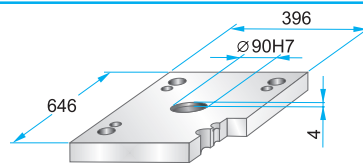
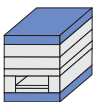
**PK 02
PKA 02**



**PK 12
PKA 12**



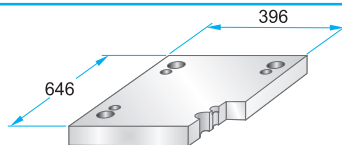
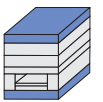
**PK 21
PKA 21**



PK 21 – 396 x 646 x h / material
PKA 21 – 396 x 646 x h / material

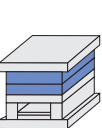
36	1730
46	2312
	2085

**PK 22
PKA 22**



PK 22 – 396 x 646 x h / material
PKA 22 – 396 x 646 x h / material

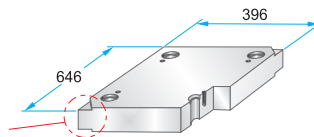
36	1730
46	2312
	2085



**PK 03
PKA 03**

**Podcięcia do demontażu
na życzenie – patrz str. 2.10**

Corner undercuts upon request – see page 2.10



PK 03 – 396 x 646 x h / material
PKA 03 – 396 x 646 x h / material

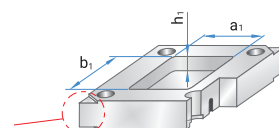
PK 35 – 296 x 396 x h / material
PKA 35 – 296 x 396 x h / (a1/b1/h1)

22	1730
27	2083
36	2085
46	2162
56	2311
66	2312
76	2738
86	Toolox33
96	Toolox44
116	2738HH
136	2714HH
156	
176	

**PK 35
PKA 35**

**Podcięcia do demontażu
na życzenie – patrz str. 2.10**

Corner undercuts upon request – see page 2.10



Materiały informacyjne

– patrz str. 1.3

Material information

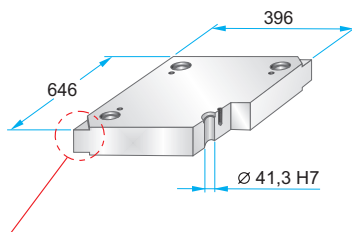
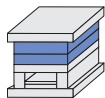
– see page 1.3

Korpus formy

Mold base

396x646

**PK 31
PKA 31**



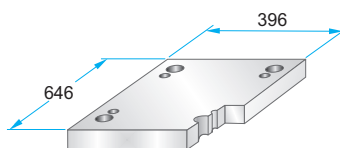
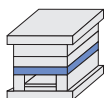
PK 31 – 396 x 646 x h / material
PKA 31 – 396 x 646 x h / material

h	material
36	1730
46	2083
56	2085
66	2162
76	2311
86	2312
96	2343
116	2738
136	2767
156	Toolox33
176	Toolox44
	2738HH
	2714HH

Podcięcia do demontażu na życzenie – patrz str. 2.10
Corner undercuts upon request – see page 2.10

Materiały informacyjne – patrz str. 1.3
Material information – see page 1.3

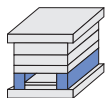
**PK 04
PKA 04**



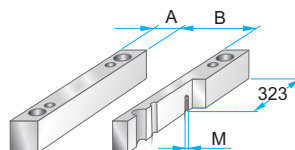
PK 04 – 396 x 646 x h / material
PKA 04 – 396 x 646 x h / material

h	material
36	1730
46	2312
56	2085

**PK 05
PKA 05**



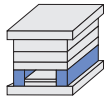
	A	B	M
PK 05	62	272	–
PKA 05	62	272	M10



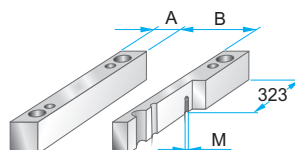
PK 05 – 396 x 646 x h / material
PKA 05 – 396 x 646 x h / material

h	material
76	1730
86	2085
96	
116	
136	
156	

**PK 55
PKA 55**



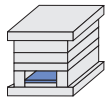
	A	B	M
PK 55	86	224	–
PKA 55	86	224	M10



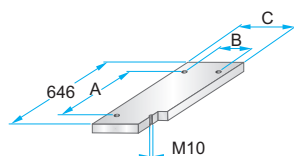
PK 55 – 396 x 646 x h / material
PKA 55 – 396 x 646 x h / material

h	material
76	1730
86	2085
96	
116	
136	
156	

**PK 06
PKA 06**



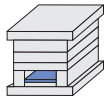
	A	B	C
PK 06	564	240	268
PKA 06	510	230	268



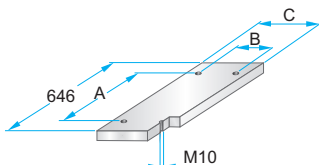
PK 06 – 396 x 646 x h / material
PKA 06 – 396 x 646 x h / material

h	material
27	1730
	2085

**PK 65
PKA 65**



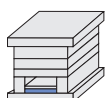
	A	B	C
PK 65	564	192	220
PKA 65	510	180	218



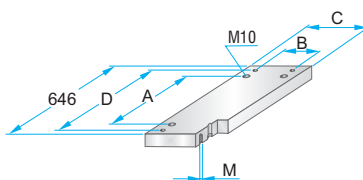
PK 65 – 396 x 646 x h / material
PKA 65 – 396 x 646 x h / material

h	material
27	1730
	2085

**PK 07
PKA 07**



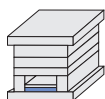
	A	B	C	D	M
PK 07	564	240	268	610	M4
PKA 07	510	230	268	608	M5



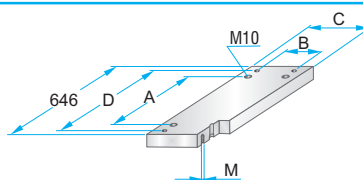
PK 07 – 396 x 646 x h / material
PKA 07 – 396 x 646 x h / material

h	material
36	1730
	2312
	2085

**PK 75
PKA 75**



	A	B	C	D	M
PK 75	564	192	220	610	M4
PKA 75	510	180	218	608	M5



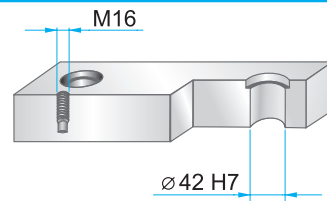
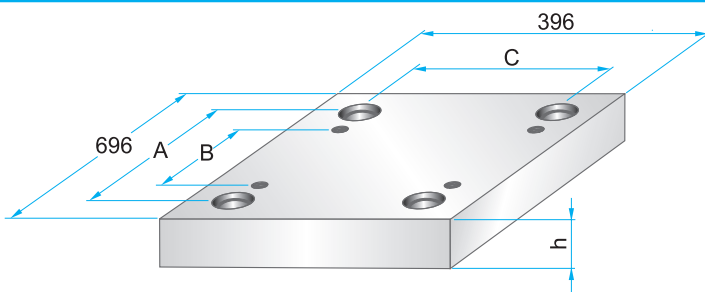
PK 75 – 396 x 646 x h / material
PKA 75 – 396 x 646 x h / material

h	material
36	1730
	2312
	2085

Korpus formy

Mold base

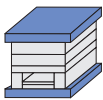
396x696



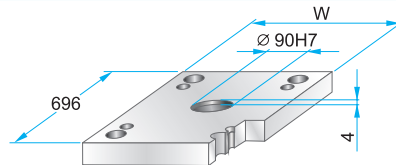
Wymiary i tolerancje – patrz str. 2.9
Dimensions and tolerances – see page 2.9

	A	B	C
PK	624	530	324
PKA	624	530	324

**PK 01
PKA 01**



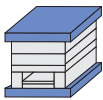
	W
PK 01	496
PKA 01	446



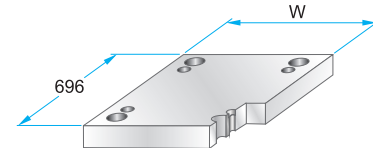
PK 01 – 396 x 696 x h / material
PKA 01 – 396 x 696 x h /

36	1730
46	2312
56	2085

**PK 11
PKA 11**



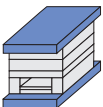
	W
PK 11	496
PKA 11	446



PK 11 – 396 x 696 x h / material
PKA 11 – 396 x 696 x h /

36	1730
46	2312
56	2085

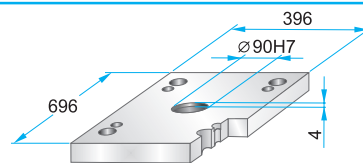
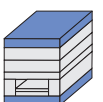
**PK 02
PKA 02**



**PK 12
PKA 12**



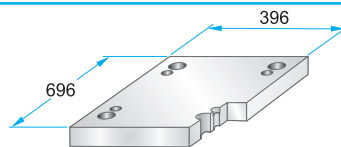
**PK 21
PKA 21**



PK 21 – 396 x 696 x h / material
PKA 21 – 396 x 696 x h /

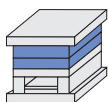
36	1730
46	2312
	2085

**PK 22
PKA 22**



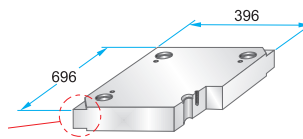
PK 22 – 396 x 696 x h / material
PKA 22 – 396 x 696 x h /

36	1730
46	2312
	2085



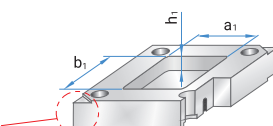
**PK 03
PKA 03**

Podcięcia do demontażu
na życzenie – patrz str. 2.10
Corner undercuts upon request – see page 2.10



**PK 35
PKA 35**

Podcięcia do demontażu
na życzenie – patrz str. 2.10
Corner undercuts upon request – see page 2.10



PK 03 – 396 x 696 x h / material
PKA 03 – 396 x 696 x h /

PK 35 – 396 x 696 x h / material
PKA 35 – 396 x 696 x h / (a1/b1/h1)

22	1730
27	2083
36	2085
46	2162
56	2311
66	2312
76	2738
86	Toolox33
96	Toolox44
116	2738HH
136	2714HH
156	
176	

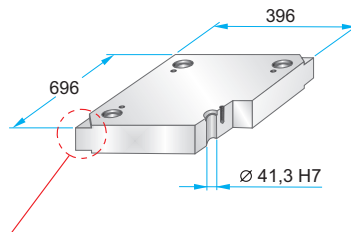
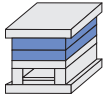
Materiały informacyjne
– patrz str. 1.3
Material information
– see page 1.3

Korpus formy

Mold base

396x696

PK 31

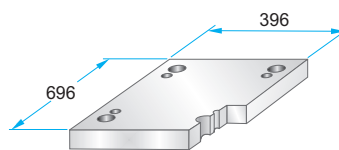
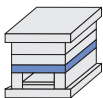


Podcięcia do demontażu na życzenie – patrz str. 2.10
Corner undercuts upon request – see page 2.10

Materiały informacyjne – patrz str. 1.3
Material information – see page 1.3

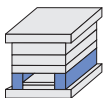
PK 31 – 396 x 696 x	h /	material
	36	1730
	46	2083
	56	2085
	66	2162
	76	2311
	86	2312
	96	2343
	116	2738
	136	2767
	156	Toolox33
	176	Toolox44
		2738HH
		2714HH

**PK 04
PKA 04**

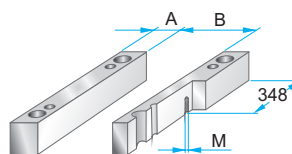


PK 04 – 396 x 696 x	h /	material
	36	1730
	46	2312
	56	2085

**PK 05
PKA 05**

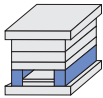


	A	B	M
PK 05	62	272	–
PKA 05	62	272	M10

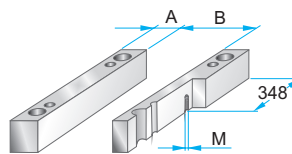


PK 05 – 396 x 696 x	h /	material
	76	1730
	86	2085
	96	
	116	
	136	
	156	

**PK 55
PKA 55**

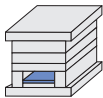


	A	B	M
PK 55	86	224	–
PKA 55	86	224	M10

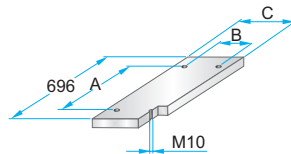


PK 55 – 396 x 696 x	h /	material
	76	1730
	86	2085
	96	
	116	
	136	
	156	

**PK 06
PKA 06**

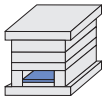


	A	B	C
PK 06	614	240	268
PKA 06	560	230	268

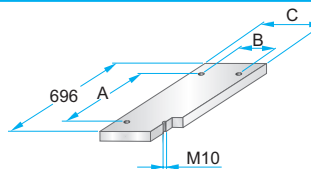


PK 06 – 396 x 696 x	h /	material
	27	1730
		2085

**PK 65
PKA 65**

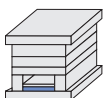


	A	B	C
PK 65	614	192	220
PKA 65	560	180	218

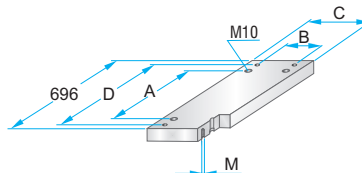


PK 65 – 396 x 696 x	h /	material
	27	1730
		2085

**PK 07
PKA 07**

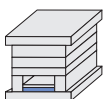


	A	B	C	D	M
PK 07	614	240	268	660	M4
PKA 07	560	230	268	658	M5

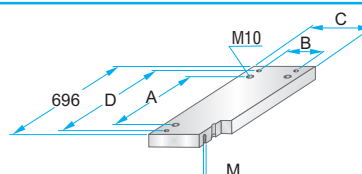


PK 07 – 396 x 696 x	h /	material
	36	1730
		2312
		2085

**PK 75
PKA 75**



	A	B	C	D	M
PK 75	614	192	220	660	M4
PKA 75	560	180	218	658	M5

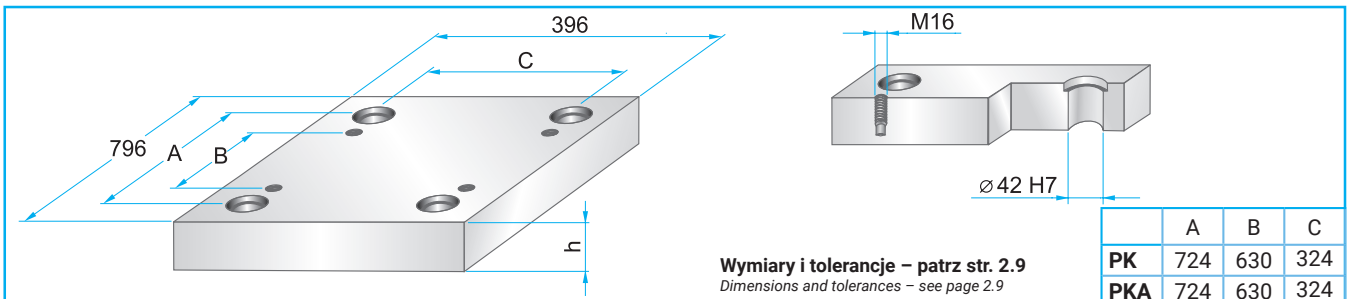


PK 75 – 396 x 696 x	h /	material
	36	1730
		2312
		2085

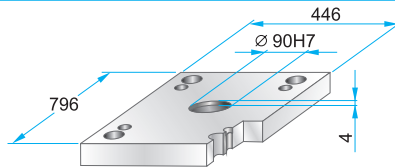
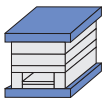
Korpus formy

Mold base

396x796



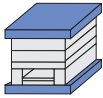
PKA 01



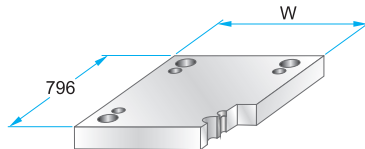
PKA 01 – 396 x 796 x h / material

46	1730
56	2312
	2085

**PK 11
PKA 11**



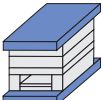
	W
PK 11	496
PKA 11	446



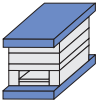
PK 11 – 396 x 796 x h / material
PKA 11 – 396 x 796 x h / material

46	1730
56	2312
	2085

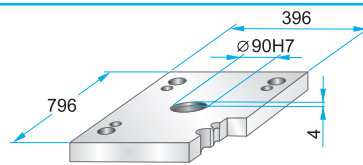
**PK 02
PKA 02**



**PK 12
PKA 12**



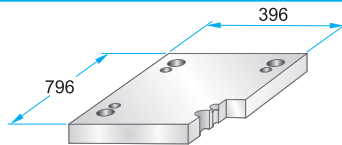
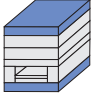
PKA 21



PKA 21 – 396 x 796 x h / material

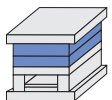
46	1730
	2312
	2085

**PK 22
PKA 22**



PK 22 – 396 x 796 x h / material
PKA 22 – 396 x 796 x h / material

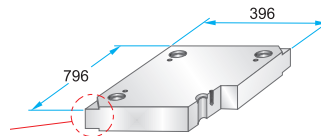
36	1730
46	2312
	2085



**PK 03
PKA 03**

Podcięcia do demontażu
na życzenie – patrz str. 2.10

Corner undercuts upon request – see page 2.10



PK 03 – 396 x 796 x h / material
PKA 03 – 396 x 796 x h / material

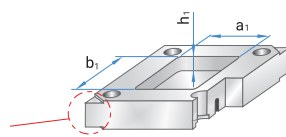
PK 35 – 396 x 796 x h / material
PKA 35 – 396 x 796 x h / (a1/b1/h1)

22	1730
27	2083
36	2085
46	2162
56	2311
66	2312
76	2738
86	Toolox33
96	Toolox44
116	2738HH
136	2714HH
156	
176	

**PK 35
PKA 35**

Podcięcia do demontażu
na życzenie – patrz str. 2.10

Corner undercuts upon request – see page 2.10



Materiały informacyjne

– patrz str. 1.3

Material information

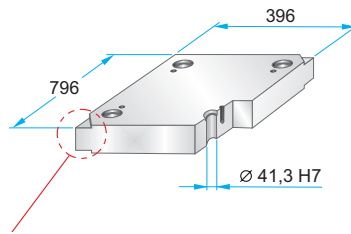
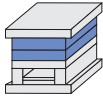
– see page 1.3

Korpus formy

Mold base

396x796

PK 31



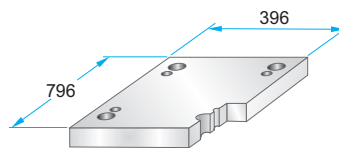
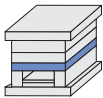
Podcięcia do demontażu na życzenie – patrz str. 2.10
Corner undercuts upon request – see page 2.10

Materiały informacyjne – patrz str. 1.3
Material information – see page 1.3

PK 31 – 396 x 796 x h / material

h	material
36	1730
46	2083
56	2085
66	2162
76	2311
86	2312
96	2343
116	2738
136	2767
156	Toolox33
176	Toolox44
	2738HH
	2714HH

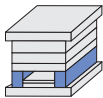
**PK 04
PKA 04**



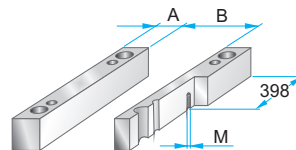
**PK 04 – 396 x 796 x h / material
PKA 04 – 396 x 796 x h / material**

h	material
46	1730
56	2312
	2085

**PK 05
PKA 05**



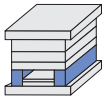
	A	B	M
PK 05	62	272	-
PKA 05	62	272	M10



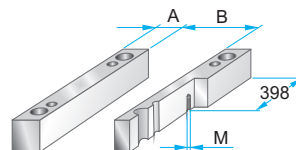
**PK 05 – 396 x 796 x h / material
PKA 05 – 396 x 796 x h / material**

h	material
76	1730
86	2085
96	
116	
136	
156	

**PK 55
PKA 55**



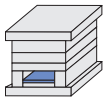
	A	B	M
PK 55	86	224	-
PKA 55	86	224	M10



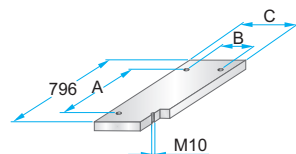
**PK 55 – 396 x 796 x h / material
PKA 55 – 396 x 796 x h / material**

h	material
76	1730
86	2085
96	
116	
136	
156	

**PK 06
PKA 06**



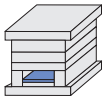
	A	B	C
PK 06	714	236	268
PKA 06	660	230	268



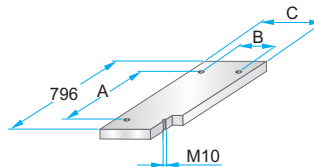
**PK 06 – 396 x 796 x h / material
PKA 06 – 396 x 796 x h / material**

h	material
27	1730
	2085

**PK 65
PKA 65**



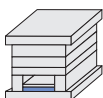
	A	B	C
PK 65	714	188	220
PKA 65	660	180	218



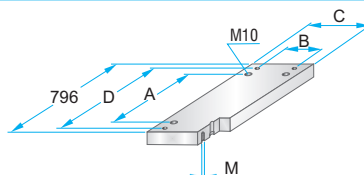
**PK 65 – 396 x 796 x h / material
PKA 65 – 396 x 796 x h / material**

h	material
27	1730
	2085

**PK 07
PKA 07**



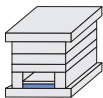
	A	B	C	D	M
PK 07	714	236	268	-	-
PKA 07	660	230	268	758	M5



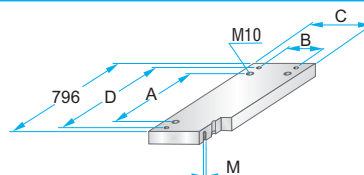
**PK 07 – 396 x 796 x h / material
PKA 07 – 396 x 796 x h / material**

h	material
36	1730
	2312
	2085

**PK 75
PKA 75**



	A	B	C	D	M
PK 75	714	188	220	-	-
PKA 75	660	180	218	758	M5



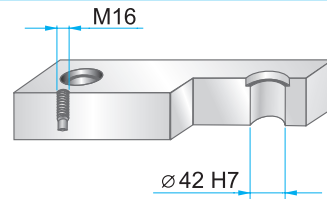
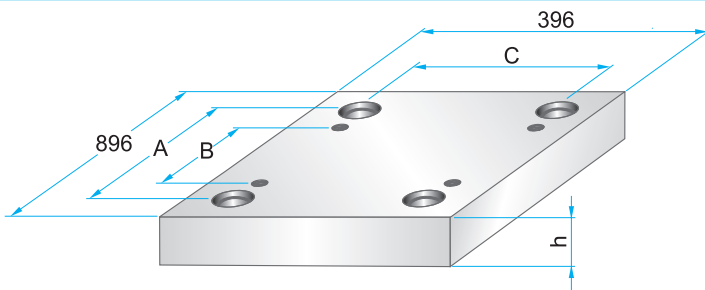
**PK 75 – 396 x 796 x h / material
PKA 75 – 396 x 796 x h / material**

h	material
36	1730
	2312
	2085

Korpus formy

Mold base

396x896



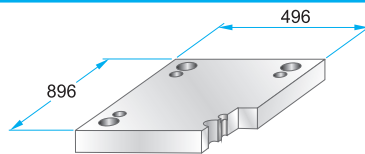
Wymiary i tolerancje – patrz str. 2.9
Dimensions and tolerances – see page 2.9

	A	B	C
PK	824	730	324

PK 01



PK 11



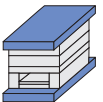
PK 11 – 396 x 896 x h / material

46	1730
56	2312
	2085

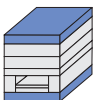
PK 02



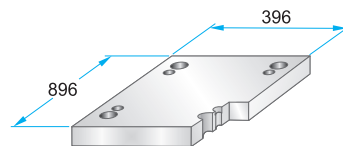
PK 12



PK 21

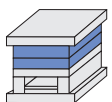


PK 22



PK 22 – 396 x 896 x h / material

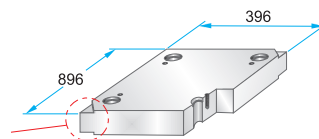
36	1730
46	2312
	2085



**PK 03
PKA 03**

Podcięcia do demontażu
na życzenie – patrz str. 2.10

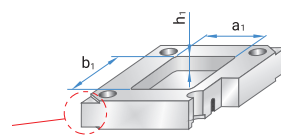
Corner undercuts upon request – see page 2.10



**PK 35
PKA 35**

Podcięcia do demontażu
na życzenie – patrz str. 2.10

Corner undercuts upon request – see page 2.10



PK 03 – 396 x 896 x h / material

PK 35 – 396 x 896 x h / material (a1/b1/h1)

36	1730
46	2083
56	2085
66	2162
76	2311
86	2312
96	2738
116	Toolox33
136	Toolox44
156	2738HH
176	2714HH

Materiały informacyjne

– patrz str. 1.3

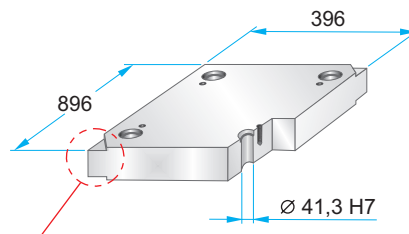
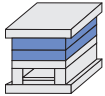
Material information
– see page 1.3

Korpus formy

Mold base

396x896

PK 31



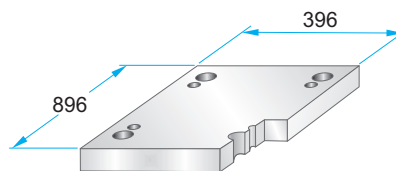
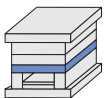
Podcięcia do demontażu na życzenie – patrz str. 2.10
Corner undercuts upon request – see page 2.10

Materiały informacyjne – patrz str. 1.3
Material information – see page 1.3

PK 31 – 396 x 896 x h / material

h	material
36	1730
46	2083
56	2085
66	2162
76	2311
86	2312
96	2343
116	2738
136	2767
156	Toolox33
176	Toolox44
	2738HH
	2714HH

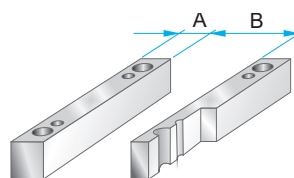
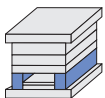
PK 04



PK 04 – 396 x 896 x h / material

h	material
46	1730
56	2312
	2085

PK 05

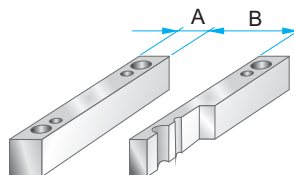
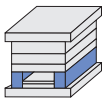


	A	B
PK 05	62	272

PK 05 – 396 x 896 x h / material

h	material
86	1730
96	2085
116	
136	
156	

PK 55

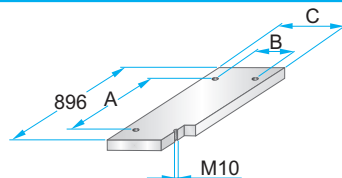
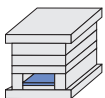


	A	B
PK 55	86	224

PK 55 – 396 x 896 x h / material

h	material
86	1730
96	2085
116	
136	
156	

PK 06

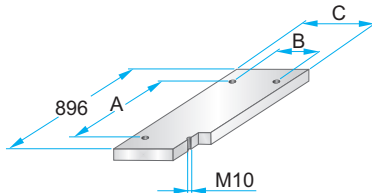
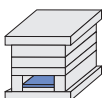


	A	B	C
PK 06	814	236	268

PK 06 – 396 x 896 x h / material

h	material
27	1730
	2085

PK 65

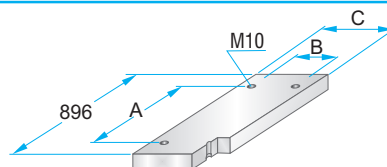
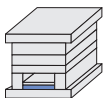


	A	B	C
PK 65	814	188	220

PK 65 – 396 x 896 x h / material

h	material
27	1730
	2085

PK 07

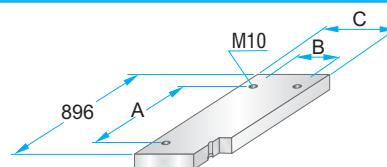
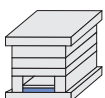


	A	B	C
PK 07	814	236	268

PK 07 – 396 x 896 x h / material

h	material
36	1730
	2312
	2085

PK 75



	A	B	C
PK 75	814	188	220

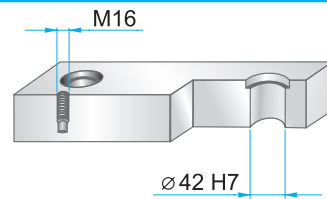
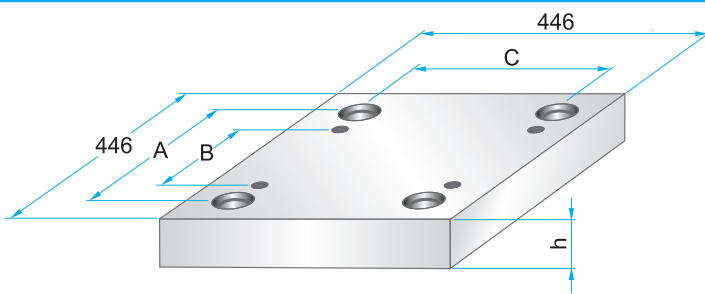
PK 75 – 396 x 896 x h / material

h	material
36	1730
	2312
	2085

Korpus formy

Mold base

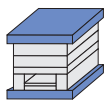
446x446



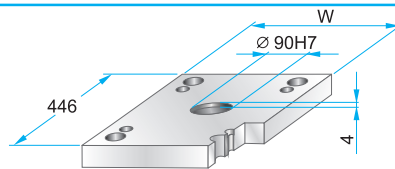
Wymiary i tolerancje – patrz str. 2.9
Dimensions and tolerances – see page 2.9

	A	B	C
PK	374	280	374
PKA	374	280	374

**PK 01
PKA 01**



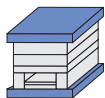
	W
PK 01	546
PKA 01	496



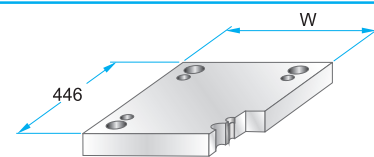
PK 01 – 446 x 446 x h / material
PKA 01 – 446 x 446 x h / material

36	1730
46	2312
	2085

**PK 11
PKA 11**



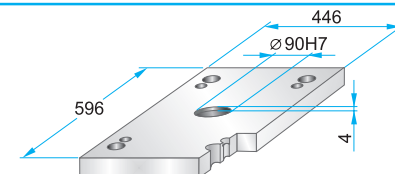
	W
PK 11	546
PKA 11	496



PK 11 – 446 x 446 x h / material
PKA 11 – 446 x 446 x h / material

36	1730
46	2312
	2085

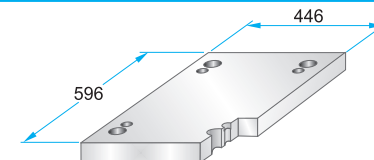
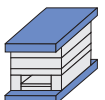
**PK 02
PKA 02**



PK 02 – 446 x 446 x h / material
PKA 02 – 446 x 446 x h / material

36	1730
46	2312
	2085

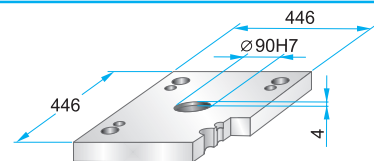
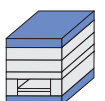
**PK 12
PKA 12**



PK 12 – 446 x 446 x h / material
PKA 12 – 446 x 446 x h / material

36	1730
46	2312
	2085

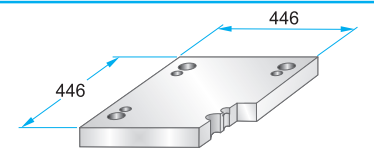
**PK 21
PKA 21**



PK 21 – 446 x 446 x h / material
PKA 21 – 446 x 446 x h / material

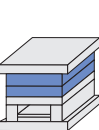
27	1730
36	2312
46	2085

**PK 22
PKA 22**



PK 22 – 446 x 446 x h / material
PKA 22 – 446 x 446 x h / material

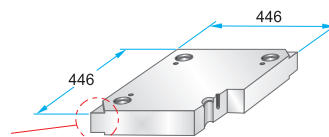
27	1730
36	2312
46	2085



**PK 03
PKA 03**

Podcięcia do demontażu
na życzenie – patrz str. 2.10

Corner undercuts upon request – see page 2.10



PK 03 – 446 x 446 x h / material
PKA 03 – 446 x 446 x h / material

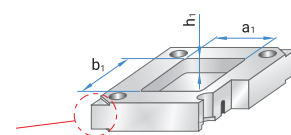
PK 35 – 446 x 446 x h / material
PKA 35 – 446 x 446 x h / (a1/b1/h1)

27	1730
36	2083
46	2085
56	2162
66	2311
76	2312
86	2738
96	Toolox33
116	Toolox44
136	2738HH
156	2714HH
176	

**PK 35
PKA 35**

Podcięcia do demontażu
na życzenie – patrz str. 2.10

Corner undercuts upon request – see page 2.10



Materiały informacyjne

– patrz str. 1.3

Material information

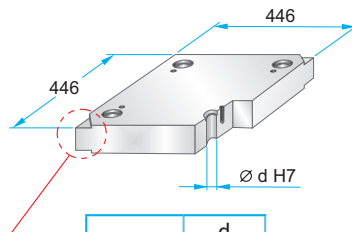
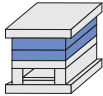
– see page 1.3

Korpus formy

Mold base

446x446

**PK 31
PKA 31**



Podcięcia do demontażu na życzenie – patrz str. 2.10
Corner undercuts upon request – see page 2.10

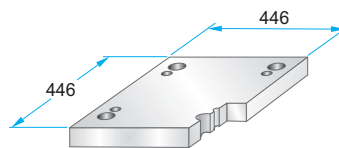
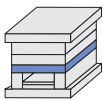
	d
PK 31	41,3
PKA 31	41,4

Materiały informacyjne – patrz str. 1.3
Material information – see page 1.3

PK 31 – 446 x 446 x h / material
PKA 31 – 446 x 446 x h / material

22	1730
27	2083
36	2085
46	2162
56	2311
66	2312
76	2343
86	2738
96	2767
116	Toolox33
136	Toolox44
156	2738HH
176	2714HH

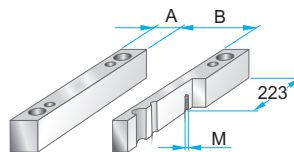
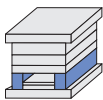
**PK 04
PKA 04**



PK 04 – 446 x 446 x h / material
PKA 04 – 446 x 446 x h / material

36	1730
46	2312
56	2085
66	
76	
86	

**PK 05
PKA 05**

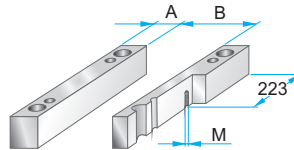
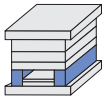


	A	B	M
PK 05	62	322	-
PKA 05	62	322	M10

PK 05 – 446 x 446 x h / material
PKA 05 – 446 x 446 x h / material

56	1730
66	2085
76	
86	
96	
116	
136	
156	

**PK 55
PKA 55**

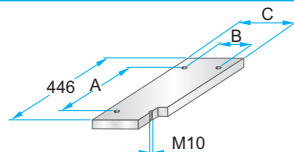
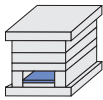


	A	B	M
PK 55	86	274	-
PKA 55	86	274	M10

PK 55 – 446 x 446 x h / material
PKA 55 – 446 x 446 x h / material

56	1730
66	2085
76	
86	
96	
116	
136	
156	

**PK 06
PKA 06**

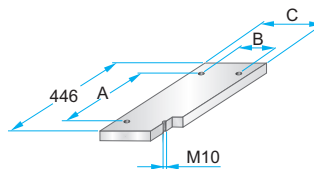
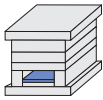


	A	B	C
PK 06	364	286	318
PKA 06	310	280	318

PK 06 – 446 x 446 x h / material
PKA 06 – 446 x 446 x h / material

17	1730
22	2085

**PK 65
PKA 65**

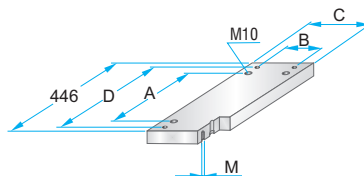
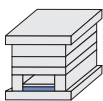


	A	B	C
PK 65	364	238	270
PKA 65	310	230	268

PK 65 – 446 x 446 x h / material
PKA 65 – 446 x 446 x h / material

17	1730
22	2085

**PK 07
PKA 07**

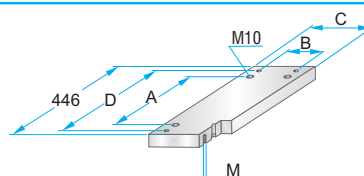
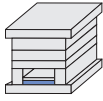


	A	B	C	D	M
PK 07	364	286	318	414	M4
PKA 07	310	280	318	408	M5

PK 07 – 446 x 446 x h / material
PKA 07 – 446 x 446 x h / material

27	1730
	2312
	2085

**PK 75
PKA 75**



	A	B	C	D	M
PK 75	364	238	270	414	M4
PKA 75	310	230	268	408	M5

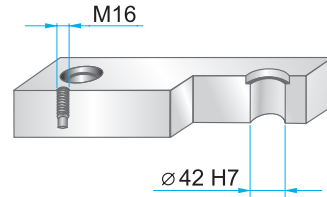
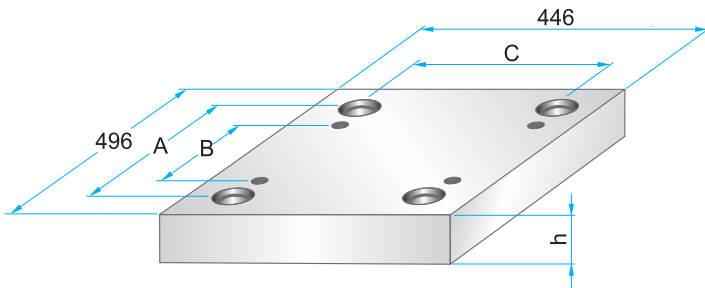
PK 75 – 446 x 446 x h / material
PKA 75 – 446 x 446 x h / material

27	1730
	2312
	2085

Korpus formy

Mold base

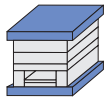
446x496



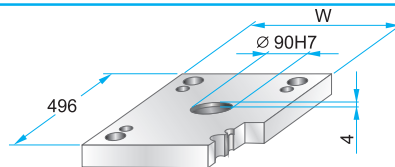
Wymiary i tolerancje – patrz str. 2.9
Dimensions and tolerances – see page 2.9

	A	B	C
PK	424	330	374
PKA	424	330	374

**PK 01
PKA 01**



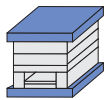
	W
PK 01	546
PKA 01	496



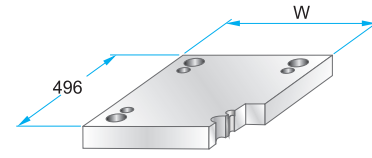
PK 01 – 446 x 496 x h / material
PKA 01 – 446 x 496 x h / material

36	1730
46	2312
	2085

**PK 11
PKA 11**



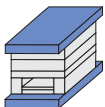
	W
PK 11	546
PKA 11	496



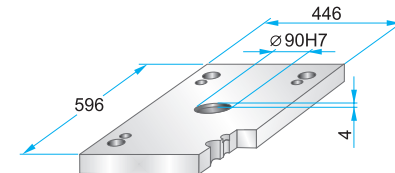
PK 11 – 446 x 496 x h / material
PKA 11 – 446 x 496 x h / material

36	1730
46	2312
	2085

**PK 02
PKA 02**



	W
PK 02	596
PKA 02	496



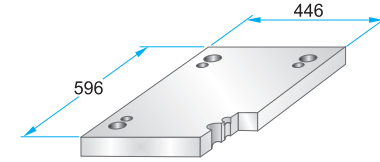
PK 02 – 446 x 496 x h / material
PKA 02 – 446 x 496 x h / material

36	1730
46	2312
	2085

**PK 12
PKA 12**



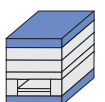
	W
PK 12	596
PKA 12	496



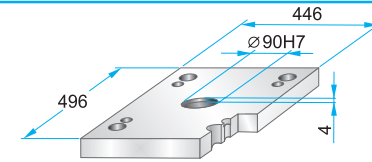
PK 12 – 446 x 496 x h / material
PKA 12 – 446 x 496 x h / material

36	1730
46	2312
	2085

**PK 21
PKA 21**



	W
PK 21	546
PKA 21	496



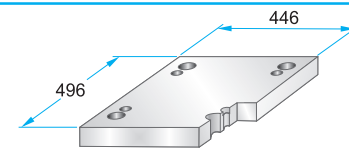
PK 21 – 446 x 496 x h / material
PKA 21 – 446 x 496 x h / material

27	1730
36	2312
46	2085

**PK 22
PKA 22**

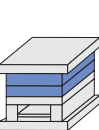


	W
PK 22	546
PKA 22	496



PK 22 – 446 x 496 x h / material
PKA 22 – 446 x 496 x h / material

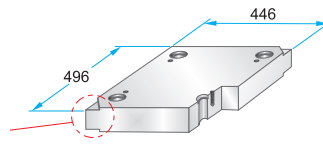
27	1730
36	2312
46	2085



**PK 03
PKA 03**

Podcięcia do demontażu
na życzenie – patrz str. 2.10
Corner undercuts upon request – see page 2.10

Corner undercuts upon request – see page 2.10



PK 03 – 446 x 496 x h / material
PKA 03 – 446 x 496 x h / material

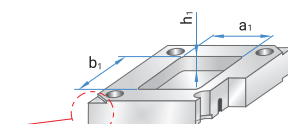
PK 35 – 446 x 496 x h / material
PKA 35 – 446 x 496 x h / (a1/b1/h1)

27	1730
36	2083
46	2085
56	2162
66	2311
76	2312
86	2738
96	Toolox33
116	Toolox44
136	2738HH
156	2714HH
176	

**PK 35
PKA 35**

Podcięcia do demontażu
na życzenie – patrz str. 2.10
Corner undercuts upon request – see page 2.10

Corner undercuts upon request – see page 2.10



Materiały informacyjne

– patrz str. 1.3

Material information

– see page 1.3

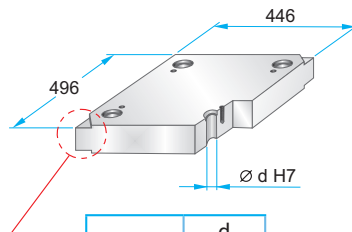
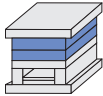
27	1730
36	2083
46	2085
56	2162
66	2311
76	2312
86	2738
96	Toolox33
116	Toolox44
136	2738HH
156	2714HH
176	

Korpus formy

Mold base

446x496

**PK 31
PKA 31**



Podcięcia do demontażu na życzenie – patrz str. 2.10
Corner undercuts upon request – see page 2.10

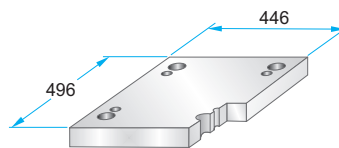
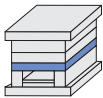
	d
PK 31	41,3
PKA 31	41,4

Materiały informacyjne – patrz str. 1.3
Material information – see page 1.3

PK 31 – 446 x 496 x h / material
PKA 31 – 446 x 496 x h / material

22	1730
27	2083
36	2085
46	2162
56	2311
66	2312
76	2343
86	2738
96	2767
116	Toolox33
136	Toolox44
156	2738HH
176	2714HH

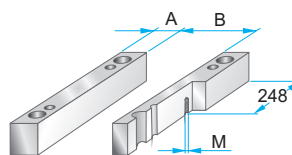
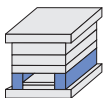
**PK 04
PKA 04**



PK 04 – 446 x 496 x h / material
PKA 04 – 446 x 496 x h / material

36	1730
46	2312
56	2085
66	
76	
86	

**PK 05
PKA 05**

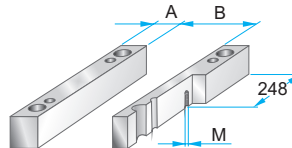
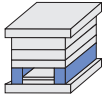


	A	B	M
PK 05	62	322	-
PKA 05	62	322	M10

PK 05 – 446 x 496 x h / material
PKA 05 – 446 x 496 x h / material

66	1730
76	2085
86	
96	
116	
136	
156	

**PK 55
PKA 55**

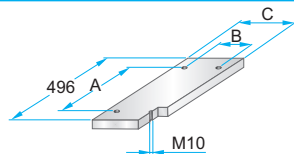
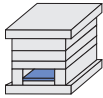


	A	B	M
PK 55	86	274	-
PKA 55	86	274	M10

PK 55 – 446 x 496 x h / material
PKA 55 – 446 x 496 x h / material

66	1730
76	2085
86	
96	
116	
136	
156	

**PK 06
PKA 06**

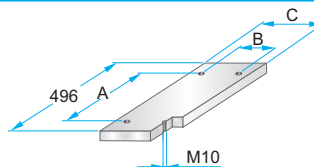
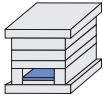


	A	B	C
PK 06	414	286	318
PKA 06	360	280	318

PK 06 – 446 x 496 x h / material
PKA 06 – 446 x 496 x h / material

22	1730
	2085

**PK 65
PKA 65**

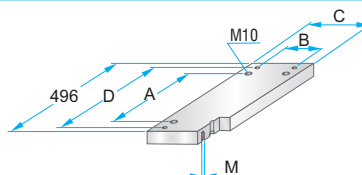
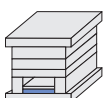


	A	B	C
PK 65	414	238	270
PKA 65	360	230	268

PK 65 – 446 x 496 x h / material
PKA 65 – 446 x 496 x h / material

22	1730
	2085

**PK 07
PKA 07**

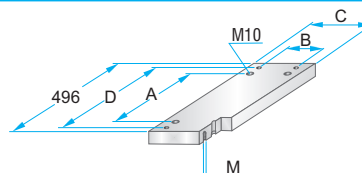
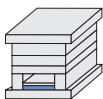


	A	B	C	D	M
PK 07	414	286	318	464	M4
PKA 07	360	280	318	458	M5

PK 07 – 446 x 496 x h / material
PKA 07 – 446 x 496 x h / material

27	1730
	2312
	2085

**PK 75
PKA 75**



	A	B	C	D	M
PK 75	414	238	270	464	M4
PKA 75	360	230	268	458	M5

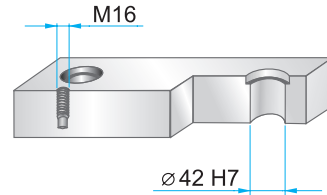
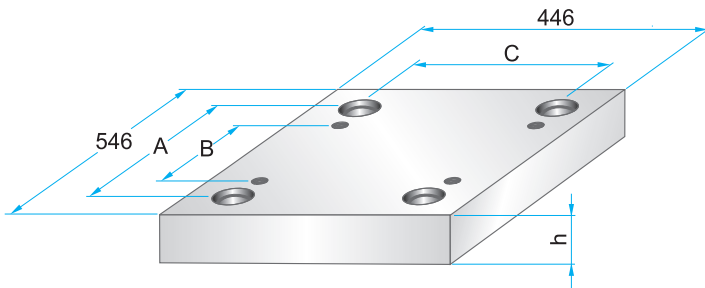
PK 75 – 446 x 496 x h / material
PKA 75 – 446 x 496 x h / material

27	1730
	2312
	2085

Korpus formy

Mold base

446x546



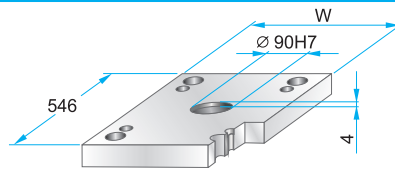
Wymiary i tolerancje – patrz str. 2.9
Dimensions and tolerances – see page 2.9

	A	B	C
PK	474	380	374
PKA	474	380	374

**PK 01
PKA 01**



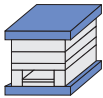
	W
PK 01	546
PKA 01	496



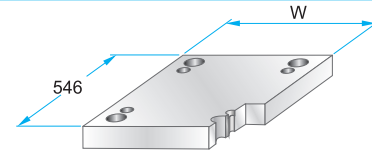
PK 01 – 446 x 546 x h / material
PKA 01 – 446 x 546 x h / material

36	1730
46	2312
	2085

**PK 11
PKA 11**



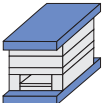
	W
PK 11	546
PKA 11	496



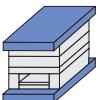
PK 11 – 446 x 546 x h / material
PKA 11 – 446 x 546 x h / material

36	1730
46	2312
	2085

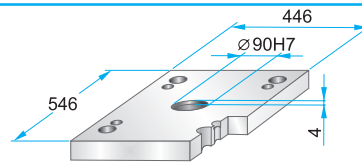
**PK 02
PKA 02**



**PK 12
PKA 12**



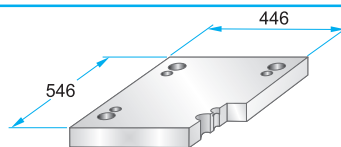
**PK 21
PKA 21**



PK 21 – 446 x 546 x h / material
PKA 21 – 446 x 546 x h / material

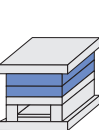
27	1730
36	2312
46	2085

**PK 22
PKA 22**



PK 22 – 446 x 546 x h / material
PKA 22 – 446 x 546 x h / material

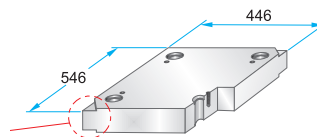
27	1730
36	2312
46	2085



**PK 03
PKA 03**

Podcięcia do demontażu
na życzenie – patrz str. 2.10

Corner undercuts upon request – see page 2.10



PK 03 – 446 x 546 x h / material
PKA 03 – 446 x 546 x h / material

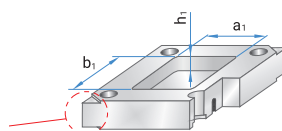
PK 35 – 446 x 546 x h / material
PKA 35 – 446 x 546 x h / (a1/b1/h1)

27	1730
36	2083
46	2085
56	2162
66	2311
76	2312
86	2738
96	Toolox33
116	Toolox44
136	2738HH
156	2714HH
176	

**PK 35
PKA 35**

Podcięcia do demontażu
na życzenie – patrz str. 2.10

Corner undercuts upon request – see page 2.10



Materiały informacyjne
– patrz str. 1.3

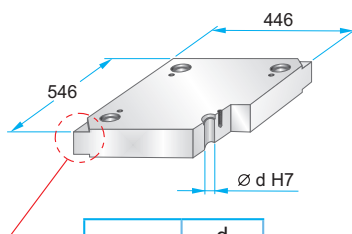
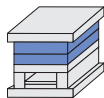
Material information
– see page 1.3

Korpus formy

Mold base

446x546

**PK 31
PKA 31**



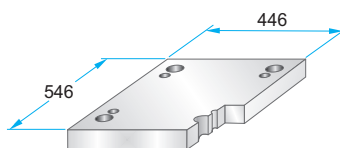
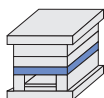
Podcięcia do demontażu na życzenie – patrz str. 2.10
Corner undercuts upon request – see page 2.10

	d
PK 31	41,3
PKA 31	41,4

Materiały informacyjne – patrz str. 1.3
Material information – see page 1.3

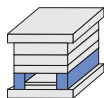
PK 31 – 446 x 546 x	h	/	material
PKA 31 – 446 x 546 x	h	/	
	22	/	1730
	27	/	2083
	36	/	2085
	46	/	2162
	56	/	2311
	66	/	2312
	76	/	2343
	86	/	2738
	96	/	2767
	116	/	Toolox33
	136	/	Toolox44
	156	/	2738HH
	176	/	2714HH

**PK 04
PKA 04**

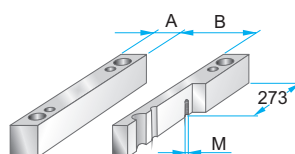


PK 04 – 446 x 546 x	h	/	material
PKA 04 – 446 x 546 x	h	/	
	36	/	1730
	46	/	2312
	56	/	2085
	66	/	
	76	/	
	86	/	

**PK 05
PKA 05**

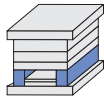


	A	B	M
PK 05	62	322	–
PKA 05	62	322	M10

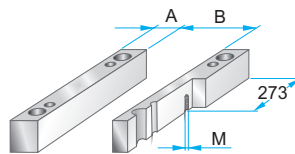


PK 05 – 446 x 546 x	h	/	material
PKA 05 – 446 x 546 x	h	/	
	66	/	1730
	76	/	2085
	86	/	
	96	/	
	116	/	
	136	/	
	156	/	

**PK 55
PKA 55**

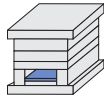


	A	B	M
PK 55	86	274	–
PKA 55	86	274	M10

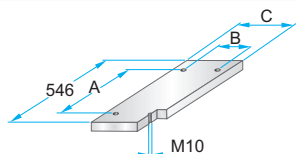


PK 55 – 446 x 546 x	h	/	material
PKA 55 – 446 x 546 x	h	/	
	66	/	1730
	76	/	2085
	86	/	
	96	/	
	116	/	
	136	/	
	156	/	

**PK 06
PKA 06**

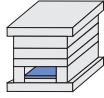


	A	B	C
PK 06	464	286	318
PKA 06	410	280	318

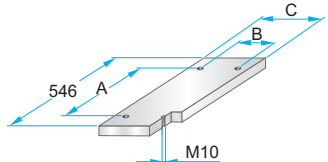


PK 06 – 446 x 546 x	h	/	material
PKA 06 – 446 x 546 x	h	/	
	22	/	1730
		/	2085

**PK 65
PKA 65**

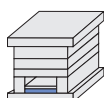


	A	B	C
PK 65	464	238	270
PKA 65	410	230	268

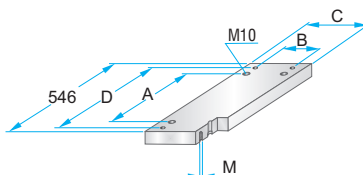


PK 65 – 446 x 546 x	h	/	material
PKA 65 – 446 x 546 x	h	/	
	22	/	1730
		/	2085

**PK 07
PKA 07**

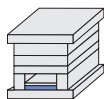


	A	B	C	D	M
PK 07	464	286	318	514	M4
PKA 07	410	280	318	508	M5

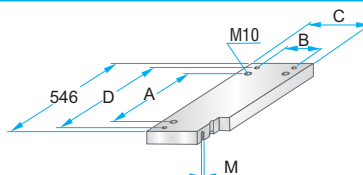


PK 07 – 446 x 546 x	h	/	material
PKA 07 – 446 x 546 x	h	/	
	27	/	1730
		/	2312
		/	2085

**PK 75
PKA 75**



	A	B	C	D	M
PK 75	464	238	270	514	M4
PKA 75	410	230	268	508	M5

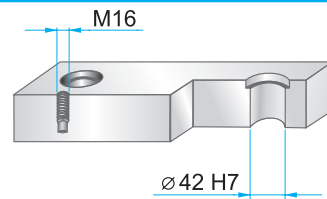
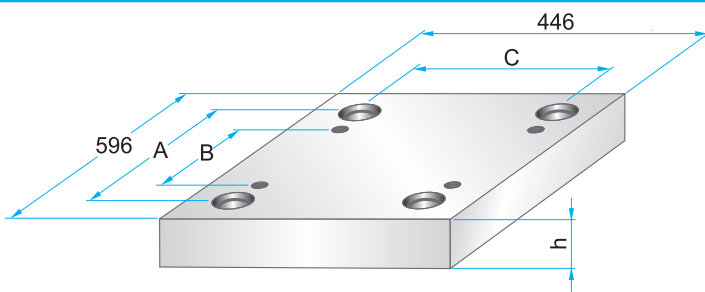


PK 75 – 446 x 546 x	h	/	material
PKA 75 – 446 x 546 x	h	/	
	27	/	1730
		/	2312
		/	2085

Korpus formy

Mold base

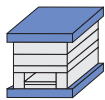
446x596



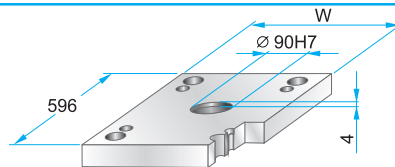
Wymiary i tolerancje – patrz str. 2.9
Dimensions and tolerances – see page 2.9

	A	B	C
PK	524	430	374
PKA	524	430	374

**PK 01
PKA 01**



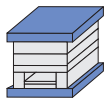
	W
PK 01	546
PKA 01	496



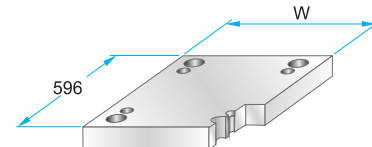
PK 01 – 446 x 596 x h / material
PKA 01 – 446 x 596 x h / material

36	1730
46	2312
	2085

**PK 11
PKA 11**



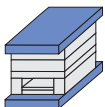
	W
PK 11	546
PKA 11	496



PK 11 – 446 x 596 x h / material
PKA 11 – 446 x 596 x h / material

36	1730
46	2312
	2085

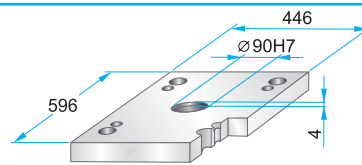
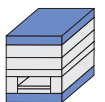
**PK 02
PKA 02**



**PK 12
PKA 12**



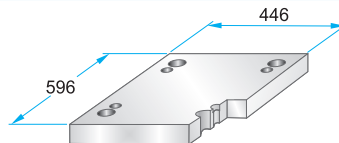
**PK 21
PKA 21**



PK 21 – 446 x 596 x h / material
PKA 21 – 446 x 596 x h / material

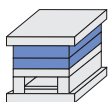
27	1730
36	2312
46	2085

**PK 22
PKA 22**



PK 22 – 446 x 596 x h / material
PKA 22 – 446 x 596 x h / material

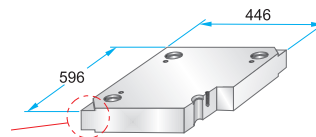
27	1730
36	2312
46	2085



**PK 03
PKA 03**

**Podcięcia do demontażu
na życzenie – patrz str. 2.10**

Corner undercuts upon request – see page 2.10



PK 03 – 446 x 596 x h / material
PKA 03 – 446 x 596 x h / material

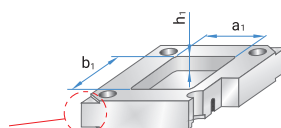
PK 35 – 446 x 596 x h / material
PKA 35 – 446 x 596 x h / (a1/b1/h1)

27	1730
36	2083
46	2085
56	2162
66	2311
76	2312
86	2738
96	Toolox33
116	Toolox44
136	2738HH
156	2714HH
176	

**PK 35
PKA 35**

**Podcięcia do demontażu
na życzenie – patrz str. 2.10**

Corner undercuts upon request – see page 2.10



Materiały informacyjne

– patrz str. 1.3

Material information

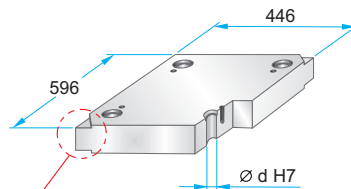
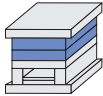
– see page 1.3

Korpus formy

Mold base

446x596

**PK 31
PKA 31**



Podcięcia do demontażu na życzenie – patrz str. 2.10
Corner undercuts upon request – see page 2.10

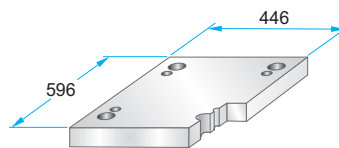
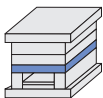
	d
PK 31	41,3
PKA 31	41,4

Materiały informacyjne – patrz str. 1.3
Material information – see page 1.3

PK 31 – 446 x 596 x h / material
PKA 31 – 446 x 596 x h / material

27	1730
36	2083
46	2085
56	2162
66	2311
76	2312
86	2343
96	2738
116	2767
136	Toolox33
156	Toolox44
166	2738HH
	2714HH

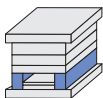
**PK 04
PKA 04**



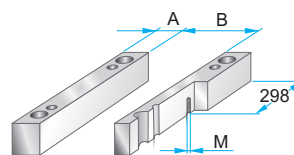
PK 04 – 446 x 596 x h / material
PKA 04 – 446 x 596 x h / material

36	1730
46	2312
56	2085
66	
76	
86	

**PK 05
PKA 05**



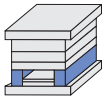
	A	B	M
PK 05	62	322	-
PKA 05	62	322	M10



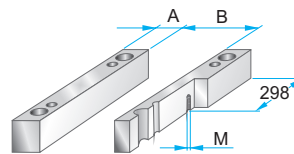
PK 05 – 446 x 596 x h / material
PKA 05 – 446 x 596 x h / material

66	1730
76	2085
86	
96	
116	
136	
156	

**PK 55
PKA 55**



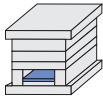
	A	B	M
PK 55	86	274	-
PKA 55	86	274	M10



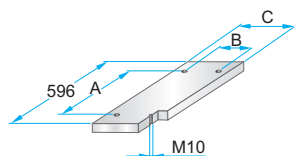
PK 55 – 446 x 596 x h / material
PKA 55 – 446 x 596 x h / material

66	1730
76	2085
86	
96	
116	
136	
156	

**PK 06
PKA 06**



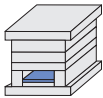
	A	B	C
PK 06	514	286	318
PKA 06	460	280	318



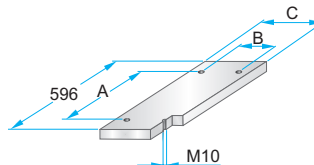
PK 06 – 446 x 596 x h / material
PKA 06 – 446 x 596 x h / material

22	1730
	2085

**PK 65
PKA 65**



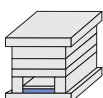
	A	B	C
PK 65	514	238	270
PKA 65	460	230	268



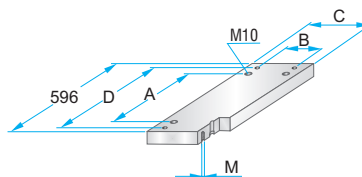
PK 65 – 446 x 596 x h / material
PKA 65 – 446 x 596 x h / material

22	1730
	2085

**PK 07
PKA 07**



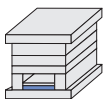
	A	B	C	D	M
PK 07	514	286	318	564	M4
PKA 07	460	280	318	558	M5



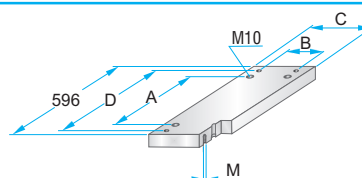
PK 07 – 446 x 596 x h / material
PKA 07 – 446 x 596 x h / material

27	1730
	2312
	2085

**PK 75
PKA 75**



	A	B	C	D	M
PK 75	514	238	270	564	M4
PKA 75	460	230	268	558	M5



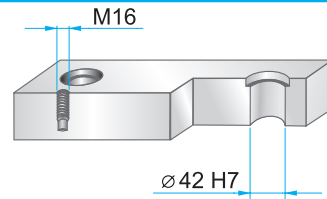
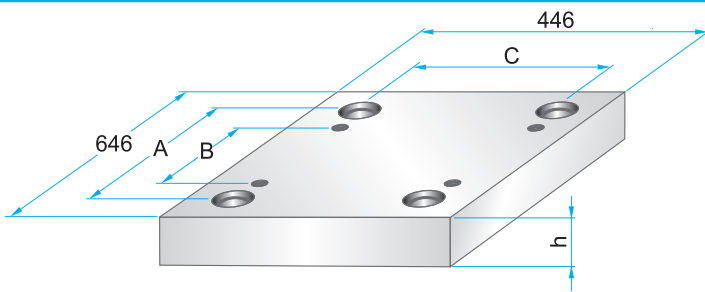
PK 75 – 446 x 596 x h / material
PKA 75 – 446 x 596 x h / material

27	1730
	2312
	2085

Korpus formy

Mold base

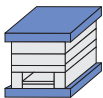
446x646



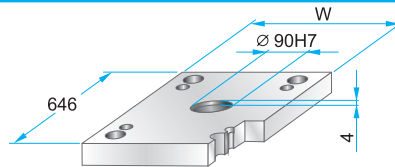
Wymiary i tolerancje – patrz str. 2.9
Dimensions and tolerances – see page 2.9

	A	B	C
PK	574	480	374
PKA	574	480	374

**PK 01
PKA 01**



	W
PK 01	546
PKA 01	496



PK 01 – 446 x 646 x h / material

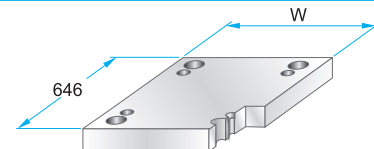
PKA 01 – 446 x 646 x h / material

36	1730
46	2312
56	2085

**PK 11
PKA 11**



	W
PK 11	546
PKA 11	496

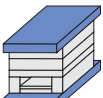


PK 11 – 446 x 646 x h / material

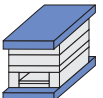
PKA 11 – 446 x 646 x h / material

36	1730
46	2312
56	2085

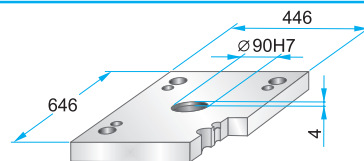
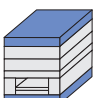
**PK 02
PKA 02**



**PK 12
PKA 12**



**PK 21
PKA 21**

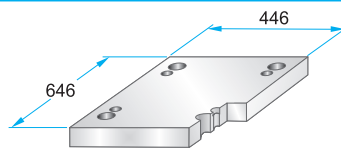


PK 21 – 446 x 646 x h / material

PKA 21 – 446 x 646 x h / material

36	1730
46	2312
56	2085

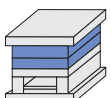
**PK 22
PKA 22**



PK 22 – 446 x 646 x h / material

PKA 22 – 446 x 646 x h / material

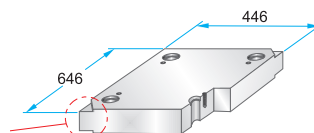
36	1730
46	2312
56	2085



**PK 03
PKA 03**

Podcięcia do demontażu
na życzenie – patrz str. 2.10

Corner undercuts upon request – see page 2.10



PK 03 – 446 x 646 x h / material

PKA 03 – 446 x 646 x h / material

PK 35 – 446 x 646 x h / material

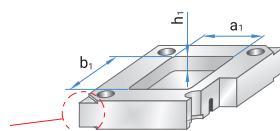
PKA 35 – 446 x 646 x h / (a1/b1/h1)

27	1730
36	2083
46	2085
56	2162
66	2311
76	2312
86	2738
96	Toolox33
116	Toolox44
136	2738HH
156	2714HH
176	

**PK 35
PKA 35**

Podcięcia do demontażu
na życzenie – patrz str. 2.10

Corner undercuts upon request – see page 2.10



Materiały informacyjne

– patrz str. 1.3

Material information

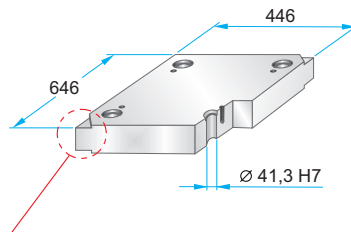
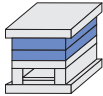
– see page 1.3

Korpus formy

Mold base

446x646

PK 31

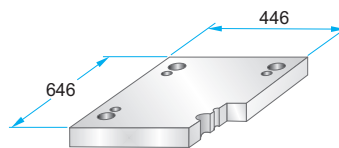
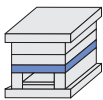


Podcięcia do demontażu na życzenie – patrz str. 2.10
Corner undercuts upon request – see page 2.10

Materiały informacyjne – patrz str. 1.3
Material information – see page 1.3

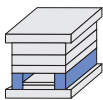
PK 31 – 446 x 646 x	h / material
27	1730
36	2083
46	2085
56	2162
66	2311
76	2312
86	2343
96	2738
116	2767
136	Toolox33
156	Toolox44
166	2738HH
	2714HH

**PK 04
PKA 04**

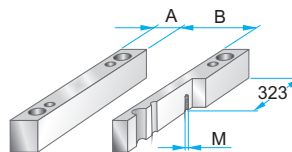


PK 04 – 446 x 646 x	h / material
46	1730
56	2312
66	2085
76	

**PK 05
PKA 05**

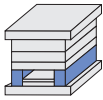


	A	B	M
PK 05	62	322	–
PKA 05	62	322	M10

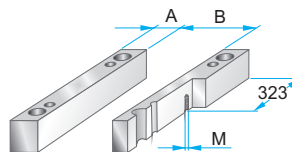


PK 05 – 446 x 646 x	h / material
76	1730
86	2085
96	
116	
136	
156	

**PK 55
PKA 55**

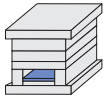


	A	B	M
PK 55	86	274	–
PKA 55	86	274	M10

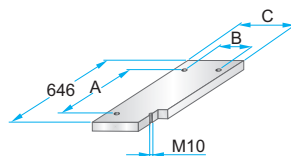


PK 55 – 446 x 646 x	h / material
76	1730
86	2085
96	
116	
136	
156	

**PK 06
PKA 06**

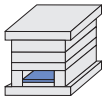


	A	B	C
PK 06	564	286	318
PKA 06	510	280	318

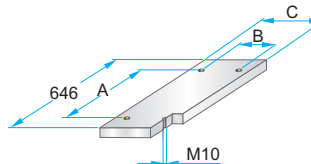


PK 06 – 446 x 646 x	h / material
27	1730
	2085

**PK 65
PKA 65**

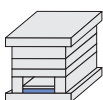


	A	B	C
PK 65	564	238	270
PKA 65	510	230	268

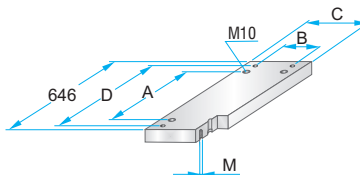


PK 65 – 446 x 646 x	h / material
27	1730
	2085

**PK 07
PKA 07**

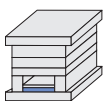


	A	B	C	D	M
PK 07	564	286	318	614	M4
PKA 07	510	280	318	608	M5

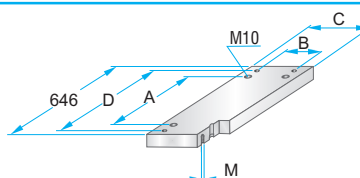


PK 07 – 446 x 646 x	h / material
36	1730
	2312
	2085

**PK 75
PKA 75**



	A	B	C	D	M
PK 75	564	238	270	614	M4
PKA 75	510	230	268	608	M5

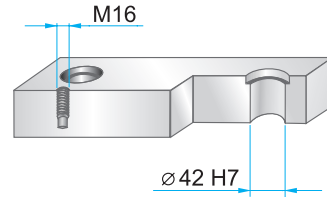
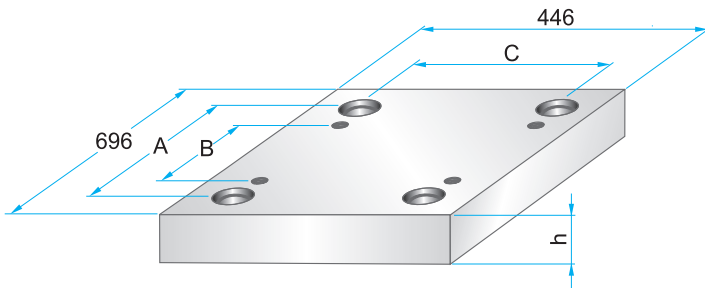


PK 75 – 446 x 646 x	h / material
36	1730
	2312
	2085

Korpus formy

Mold base

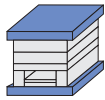
446x696



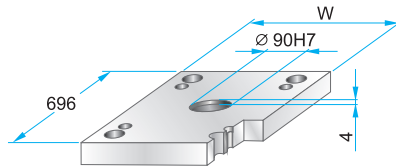
Wymiary i tolerancje – patrz str. 2.9
Dimensions and tolerances – see page 2.9

	A	B	C
PK	624	530	374
PKA	624	530	374

**PK 01
PKA 01**



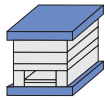
	W
PK 01	546
PKA 01	496



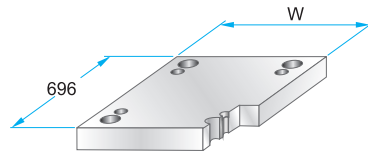
PK 01 – 446 x 696 x h / material
PKA 01 – 446 x 696 x h / material

36	1730
46	2312
56	2085

**PK 11
PKA 11**



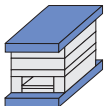
	W
PK 11	546
PKA 11	496



PK 11 – 446 x 696 x h / material
PKA 11 – 446 x 696 x h / material

36	1730
46	2312
56	2085

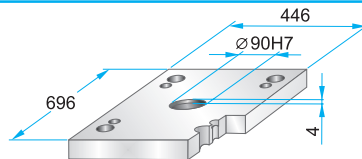
**PK 02
PKA 02**



**PK 12
PKA 12**



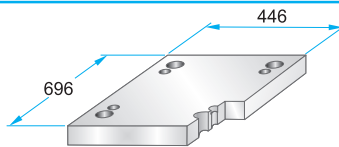
**PK 21
PKA 21**



PK 21 – 446 x 696 x h / material
PKA 21 – 446 x 696 x h / material

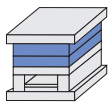
36	1730
46	2312
	2085

**PK 22
PKA 22**



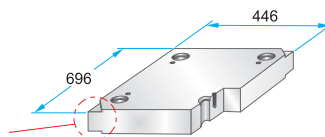
PK 22 – 446 x 696 x h / material
PKA 22 – 446 x 696 x h / material

36	1730
46	2312
	2085



**PK 03
PKA 03**

Podcięcia do demontażu
na życzenie – patrz str. 2.10
Corner undercuts upon request – see page 2.10



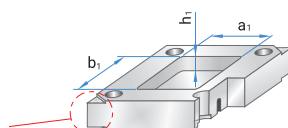
PK 03 – 446 x 696 x h / material
PKA 03 – 446 x 696 x h / material

PK 35 – 446 x 696 x h / material
PKA 35 – 446 x 696 x h / (a1/b1/h1)

27	1730
36	2083
46	2085
56	2162
66	2311
76	2312
86	2738
96	Toolox33
116	Toolox44
136	2738HH
156	2714HH
176	

**PK 35
PKA 35**

Podcięcia do demontażu
na życzenie – patrz str. 2.10
Corner undercuts upon request – see page 2.10



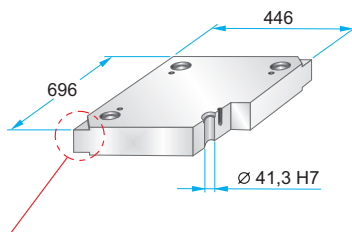
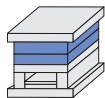
Materiały informacyjne
– patrz str. 1.3
Material information
– see page 1.3

Korpus formy

Mold base

446x696

PK 31

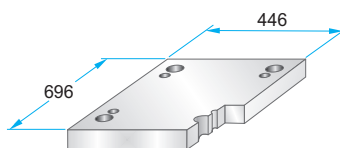
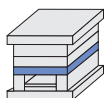


Podcięcia do demontażu na życzenie – patrz str. 2.10
Corner undercuts upon request – see page 2.10

Materialy informacyjne – patrz str. 1.3
Material information – see page 1.3

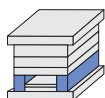
PK 31 – 446 x 696 x	h /	material
	36	1730
	46	2083
	56	2085
	66	2162
	76	2311
	86	2312
	96	2343
	116	2738
	136	2767
	156	Toolox33
	176	Toolox44
		2738HH
		2714HH

**PK 04
PKA 04**

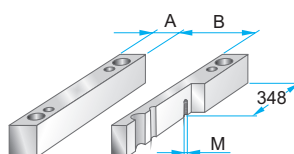


PK 04 – 446 x 696 x	h /	material
	46	1730
	56	2312
	66	2085
	76	

**PK 05
PKA 05**

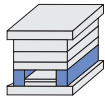


	A	B	M
PK 05	62	322	–
PKA 05	62	322	M10

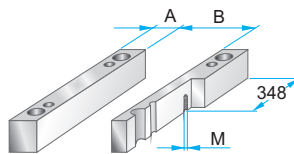


PK 05 – 446 x 696 x	h /	material
	76	1730
	86	2085
	96	
	116	
	136	
	156	

**PK 55
PKA 55**

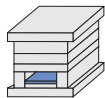


	A	B	M
PK 55	86	274	–
PKA 55	86	274	M10

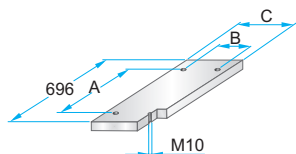


PK 55 – 446 x 696 x	h /	material
	76	1730
	86	2085
	96	
	116	
	136	
	156	

**PK 06
PKA 06**

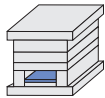


	A	B	C
PK 06	614	286	318
PKA 06	560	280	318

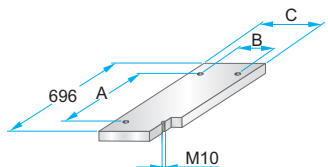


PK 06 – 446 x 696 x	h /	material
	27	1730
		2085

**PK 65
PKA 65**

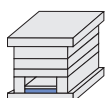


	A	B	C
PK 65	614	238	270
PKA 65	560	230	268

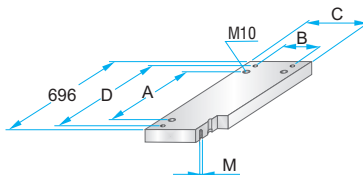


PK 65 – 446 x 696 x	h /	material
	27	1730
		2085

**PK 07
PKA 07**

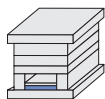


	A	B	C	D	M
PK 07	614	286	318	664	M4
PKA 07	560	280	318	658	M5

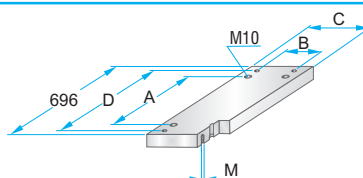


PK 07 – 446 x 696 x	h /	material
	36	1730
		2312
		2085

**PK 75
PKA 75**



	A	B	C	D	M
PK 75	614	238	270	664	M4
PKA 75	560	230	268	658	M5

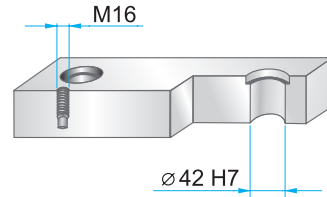
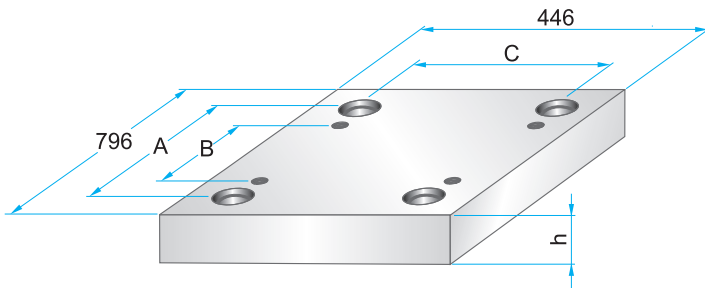


PK 75 – 446 x 696 x	h /	material
	36	1730
		2312
		2085

Korpus formy

Mold base

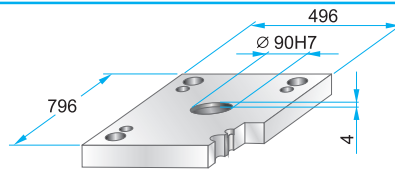
446x796



Wymiary i tolerancje – patrz str. 2.9
Dimensions and tolerances – see page 2.9

	A	B	C
PK	724	630	374
PKA	724	630	374

PKA 01



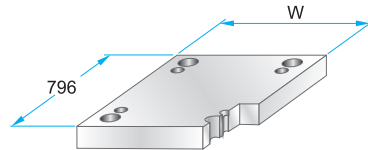
PKA 01 – 446 x 796 x h / material

46	1730
	2312
	2085

**PK 11
PKA 11**



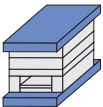
	W
PK 11	546
PKA 11	496



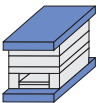
PK 11 – 446 x 796 x h / material
PKA 11 – 446 x 796 x h / material

46	1730
56	2312
	2085

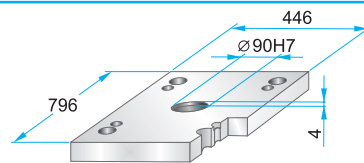
**PK 02
PKA 02**



**PK 12
PKA 12**



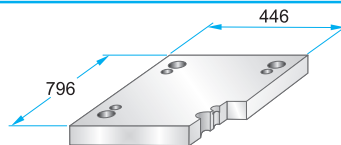
PKA 21



PKA 21 – 446 x 796 x h / material

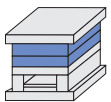
46	1730
	2312
	2085

**PK 22
PKA 22**



PK 22 – 446 x 796 x h / material
PKA 22 – 446 x 796 x h / material

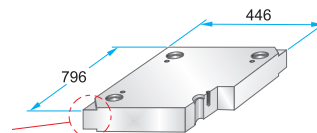
36	1730
46	2312
	2085



**PK 03
PKA 03**

Podcięcia do demontażu
na życzenie – patrz str. 2.10

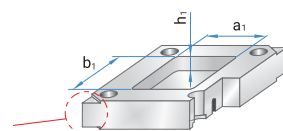
Corner undercuts upon request – see page 2.10



**PK 35
PKA 35**

Podcięcia do demontażu
na życzenie – patrz str. 2.10

Corner undercuts upon request – see page 2.10



PK 03 – 446 x 796 x h / material
PKA 03 – 446 x 796 x h / material

PK 35 – 446 x 796 x h / material
PKA 35 – 446 x 796 x h / (a1/b1/h1)

27	1730
36	2083
46	2085
56	2162
66	2311
76	2312
86	2738
96	Toolox33
116	Toolox44
136	2738HH
156	2714HH
176	

Materiały informacyjne

– patrz str. 1.3

Material information

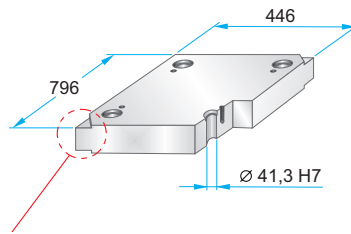
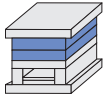
– see page 1.3

Korpus formy

Mold base

446x796

PK 31



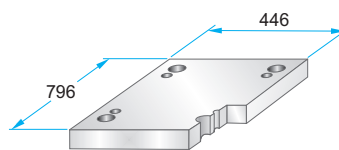
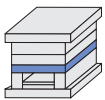
Podcięcia do demontażu na życzenie – patrz str. 2.10
Corner undercuts upon request – see page 2.10

Materiały informacyjne – patrz str. 1.3
Material information – see page 1.3

PK 31 – 446 x 796 x h / material

h	material
36	1730
46	2083
56	2085
66	2162
76	2311
86	2312
96	2343
116	2738
136	2767
156	Toolox33
176	Toolox44
	2738HH
	2714HH

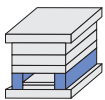
**PK 04
PKA 04**



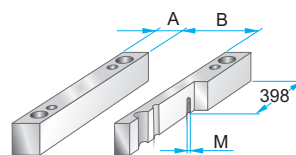
**PK 04 – 446 x 796 x h / material
PKA 04 – 446 x 796 x h / material**

h	material
46	1730
56	2312
	2085

**PK 05
PKA 05**



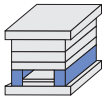
	A	B	M
PK 05	62	322	-
PKA 05	62	322	M10



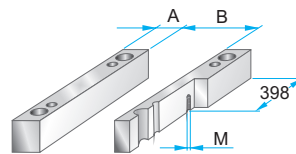
**PK 05 – 446 x 796 x h / material
PKA 05 – 446 x 796 x h / material**

h	material
76	1730
86	2085
96	
116	
136	
156	

**PK 55
PKA 55**



	A	B	M
PK 55	86	274	-
PKA 55	86	274	M10



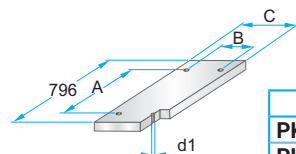
**PK 55 – 446 x 796 x h / material
PKA 55 – 446 x 796 x h / material**

h	material
76	1730
86	2085
96	
116	
136	
156	

**PK 06
PKA 06**



	A	B	C
PK 06	714	286	318
PKA 06	660	280	318



**PK 06 – 446 x 796 x h / material
PKA 06 – 446 x 796 x h / material**

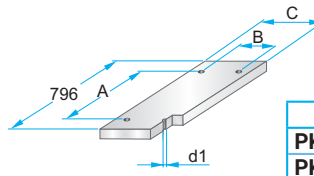
	d1
PK 06	M12
PKA 06	M10

h	material
27	1730
	2085

**PK 65
PKA 65**



	A	B	C
PK 65	714	238	270
PKA 65	660	230	268

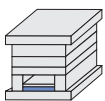


**PK 65 – 446 x 796 x h / material
PKA 65 – 446 x 796 x h / material**

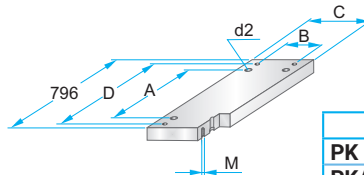
	d1
PK 65	M12
PKA 65	M10

h	material
27	1730
	2085

**PK 07
PKA 07**



	A	B	C	D	M
PK 07	714	286	318	-	-
PKA 07	660	280	318	758	M5

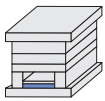


**PK 07 – 446 x 796 x h / material
PKA 07 – 446 x 796 x h / material**

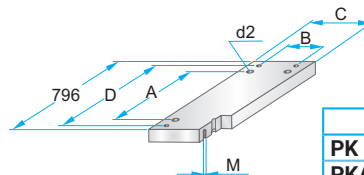
	d2
PK 07	M12
PKA 07	M10

h	material
36	1730
	2312
	2085

**PK 75
PKA 75**



	A	B	C	D	M
PK 75	714	238	270	-	-
PKA 75	660	230	268	758	M5



**PK 75 – 446 x 796 x h / material
PKA 75 – 446 x 796 x h / material**

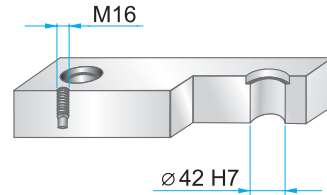
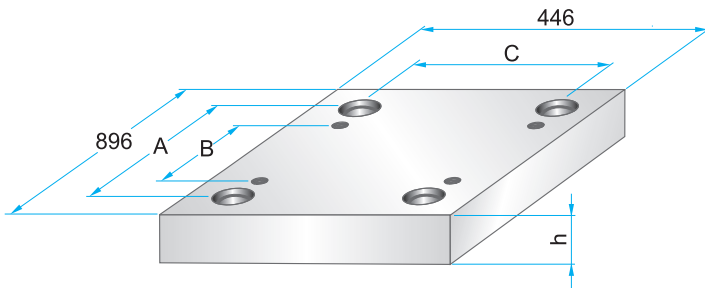
	d2
PK 75	M12
PKA 75	M10

h	material
36	1730
	2312
	2085

Korpus formy

Mold base

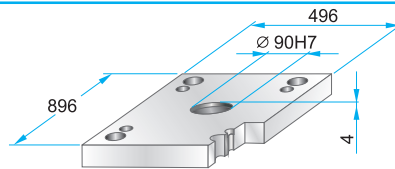
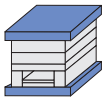
446x896



Wymiary i tolerancje – patrz str. 2.9
Dimensions and tolerances – see page 2.9

	A	B	C
PK	824	730	374
PKA	824	730	374

PKA 01



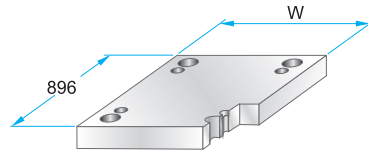
PKA 01 – 446 x 896 x h / material

h	material
46	1730
	2312
	2085

**PK 11
PKA 11**



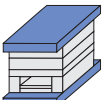
	W
PK 11	546
PKA 11	496



**PK 11 – 446 x 896 x h / material
PKA 11 – 446 x 896 x h / material**

h	material
46	1730
56	2312
	2085

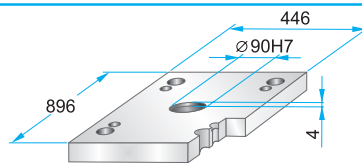
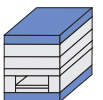
**PK 02
PKA 02**



**PK 12
PKA 12**



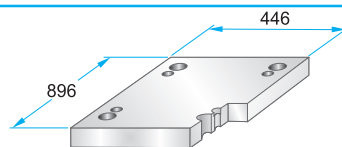
PKA 21



PKA 21 – 446 x 896 x h / material

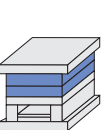
h	material
46	1730
	2312
	2085

**PK 22
PKA 22**



**PK 22 – 446 x 896 x h / material
PKA 22 – 446 x 896 x h / material**

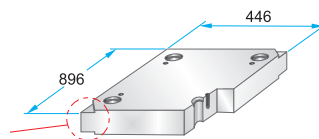
h	material
36	1730
46	2312
	2085



**PK 03
PKA 03**

Podcięcia do demontażu
na życzenie – patrz str. 2.10

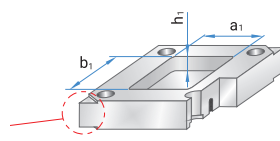
Corner undercuts upon request – see page 2.10



**PK 35
PKA 35**

Podcięcia do demontażu
na życzenie – patrz str. 2.10

Corner undercuts upon request – see page 2.10



**PK 03 – 446 x 896 x h / material
PKA 03 – 446 x 896 x h / material**

**PK 35 – 446 x 896 x h / material
PKA 35 – 446 x 896 x h / (a1/b1/h1)**

27	1730
36	2083
46	2085
56	2162
66	2311
76	2312
86	2738
96	Toolox33
116	Toolox44
136	2738HH
156	2714HH
176	

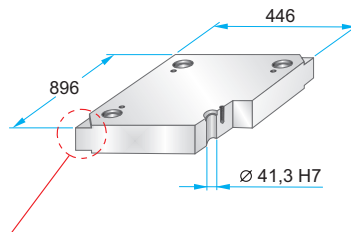
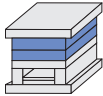
Materiały informacyjne
– patrz str. 1.3
Material information
– see page 1.3

Korpus formy

Mold base

446x896

PK 31



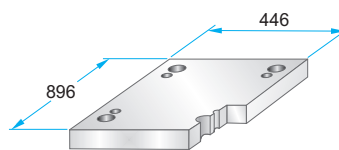
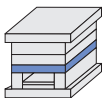
Podcięcia do demontażu na życzenie – patrz str. 2.10
Corner undercuts upon request – see page 2.10

Materiały informacyjne – patrz str. 1.3
Material information – see page 1.3

PK 31 – 446 x 896 x h / material

h	material
36	1730
46	2083
56	2085
66	2162
76	2311
86	2312
96	2343
116	2738
136	2767
156	Toolox33
	Toolox44
	2738HH
	2714HH

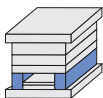
**PK 04
PKA 04**



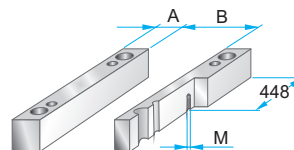
PK 04 – 446 x 896 x h / material
PKA 04 – 446 x 896 x h / material

h	material
46	1730
56	2312
	2085

**PK 05
PKA 05**



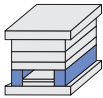
	A	B	M
PK 05	62	322	-
PKA 05	62	322	M10



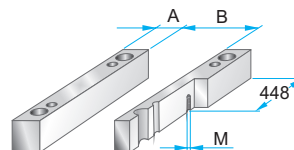
PK 05 – 446 x 896 x h / material
PKA 05 – 446 x 896 x h / material

h	material
76	1730
86	2085
96	
116	
136	
156	

**PK 55
PKA 55**



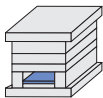
	A	B	M
PK 55	86	274	-
PKA 55	86	274	M10



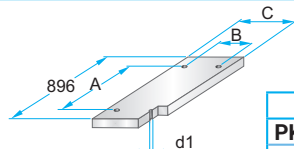
PK 55 – 446 x 896 x h / material
PKA 55 – 446 x 896 x h / material

h	material
76	1730
86	2085
96	
116	
136	
156	

**PK 06
PKA 06**



	A	B	C
PK 06	814	286	318
PKA 06	760	280	318

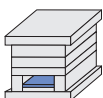


PK 06 – 446 x 896 x h / material
PKA 06 – 446 x 896 x h / material

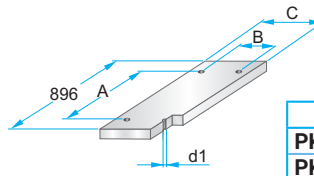
	d1
PK 06	M12
PKA 06	M10

h	material
27	1730
	2085

**PK 65
PKA 65**



	A	B	C
PK 65	814	238	270
PKA 65	760	230	268

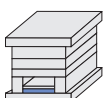


PK 65 – 446 x 896 x h / material
PKA 65 – 446 x 896 x h / material

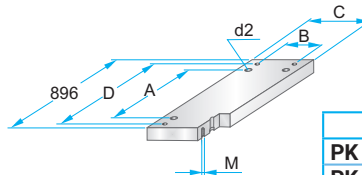
	d1
PK 65	M12
PKA 65	M10

h	material
27	1730
	2085

**PK 07
PKA 07**



	A	B	C	D	M
PK 07	814	286	318	-	-
PKA 07	760	280	318	858	M5

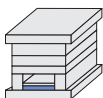


PK 07 – 446 x 896 x h / material
PKA 07 – 446 x 896 x h / material

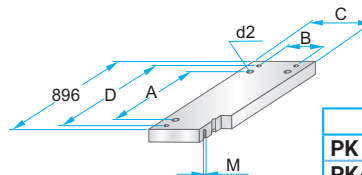
	d2
PK 07	M12
PKA 07	M10

h	material
36	1730
	2312
	2085

**PK 75
PKA 75**



	A	B	C	D	M
PK 75	814	238	270	-	-
PKA 75	760	230	268	858	M5



PK 75 – 446 x 896 x h / material
PKA 75 – 446 x 896 x h / material

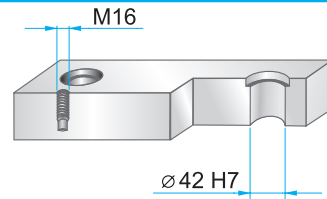
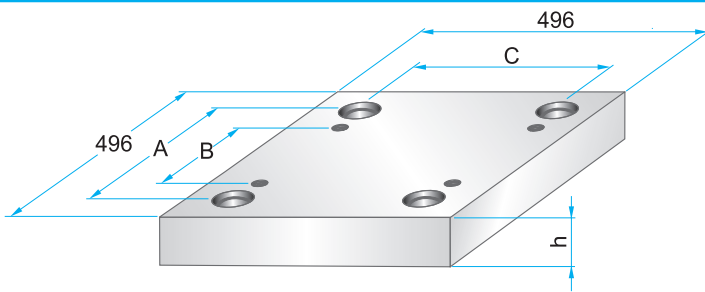
	d2
PK 75	M12
PKA 75	M10

h	material
36	1730
	2312
	2085

Korpus formy

Mold base

496x496



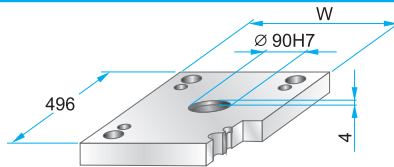
Wymiary i tolerancje – patrz str. 2.9
Dimensions and tolerances – see page 2.9

	A	B	C
PK	424	330	424
PKA	424	330	424

**PK 01
PKA 01**



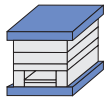
	W
PK 01	596
PKA 01	546



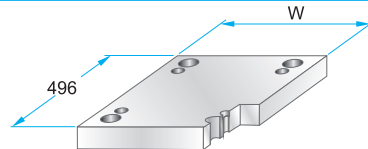
PK 01 – 496 x 496 x h / material
PKA 01 – 496 x 496 x h / material

36	1730
46	2312
56	2085

**PK 11
PKA 11**



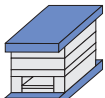
	W
PK 11	596
PKA 11	546



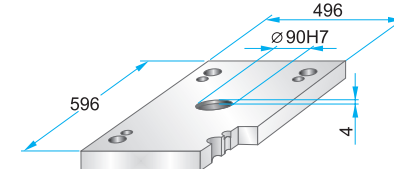
PK 11 – 496 x 496 x h / material
PKA 11 – 496 x 496 x h / material

36	1730
46	2312
56	2085

**PK 02
PKA 02**



	W
PK 02	596
PKA 02	546



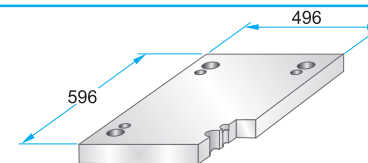
PK 02 – 496 x 496 x h / material
PKA 02 – 496 x 496 x h / material

36	1730
46	2312
56	2085

**PK 12
PKA 12**



	W
PK 12	596
PKA 12	546



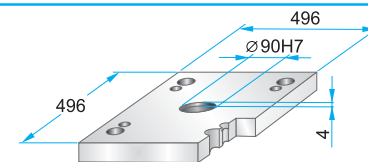
PK 12 – 496 x 496 x h / material
PKA 12 – 496 x 496 x h / material

36	1730
46	2312
56	2085

**PK 21
PKA 21**



	W
PK 21	596
PKA 21	546



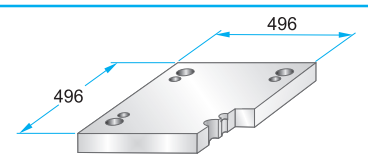
PK 21 – 496 x 496 x h / material
PKA 21 – 496 x 496 x h / material

27	1730
36	2312
46	2085
56	

**PK 22
PKA 22**



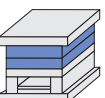
	W
PK 22	596
PKA 22	546



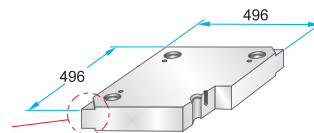
PK 22 – 496 x 496 x h / material
PKA 22 – 496 x 496 x h / material

27	1730
36	2312
46	2085
56	

**PK 03
PKA 03**



Podcięcia do demontażu
na życzenie – patrz str. 2.10
Corner undercuts upon request – see page 2.10



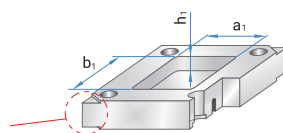
PK 03 – 496 x 496 x h / material
PKA 03 – 496 x 496 x h / material

PK 35 – 496 x 496 x h / material
PKA 35 – 496 x 496 x h / (a1/b1/h1)

27	1730
36	2083
46	2085
56	2162
66	2311
76	2312
86	2738
96	Toolox33
116	Toolox44
136	2738HH
156	2714HH
176	

**PK 35
PKA 35**

Podcięcia do demontażu
na życzenie – patrz str. 2.10
Corner undercuts upon request – see page 2.10



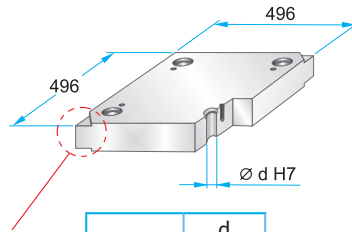
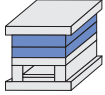
Materiały informacyjne
– patrz str. 1.3
Material information
– see page 1.3

Korpus formy

Mold base

496x496

**PK 31
PKA 31**



Podcięcia do demontażu na życzenie – patrz str. 2.10
Corner undercuts upon request – see page 2.10

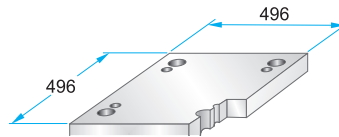
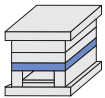
	d
PK 31	41,3
PKA 31	41,4

Materiały informacyjne – patrz str. 1.3
Material information – see page 1.3

PK 31 – 496 x 496 x h / material
PKA 31 – 496 x 496 x h / material

27	1730
36	2083
46	2085
56	2162
66	2311
76	2312
86	2343
96	2738
116	2767
136	Toolox33
156	Toolox44
176	2738HH
	2714HH

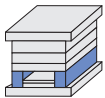
**PK 04
PKA 04**



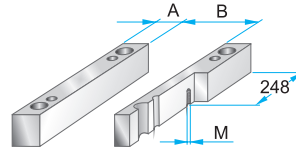
PK 04 – 496 x 496 x h / material
PKA 04 – 496 x 496 x h / material

46	1730
56	2312
66	2085
76	
86	
96	

**PK 05
PKA 05**



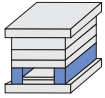
	A	B	M
PK 05	62	372	-
PKA 05	62	372	M10



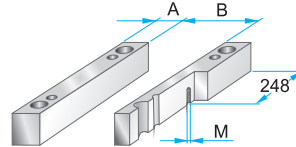
PK 05 – 496 x 496 x h / material
PKA 05 – 496 x 496 x h / material

66	1730
76	2085
86	
96	
116	
136	
156	

**PK 55
PKA 55**



	A	B	M
PK 55	86	324	-
PKA 55	86	324	M10



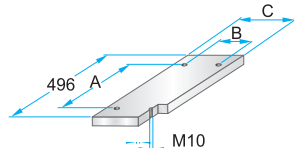
PK 55 – 496 x 496 x h / material
PKA 55 – 496 x 496 x h / material

66	1730
76	2085
86	
96	
116	
136	
156	

**PK 06
PKA 06**



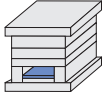
	A	B	C
PK 06	414	336	368
PKA 06	360	330	368



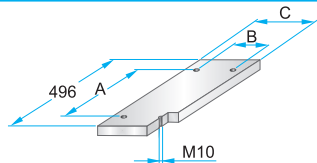
PK 06 – 496 x 496 x h / material
PKA 06 – 496 x 496 x h / material

22	1730
27	2085

**PK 65
PKA 65**



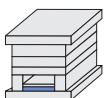
	A	B	C
PK 65	414	288	320
PKA 65	360	280	318



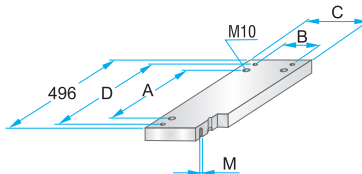
PK 65 – 496 x 496 x h / material
PKA 65 – 496 x 496 x h / material

22	1730
27	2085

**PK 07
PKA 07**



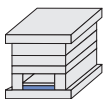
	A	B	C	D	M
PK 07	414	336	368	464	M4
PKA 07	360	330	368	458	M5



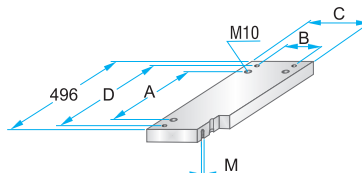
PK 07 – 496 x 496 x h / material
PKA 07 – 496 x 496 x h / material

27	1730
36	2312
	2085

**PK 75
PKA 75**



	A	B	C	D	M
PK 75	414	288	320	464	M4
PKA 75	360	280	318	458	M5



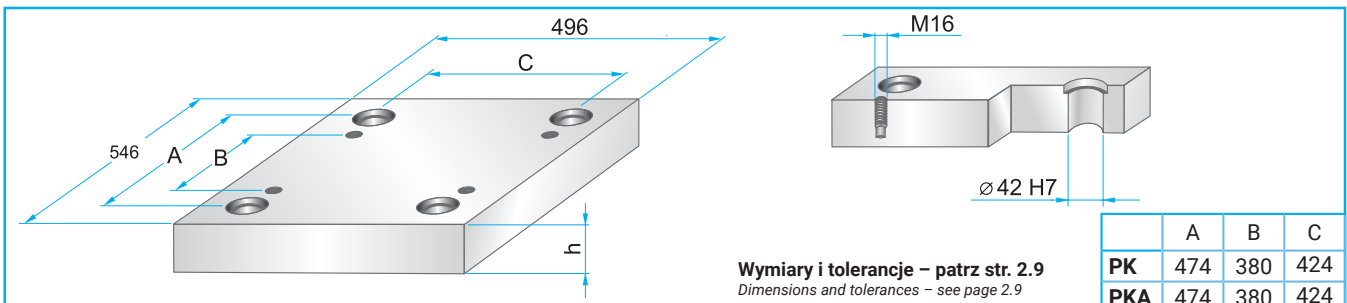
PK 75 – 496 x 496 x h / material
PKA 75 – 496 x 496 x h / material

27	1730
36	2312
	2085

Korpus formy

Mold base

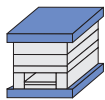
496x546



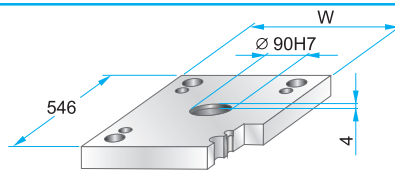
Wymiary i tolerancje – patrz str. 2.9
Dimensions and tolerances – see page 2.9

	A	B	C
PK	474	380	424
PKA	474	380	424

**PK 01
PKA 01**

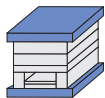


	W
PK 01	596
PKA 01	546

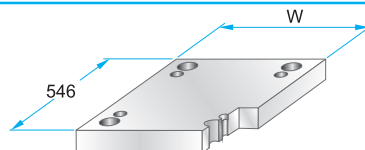


PK 01	– 496 x 546 x	h /	material
PKA 01	– 496 x 546 x	h /	
		36	1730
		46	2312
		56	2085

**PK 11
PKA 11**



	W
PK 11	596
PKA 11	546



PK 11	– 496 x 546 x	h /	material
PKA 11	– 496 x 546 x	h /	
		36	1730
		46	2312
		56	2085

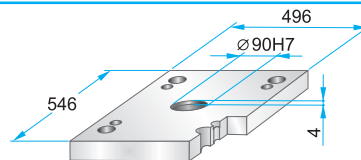
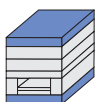
**PK 02
PKA 02**



**PK 12
PKA 12**

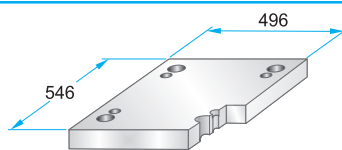


**PK 21
PKA 21**

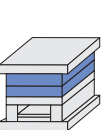


PK 21	– 496 x 546 x	h /	material
PKA 21	– 496 x 546 x	h /	
		27	1730
		36	2312
		46	2085

**PK 22
PKA 22**



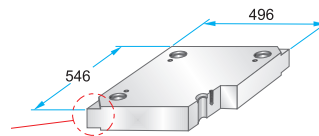
PK 22	– 496 x 546 x	h /	material
PKA 22	– 496 x 546 x	h /	
		27	1730
		36	2312
		46	2085



**PK 03
PKA 03**

Podcięcia do demontażu
na życzenie – patrz str. 2.10

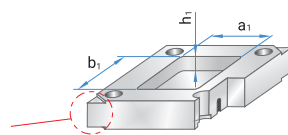
Corner undercuts upon request – see page 2.10



**PK 35
PKA 35**

Podcięcia do demontażu
na życzenie – patrz str. 2.10

Corner undercuts upon request – see page 2.10



PK 03	– 496 x 546 x	h /	material
PKA 03	– 496 x 546 x	h /	

PK 35	– 496 x 546 x	h /	material
PKA 35	– 496 x 546 x	h /	(a1/b1/h1)

	27	1730
	36	2083
	46	2085
	56	2162
	66	2311
	76	2312
	86	2738
	96	Toolox33
	116	Toolox44
	136	2738HH
	156	2714HH
	176	

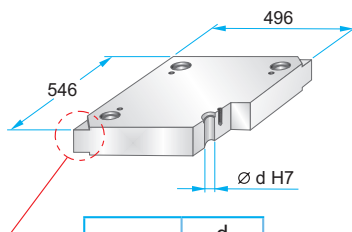
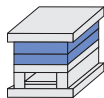
Materiały informacyjne
– patrz str. 1.3
Material information
– see page 1.3

Korpus formy

Mold base

496x546

**PK 31
PKA 31**



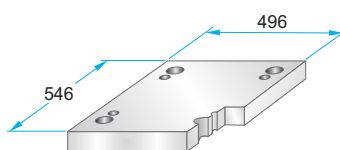
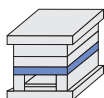
Podcięcia do demontażu na życzenie – patrz str. 2.10
Corner undercuts upon request – see page 2.10

	d
PK 31	41,3
PKA 31	41,4

Materiały informacyjne – patrz str. 1.3
Material information – see page 1.3

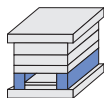
PK 31 – 496 x 546 x	h	/	material
PKA 31 – 496 x 546 x	h	/	
	27	/	1730
	36	/	2083
	46	/	2085
	56	/	2162
	66	/	2311
	76	/	2312
	86	/	2343
	96	/	2738
	116	/	2767
	136	/	Toolox33
	156	/	Toolox44
	176	/	2738HH
		/	2714HH

**PK 04
PKA 04**

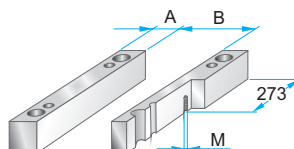


PK 04 – 496 x 546 x	h	/	material
PKA 04 – 496 x 546 x	h	/	
	46	/	1730
	56	/	2312
	66	/	2085
	76	/	
	86	/	
	96	/	

**PK 05
PKA 05**

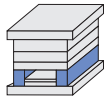


	A	B	M
PK 05	62	372	–
PKA 05	62	372	M10

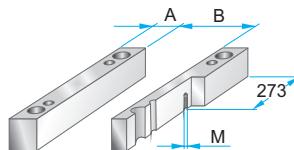


PK 05 – 496 x 546 x	h	/	material
PKA 05 – 496 x 546 x	h	/	
	66	/	1730
	76	/	2085
	86	/	
	96	/	
	116	/	
	136	/	
	156	/	

**PK 55
PKA 55**

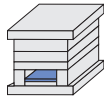


	A	B	M
PK 55	86	324	–
PKA 55	86	324	M10

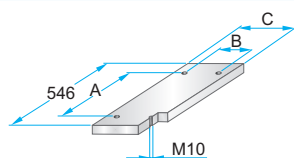


PK 55 – 496 x 546 x	h	/	material
PKA 55 – 496 x 546 x	h	/	
	66	/	1730
	76	/	2085
	86	/	
	96	/	
	116	/	
	136	/	
	156	/	

**PK 06
PKA 06**

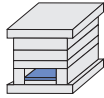


	A	B	C
PK 06	464	336	368
PKA 06	410	330	368

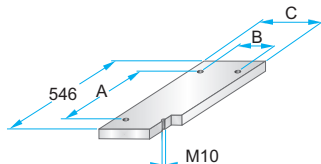


PK 06 – 496 x 546 x	h	/	material
PKA 06 – 496 x 546 x	h	/	
	22	/	1730
	27	/	2085

**PK 65
PKA 65**

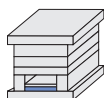


	A	B	C
PK 65	464	288	320
PKA 65	410	280	318

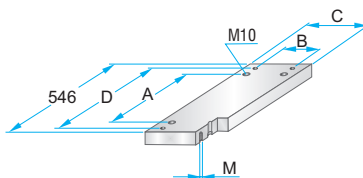


PK 65 – 496 x 546 x	h	/	material
PKA 65 – 496 x 546 x	h	/	
	22	/	1730
	27	/	2085

**PK 07
PKA 07**

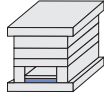


	A	B	C	D	M
PK 07	464	336	368	514	M4
PKA 07	410	330	368	508	M5

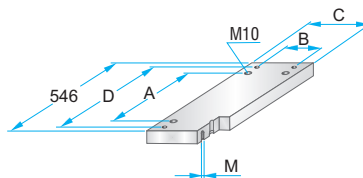


PK 07 – 496 x 546 x	h	/	material
PKA 07 – 496 x 546 x	h	/	
	27	/	1730
	36	/	2312
		/	2085

**PK 75
PKA 75**



	A	B	C	D	M
PK 75	464	288	320	514	M4
PKA 75	410	280	318	508	M5

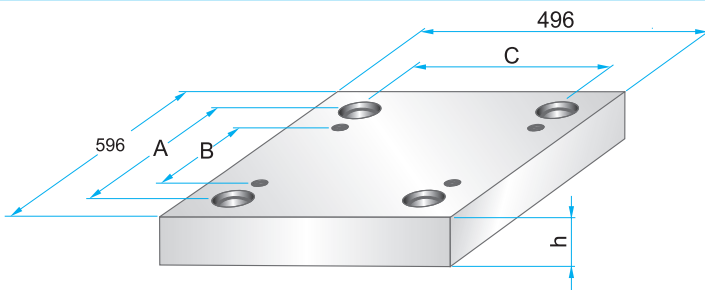


PK 75 – 496 x 546 x	h	/	material
PKA 75 – 496 x 546 x	h	/	
	27	/	1730
	36	/	2312
		/	2085

Korpus formy

Mold base

496x596



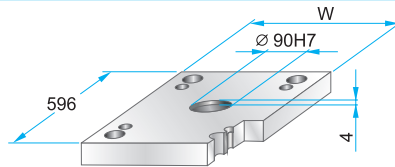
Wymiary i tolerancje – patrz str. 2.9
Dimensions and tolerances – see page 2.9

	A	B	C
PK	524	430	424
PKA	524	430	424

**PK 01
PKA 01**



	W
PK 01	596
PKA 01	546



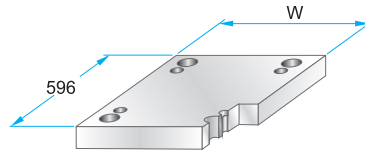
PK 01 – 496 x 596 x h / material
PKA 01 – 496 x 596 x h / material

36	1730
46	2312
56	2085

**PK 11
PKA 11**



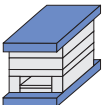
	W
PK 11	596
PKA 11	546



PK 11 – 496 x 596 x h / material
PKA 11 – 496 x 596 x h / material

36	1730
46	2312
56	2085

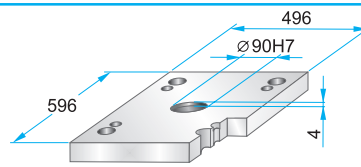
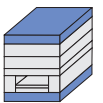
**PK 02
PKA 02**



**PK 12
PKA 12**



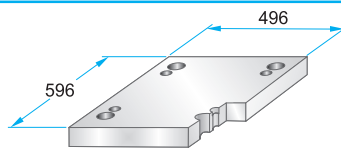
**PK 21
PKA 21**



PK 21 – 496 x 596 x h / material
PKA 21 – 496 x 596 x h / material

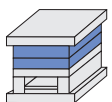
36	1730
46	2312
	2085

**PK 22
PKA 22**



PK 22 – 496 x 596 x h / material
PKA 22 – 496 x 596 x h / material

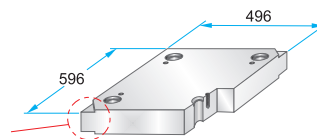
36	1730
46	2312
	2085



**PK 03
PKA 03**

Podcięcia do demontażu
na życzenie – patrz str. 2.10

Corner undercuts upon request – see page 2.10



PK 03 – 496 x 596 x h / material
PKA 03 – 496 x 596 x h / material

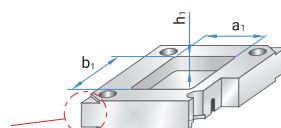
PK 35 – 496 x 596 x h / material
PKA 35 – 496 x 596 x h / (a1/b1/h1)

27	1730
36	2083
46	2085
56	2162
66	2311
76	2312
86	2738
96	Toolox33
116	Toolox44
136	2738HH
156	2714HH
176	

**PK 35
PKA 35**

Podcięcia do demontażu
na życzenie – patrz str. 2.10

Corner undercuts upon request – see page 2.10



Materiały informacyjne

– patrz str. 1.3

Material information

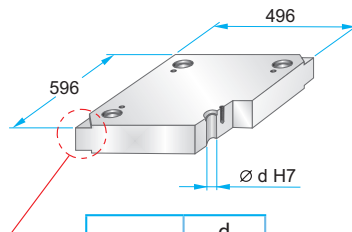
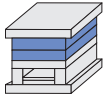
– see page 1.3

Korpus formy

Mold base

496x596

**PK 31
PKA 31**



Podcięcia do demontażu na życzenie – patrz str. 2.10
Corner undercuts upon request – see page 2.10

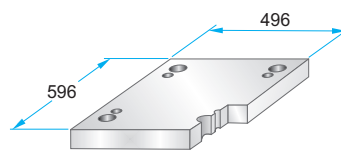
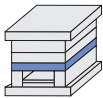
	d
PK 31	41,3
PKA 31	41,4

Materiały informacyjne – patrz str. 1.3
Material information – see page 1.3

PK 31 – 496 x 596 x h / material
PKA 31 – 496 x 596 x h / material

36	1730
46	2083
56	2085
66	2162
76	2311
86	2312
96	2343
116	2738
136	2767
156	Toolox33
176	Toolox44
	2738HH
	2714HH

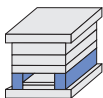
**PK 04
PKA 04**



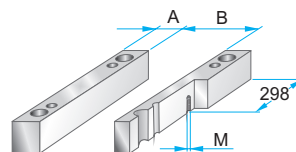
PK 04 – 496 x 596 x h / material
PKA 04 – 496 x 596 x h / material

46	1730
56	2312
66	2085
76	
86	
96	

**PK 05
PKA 05**



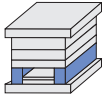
	A	B	M
PK 05	62	372	-
PKA 05	62	372	M10



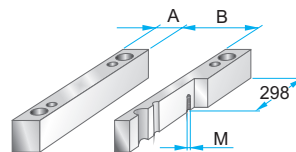
PK 05 – 496 x 596 x h / material
PKA 05 – 496 x 596 x h / material

66	1730
76	2085
86	
96	
116	
136	
156	

**PK 55
PKA 55**



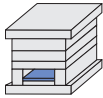
	A	B	M
PK 55	86	324	-
PKA 55	86	324	M10



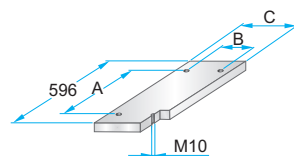
PK 55 – 496 x 596 x h / material
PKA 55 – 496 x 596 x h / material

66	1730
76	2085
86	
96	
116	
136	
156	

**PK 06
PKA 06**



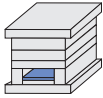
	A	B	C
PK 06	514	336	368
PKA 06	460	330	368



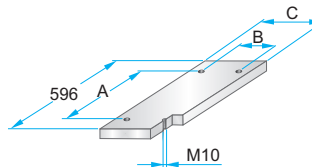
PK 06 – 496 x 596 x h / material
PKA 06 – 496 x 596 x h / material

27	1730
	2085

**PK 65
PKA 65**



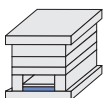
	A	B	C
PK 65	514	288	320
PKA 65	460	280	318



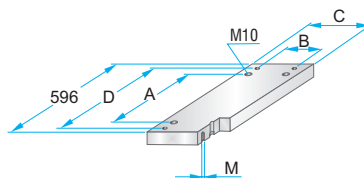
PK 65 – 496 x 596 x h / material
PKA 65 – 496 x 596 x h / material

27	1730
	2085

**PK 07
PKA 07**



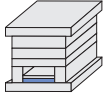
	A	B	C	D	M
PK 07	514	336	368	564	M4
PKA 07	460	330	368	558	M5



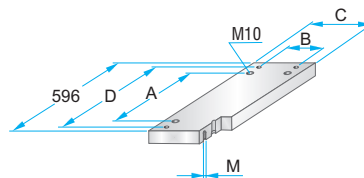
PK 07 – 496 x 596 x h / material
PKA 07 – 496 x 596 x h / material

36	1730
	2312
	2085

**PK 75
PKA 75**



	A	B	C	D	M
PK 75	514	288	320	564	M4
PKA 75	460	280	318	558	M5



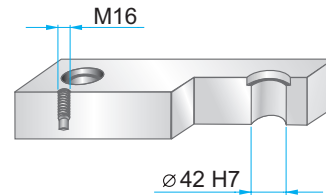
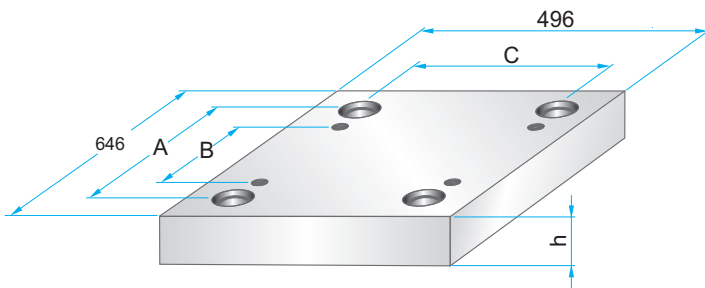
PK 75 – 496 x 596 x h / material
PKA 75 – 496 x 596 x h / material

36	1730
	2312
	2085

Korpus formy

Mold base

496x646



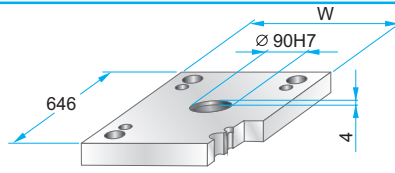
Wymiary i tolerancje – patrz str. 2.9
Dimensions and tolerances – see page 2.9

	A	B	C
PK	574	480	424
PKA	574	480	424

**PK 01
PKA 01**



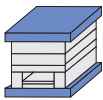
	W
PK 01	596
PKA 01	546



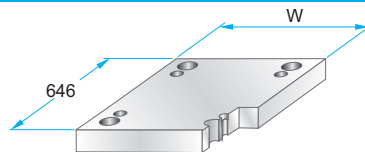
PK 01 – 496 x 646 x h / material
PKA 01 – 496 x 646 x h / material

46	1730
56	2312
	2085

**PK 11
PKA 11**



	W
PK 11	596
PKA 11	546



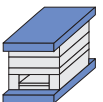
PK 11 – 496 x 646 x h / material
PKA 11 – 496 x 646 x h / material

46	1730
56	2312
	2085

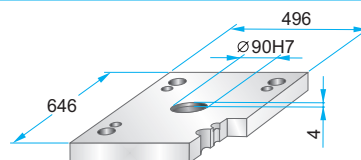
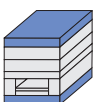
**PK 02
PKA 02**



**PK 12
PKA 12**



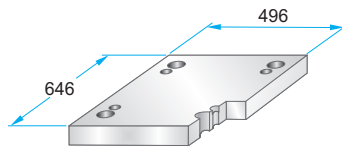
**PK 21
PKA 21**



PK 21 – 496 x 646 x h / material
PKA 21 – 496 x 646 x h / material

36	1730
46	2312
	2085

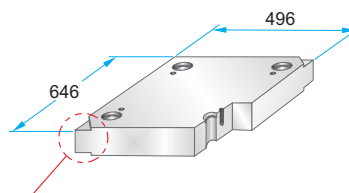
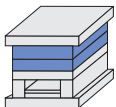
**PK 22
PKA 22**



PK 22 – 496 x 646 x h / material
PKA 22 – 496 x 646 x h / material

36	1730
46	2312
	2085

**PK 03
PKA 03**



PK 03 – 496 x 646 x h / material
PKA 03 – 496 x 646 x h / material

27	1730
36	2083
46	2085
56	2162
66	2311
76	2312
86	2738
96	Toolox33
116	Toolox44
136	2738HH
156	2714HH
176	

Podcięcia do demontażu na życzenie – patrz str. 2.10
Corner undercuts upon request – see page 2.10

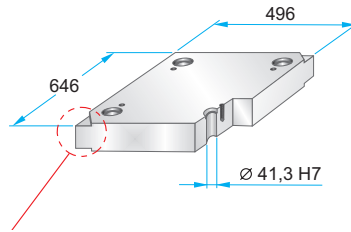
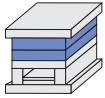
Materiały informacyjne – patrz str. 1.3
Material information – see page 1.3

Korpus formy

Mold base

496x646

PK 31



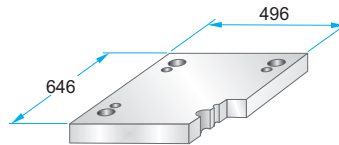
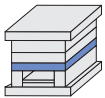
Podcięcia do demontażu na życzenie – patrz str. 2.10
Corner undercuts upon request – see page 2.10

Materiały informacyjne – patrz str. 1.3
Material information – see page 1.3

PK 31 – 496 x 646 x h / material

h	material
36	1730
46	2083
56	2085
66	2162
76	2311
86	2312
96	2343
116	2738
136	2767
156	Toolox33
176	Toolox44
	2738HH
	2714HH

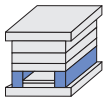
**PK 04
PKA 04**



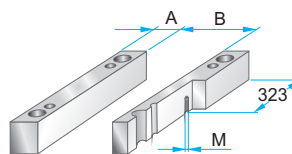
**PK 04 – 496 x 646 x h / material
PKA 04 – 496 x 646 x h / material**

h	material
46	1730
56	2312
66	2085
76	
86	
96	

**PK 05
PKA 05**



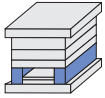
	A	B	M
PK 05	62	372	–
PKA 05	62	372	M10



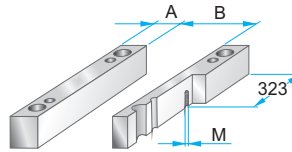
**PK 05 – 496 x 646 x h / material
PKA 05 – 496 x 646 x h / material**

h	material
66	1730
76	2085
86	
96	
116	
136	
156	

**PK 55
PKA 55**



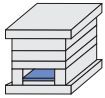
	A	B	M
PK 55	86	324	–
PKA 55	86	324	M10



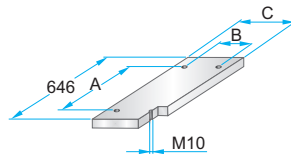
**PK 55 – 496 x 646 x h / material
PKA 55 – 496 x 646 x h / material**

h	material
66	1730
76	2085
86	
96	
116	
136	
156	

**PK 06
PKA 06**



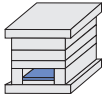
	A	B	C
PK 06	564	336	368
PKA 06	510	330	368



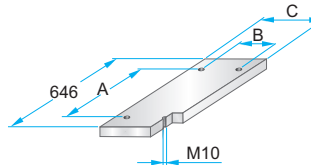
**PK 06 – 496 x 646 x h / material
PKA 06 – 496 x 646 x h / material**

h	material
27	1730
	2085

**PK 65
PKA 65**



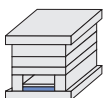
	A	B	C
PK 65	564	288	320
PKA 65	510	280	318



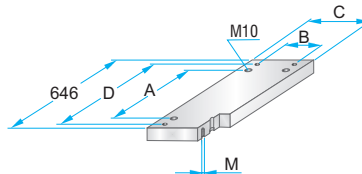
**PK 65 – 496 x 646 x h / material
PKA 65 – 496 x 646 x h / material**

h	material
27	1730
	2085

**PK 07
PKA 07**



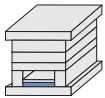
	A	B	C	D	M
PK 07	564	336	368	614	M4
PKA 07	510	330	368	608	M5



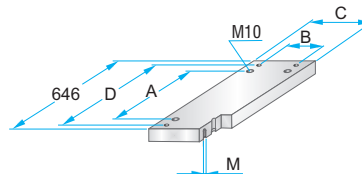
**PK 07 – 496 x 646 x h / material
PKA 07 – 496 x 646 x h / material**

h	material
36	1730
	2312
	2085

**PK 75
PKA 75**



	A	B	C	D	M
PK 75	564	288	320	614	M4
PKA 75	510	280	318	608	M5



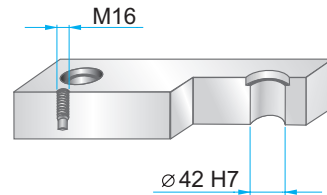
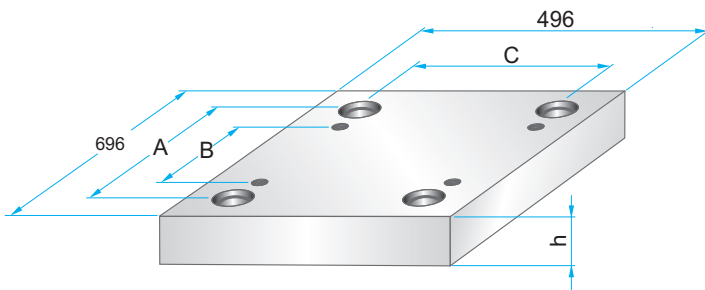
**PK 75 – 496 x 646 x h / material
PKA 75 – 496 x 646 x h / material**

h	material
36	1730
	2312
	2085

Korpus formy

Mold base

496x696



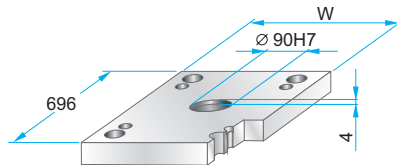
Wymiary i tolerancje – patrz str. 2.9
Dimensions and tolerances – see page 2.9

	A	B	C
PK	624	530	424
PKA	624	530	424

**PK 01
PKA 01**



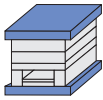
	W
PK 01	596
PKA 01	546



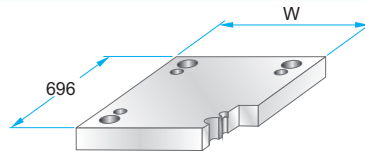
PK 01 – 496 x 696 x h / material
PKA 01 – 496 x 696 x h / material

46	1730
56	2312
	2085

**PK 11
PKA 11**



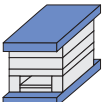
	W
PK 11	596
PKA 11	546



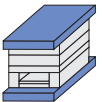
PK 11 – 496 x 696 x h / material
PKA 11 – 496 x 696 x h / material

46	1730
56	2312
	2085

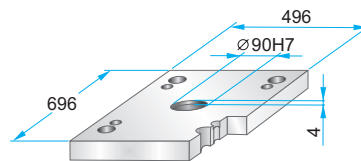
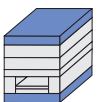
**PK 02
PKA 02**



**PK 12
PKA 12**



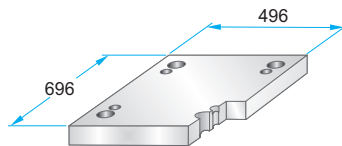
**PK 21
PKA 21**



PK 21 – 496 x 696 x h / material
PKA 21 – 496 x 696 x h / material

36	1730
46	2312
	2085

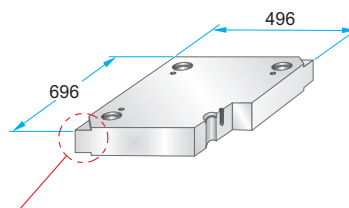
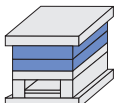
**PK 22
PKA 22**



PK 22 – 496 x 696 x h / material
PKA 22 – 496 x 696 x h / material

36	1730
46	2312
	2085

**PK 03
PKA 03**



PK 03 – 496 x 696 x h / material
PKA 03 – 496 x 696 x h / material

27	1730
36	2083
46	2085
56	2162
66	2311
76	2312
86	2738
96	Toolox33
116	Toolox44
136	2738HH
156	2714HH
176	

Podcięcia do demontażu na życzenie – patrz str. 2.10
Corner undercuts upon request – see page 2.10

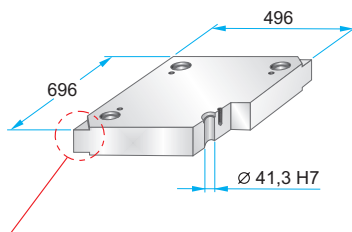
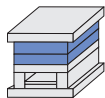
Materiały informacyjne – patrz str. 1.3
Material information – see page 1.3

Korpus formy

Mold base

496x696

PK 31

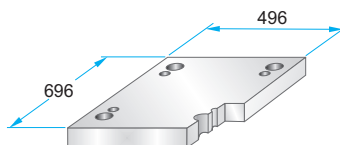
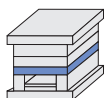


Podcięcia do demontażu na życzenie – patrz str. 2.10
Corner undercuts upon request – see page 2.10

Materiały informacyjne – patrz str. 1.3
Material information – see page 1.3

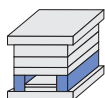
PK 31 – 496 x 696 x	h /	material
	36	1730
	46	2083
	56	2085
	66	2162
	76	2311
	86	2312
	96	2343
	116	2738
	136	2767
	156	Toolox33
	176	Toolox44
		2738HH
		2714HH

**PK 04
PKA 04**

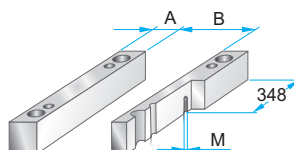


PK 04 – 496 x 696 x	h /	material
	46	1730
	56	2312
		2085

**PK 05
PKA 05**

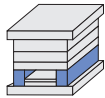


	A	B	M
PK 05	62	372	–
PKA 05	62	372	M10

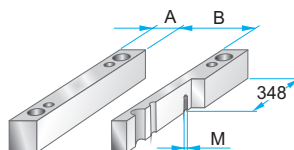


PK 05 – 496 x 696 x	h /	material
	76	1730
	86	2085
	96	
	116	
	136	
	156	

**PK 55
PKA 55**

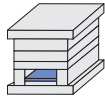


	A	B	M
PK 55	86	324	–
PKA 55	86	324	M10

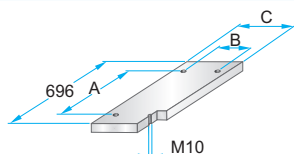


PK 55 – 496 x 696 x	h /	material
	76	1730
	86	2085
	96	
	116	
	136	
	156	

**PK 06
PKA 06**

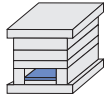


	A	B	C
PK 06	614	336	368
PKA 06	560	330	368

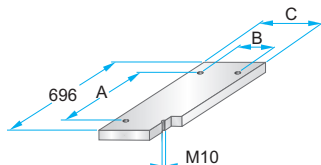


PK 06 – 496 x 696 x	h /	material
	27	1730
		2085

**PK 65
PKA 65**

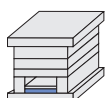


	A	B	C
PK 65	614	288	320
PKA 65	560	280	318

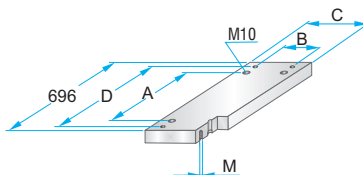


PK 65 – 496 x 696 x	h /	material
	27	1730
		2085

**PK 07
PKA 07**

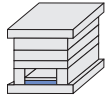


	A	B	C	D	M
PK 07	614	336	368	664	M4
PKA 07	560	330	368	658	M5

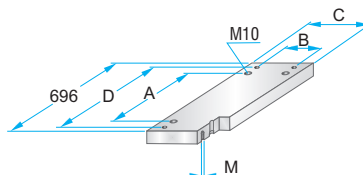


PK 07 – 496 x 696 x	h /	material
	36	1730
		2312
		2085

**PK 75
PKA 75**



	A	B	C	D	M
PK 75	614	288	320	664	M4
PKA 75	560	280	318	658	M5

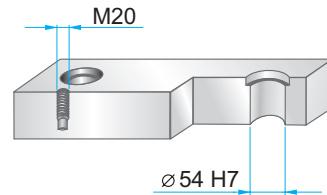
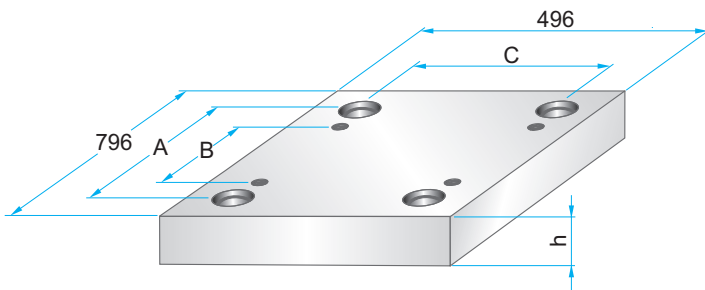


PK 75 – 496 x 696 x	h /	material
	36	1730
		2312
		2085

Korpus formy

Mold base

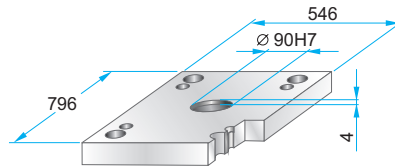
496x796



Wymiary i tolerancje – patrz str. 2.9
Dimensions and tolerances – see page 2.9

	A	B	C
PK	692	574	392
PKA	708	590	408

PKA 01



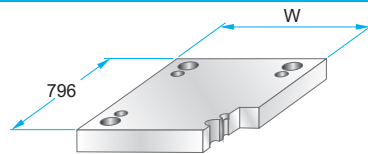
PKA 01 – 496 x 796 x h / material

46	1730
	2312
	2085

**PK 11
PKA 11**



	W
PK 11	596
PKA 11	546



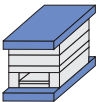
PK 11 – 496 x 796 x h / material
PKA 11 – 496 x 796 x h / material

46	1730
56	2312
	2085

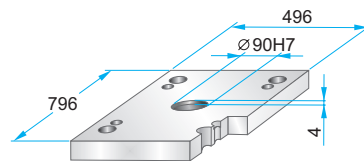
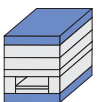
**PK 02
PKA 02**



**PK 12
PKA 12**



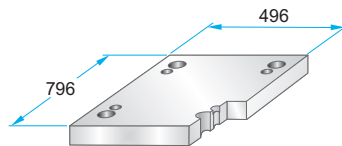
PKA 21



PKA 21 – 496 x 796 x h / material

46	1730
	2312
	2085

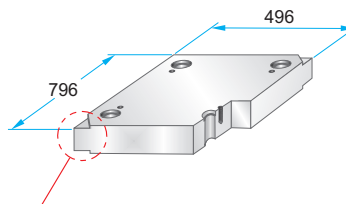
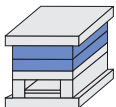
**PK 22
PKA 22**



PK 22 – 496 x 796 x h / material
PKA 22 – 496 x 796 x h / material

46	1730
	2312
	2085

**PK 03
PKA 03**



PK 03 – 496 x 796 x h / material
PKA 03 – 496 x 796 x h / material

27	1730
36	2083
46	2085
56	2162
66	2311
76	2312
86	2738
96	Toolox33
116	Toolox44
136	2738HH
156	2714HH
176	
196	

Podcięcia do demontażu na życzenie – patrz str. 2.10
Corner undercuts upon request – see page 2.10

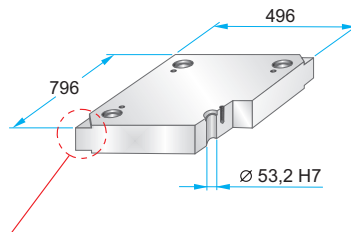
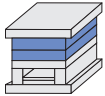
Materiały informacyjne – patrz str. 1.3
Material information – see page 1.3

Korpus formy

Mold base

496x796

PK 31

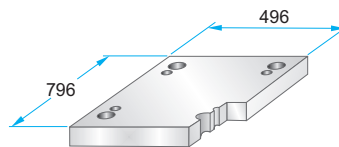
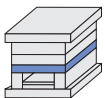


Podcięcia do demontażu na życzenie – patrz str. 2.10
Corner undercuts upon request – see page 2.10

Materiały informacyjne – patrz str. 1.3
Material information – see page 1.3

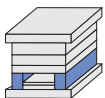
PK 31 – 496 x 796 x	h /	material
	36	1730
	46	2083
	56	2085
	66	2162
	76	2311
	86	2312
	96	2343
	116	2738
	136	2767
	156	Toolox33
	176	Toolox44
	196	2738HH
		2714HH

**PK 04
PKA 04**

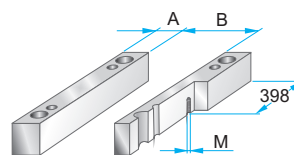


PK 04 – 496 x 796 x	h /	material
	46	1730
	56	2312
	76	2085

**PK 05
PKA 05**

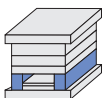


	A	B	M
PK 05	84	328	-
PKA 05	76	344	M12

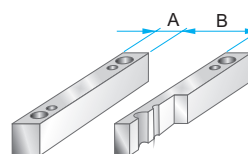


PK 05 – 496 x 796 x	h /	material
	86	1730
	96	2085
	116	
	136	
	156	
	176	

PK 55

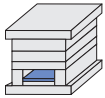


	A	B
PK 55	114	268

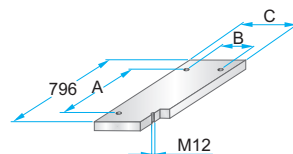


PK 55 – 496 x 796 x	h /	material
	96	1730
	116	2085
	136	
	156	

**PK 06
PKA 06**

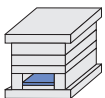


	A	B	C
PK 06	710	288	324
PKA 06	640	300	338

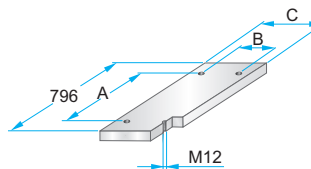


PK 06 – 496 x 796 x	h /	material
	27	1730
		2085

PK 65

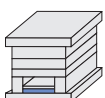


	A	B	C
PK 65	710	228	264

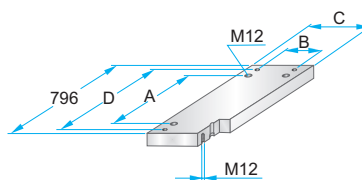


PK 65 – 496 x 796 x	h /	material
	27	1730
		2085

**PK 07
PKA 07**

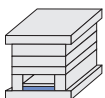


	A	B	C	D	M
PK 07	710	288	324	-	-
PKA 07	640	300	338	758	M5

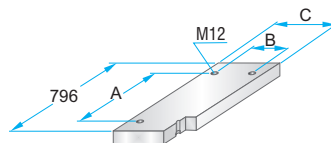


PK 07 – 496 x 796 x	h /	material
	36	1730
		2312
		2085

PK 75



	A	B	C
PK 75	710	228	264

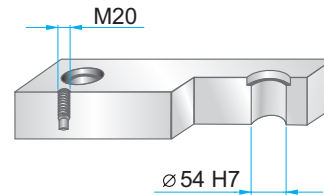
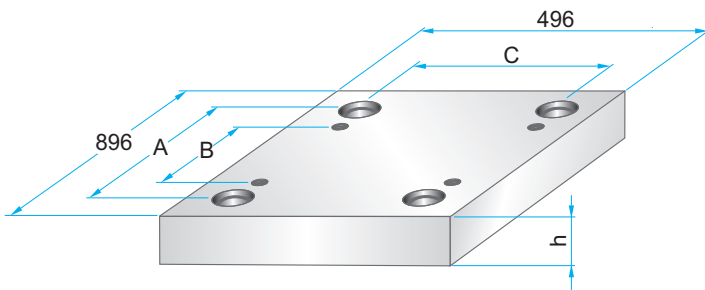


PK 75 – 496 x 796 x	h /	material
	36	1730
		2312
		2085

Korpus formy

Mold base

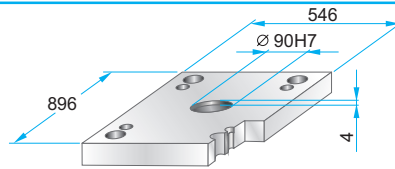
496x896



Wymiary i tolerancje – patrz str. 2.9
Dimensions and tolerances – see page 2.9

	A	B	C
PK	792	674	392
PKA	808	690	408

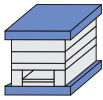
PKA 01



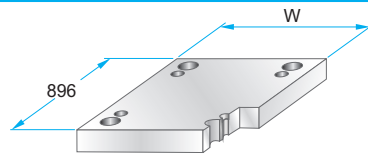
PKA 01 – 496 x 896 x h / material

46	1730
	2312
	2085

**PK 11
PKA 11**



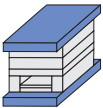
	W
PK 11	596
PKA 11	546



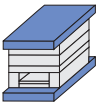
PK 11 – 496 x 896 x h / material
PKA 11 – 496 x 896 x h / material

46	1730
56	2312
	2085

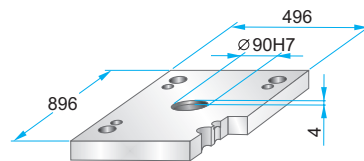
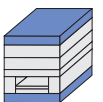
**PK 02
PKA 02**



**PK 12
PKA 12**



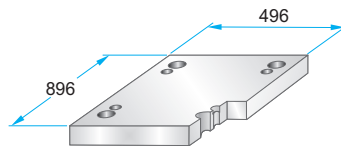
PKA 21



PKA 21 – 496 x 896 x h / material

46	1730
	2312
	2085

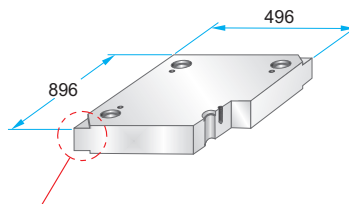
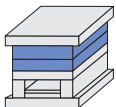
**PK 22
PKA 22**



PK 22 – 496 x 896 x h / material
PKA 22 – 496 x 896 x h / material

46	1730
	2312
	2085

**PK 03
PKA 03**



PK 03 – 496 x 896 x h / material
PKA 03 – 496 x 896 x h / material

27	1730
36	2083
46	2085
56	2162
66	2311
76	2312
86	2738
96	Toolox33
116	Toolox44
136	2738HH
156	2714HH
176	
196	

Podcięcia do demontażu na życzenie – patrz str. 2.10
Corner undercuts upon request – see page 2.10

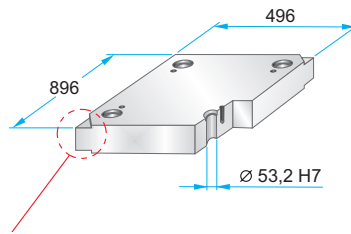
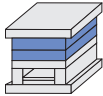
Materiały informacyjne – patrz str. 1.3
Material information – see page 1.3

Korpus formy

Mold base

496x896

PK 31



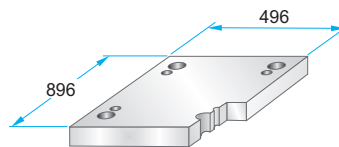
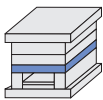
Podcięcia do demontażu na życzenie – patrz str. 2.10
Corner undercuts upon request – see page 2.10

Materiały informacyjne – patrz str. 1.3
Material information – see page 1.3

PK 31 – 496 x 896 x h / material

h	material
46	1730
56	2083
66	2085
76	2162
86	2311
96	2312
116	2343
136	2738
156	2767
176	Toolox33
196	Toolox44
	2738HH
	2714HH

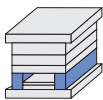
**PK 04
PKA 04**



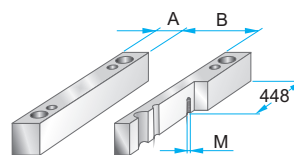
**PK 04 – 496 x 896 x h / material
PKA 04 – 496 x 896 x h / material**

h	material
46	1730
56	2312
76	2085

**PK 05
PKA 05**



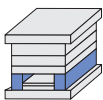
	A	B	M
PK 05	84	328	–
PKA 05	76	344	M12



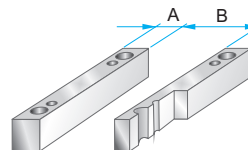
**PK 05 – 496 x 896 x h / material
PKA 05 – 496 x 896 x h / material**

h	material
86	1730
96	2085
116	
136	
156	
176	

PK 55



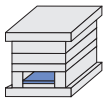
	A	B
PK 55	114	268



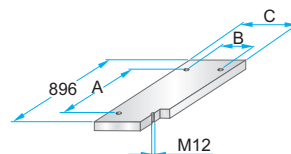
PK 55 – 496 x 896 x h / material

h	material
96	1730
116	2085
136	
156	

**PK 06
PKA 06**



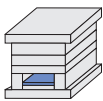
	A	B	C
PK 06	810	288	324
PKA 06	740	300	338



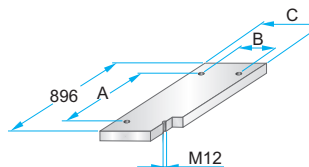
**PK 06 – 496 x 896 x h / material
PKA 06 – 496 x 896 x h / material**

h	material
27	1730
	2085

PK 65



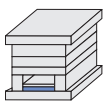
	A	B	C
PK 65	810	228	264



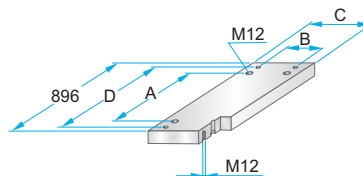
PK 65 – 496 x 896 x h / material

h	material
27	1730
	2085

**PK 07
PKA 07**



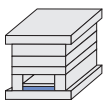
	A	B	C	D	M
PK 07	810	288	324	–	–
PKA 07	740	300	338	858	M5



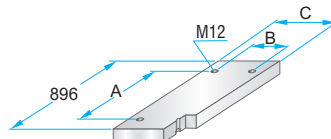
**PK 07 – 496 x 896 x h / material
PKA 07 – 496 x 896 x h / material**

h	material
36	1730
	2312
	2085

PK 75



	A	B	C
PK 75	810	228	264



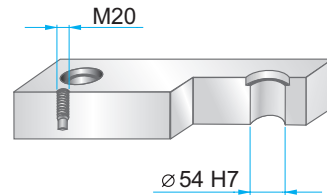
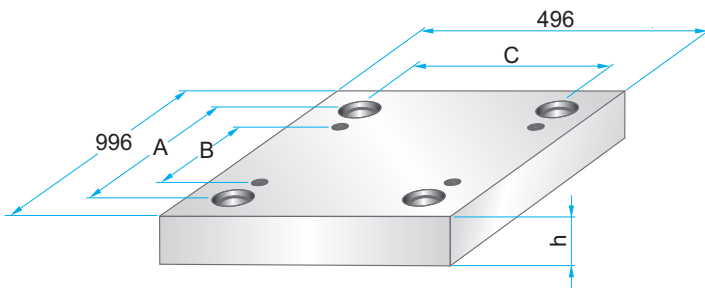
PK 75 – 496 x 896 x h / material

h	material
36	1730
	2312
	2085

Korpus formy

Mold base

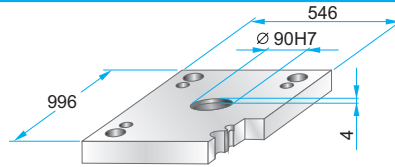
496x996



Wymiary i tolerancje – patrz str. 2.9
Dimensions and tolerances – see page 2.9

	A	B	C
PK	892	774	392
PKA	908	790	408

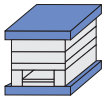
PKA 01



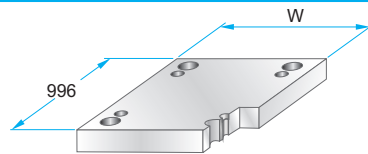
PKA 01 – 496 x 996 x h / material

46	1730
	2312
	2085

**PK 11
PKA 11**



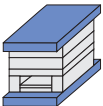
	W
PK 11	596
PKA 11	546



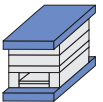
PK 11 – 496 x 996 x h / material
PKA 11 – 496 x 996 x h / material

46	1730
56	2312
	2085

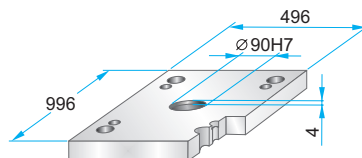
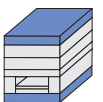
**PK 02
PKA 02**



**PK 12
PKA 12**



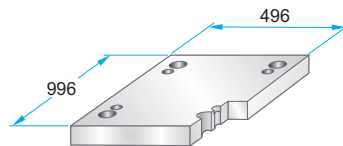
PKA 21



PKA 21 – 496 x 996 x h / material

46	1730
	2312
	2085

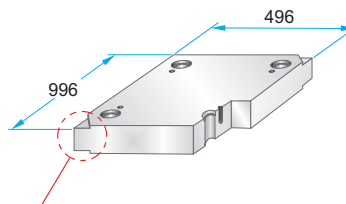
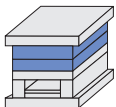
**PK 22
PKA 22**



PK 22 – 496 x 996 x h / material
PKA 22 – 496 x 996 x h / material

46	1730
	2312
	2085

**PK 03
PKA 03**



PK 03 – 496 x 996 x h / material
PKA 03 – 496 x 996 x h / material

27	1730
36	2083
46	2085
56	2162
66	2311
76	2312
86	2738
96	Toolox33
116	Toolox44
136	2738HH
156	2714HH
176	
196	

Podcięcia do demontażu na życzenie – patrz str. 2.10
Corner undercuts upon request – see page 2.10

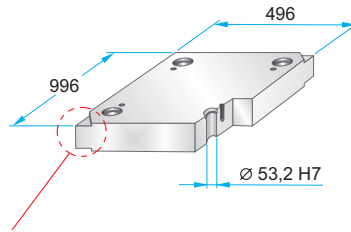
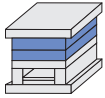
Materiały informacyjne – patrz str. 1.3
Material information – see page 1.3

Korpus formy

Mold base

496x996

PK 31



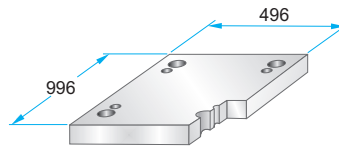
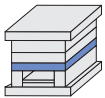
Podcięcia do demontażu na życzenie – patrz str. 2.10
Corner undercuts upon request – see page 2.10

Materiały informacyjne – patrz str. 1.3
Material information – see page 1.3

PK 31 – 496 x 996 x h / material

h	material
46	1730
56	2083
66	2085
76	2162
86	2311
96	2312
116	2343
136	2738
156	2767
176	Toolox33
196	Toolox44
	2738HH
	2714HH

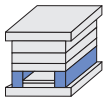
**PK 04
PKA 04**



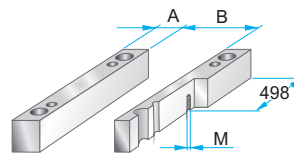
**PK 04 – 496 x 996 x h / material
PKA 04 – 496 x 996 x h / material**

h	material
46	1730
56	2312
76	2085

**PK 05
PKA 05**



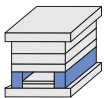
	A	B	M
PK 05	84	328	–
PKA 05	76	344	M12



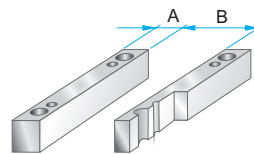
**PK 05 – 496 x 996 x h / material
PKA 05 – 496 x 996 x h / material**

h	material
86	1730
96	2085
116	
136	
156	
176	

PK 55



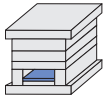
	A	B
PK 55	114	268



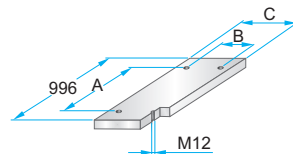
PK 55 – 496 x 996 x h / material

h	material
96	1730
116	2085
136	
156	

**PK 06
PKA 06**



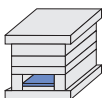
	A	B	C
PK 06	910	288	324
PKA 06	840	300	338



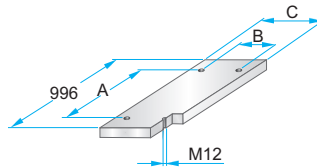
**PK 06 – 496 x 996 x h / material
PKA 06 – 496 x 996 x h / material**

h	material
27	1730
	2085

PK 65



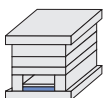
	A	B	C
PK 65	910	228	264



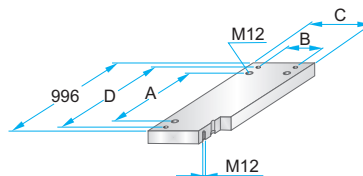
PK 65 – 496 x 996 x h / material

h	material
27	1730
	2085

**PK 07
PKA 07**



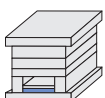
	A	B	C	D	M
PK 07	910	288	324	–	–
PKA 07	840	300	338	958	M5



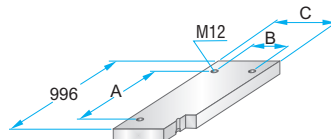
**PK 07 – 496 x 996 x h / material
PKA 07 – 496 x 996 x h / material**

h	material
36	1730
	2312
	2085

PK 75



	A	B	C
PK 75	910	228	264



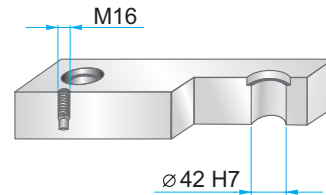
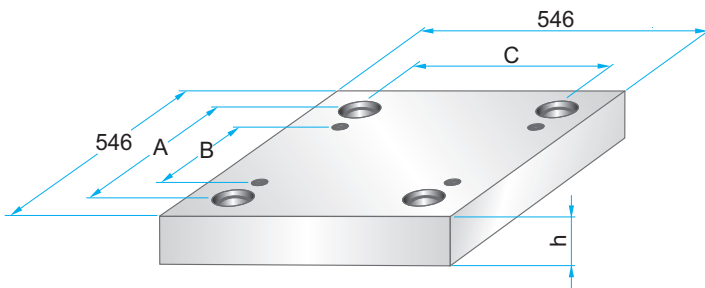
PK 75 – 496 x 996 x h / material

h	material
36	1730
	2312
	2085

Korpus formy

Mold base

546x546

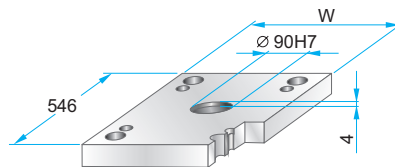


	A	B	C
PK	474	380	474
PKA	474	380	474

**PK 01
PKA 01**



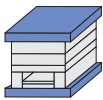
	W
PK 01	646
PKA 01	596



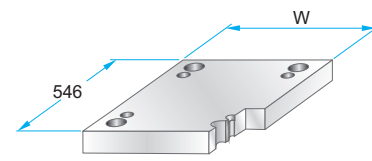
PK 01 – 546 x 546 x h / material
PKA 01 – 546 x 546 x h / material

46	1730
56	2312
	2085

**PK 11
PKA 11**



	W
PK 11	646
PKA 11	596



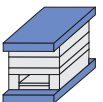
PK 11 – 546 x 546 x h / material
PKA 11 – 546 x 546 x h / material

46	1730
56	2312
	2085

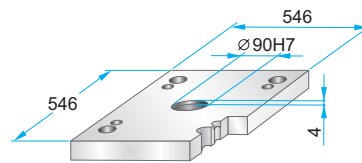
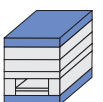
**PK 02
PKA 02**



**PK 12
PKA 12**



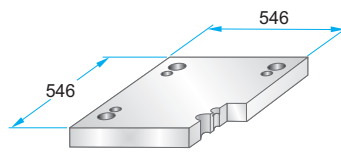
**PK 21
PKA 21**



PK 21 – 546 x 546 x h / material
PKA 21 – 546 x 546 x h / material

36	1730
46	2312
	2085

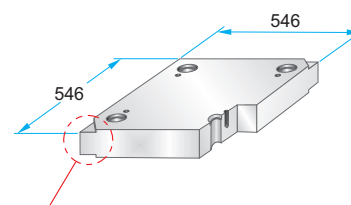
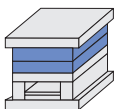
**PK 22
PKA 22**



PK 22 – 546 x 546 x h / material
PKA 22 – 546 x 546 x h / material

36	1730
46	2312
	2085

**PK 03
PKA 03**



PK 03 – 546 x 546 x h / material
PKA 03 – 546 x 546 x h / material

27	1730
36	2083
46	2085
56	2162
66	2311
76	2312
86	2738
96	Toolox33
116	Toolox44
136	2738HH
156	2714HH
176	
196	

Podcięcia do demontażu na życzenie – patrz str. 2.10
Corner undercuts upon request – see page 2.10

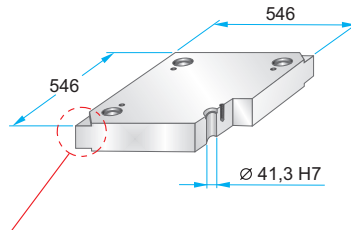
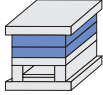
Materiały informacyjne – patrz str. 1.3
Material information – see page 1.3

Korpus formy

Mold base

546x546

PK 31



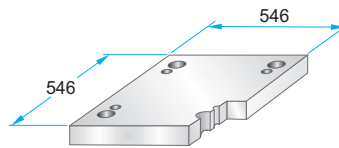
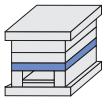
Podcięcia do demontażu na życzenie – patrz str. 2.10
Corner undercuts upon request – see page 2.10

Materiały informacyjne – patrz str. 1.3
Material information – see page 1.3

PK 31 – 546 x 546 x h / material

h	material
36	1730
46	2083
56	2085
66	2162
76	2311
86	2312
96	2343
116	2738
136	2767
156	Toolox33
176	Toolox44
196	2738HH
	2714HH

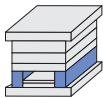
**PK 04
PKA 04**



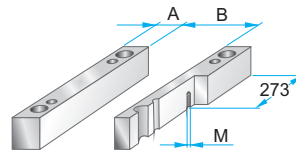
**PK 04 – 546 x 546 x h / material
PKA 04 – 546 x 546 x h / material**

h	material
46	1730
56	2312
66	2085
76	

**PK 05
PKA 05**



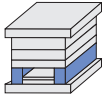
	A	B	M
PK 05	62	422	–
PKA 05	62	422	M10



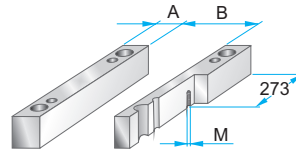
**PK 05 – 546 x 546 x h / material
PKA 05 – 546 x 546 x h / material**

h	material
66	1730
76	2085
86	
96	
116	
136	
156	

**PK 55
PKA 55**



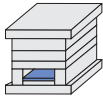
	A	B	M
PK 55	86	374	–
PKA 55	86	374	M10



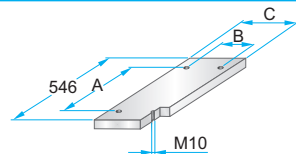
**PK 55 – 546 x 546 x h / material
PKA 55 – 546 x 546 x h / material**

h	material
66	1730
76	2085
86	
96	
116	
136	
156	

**PK 06
PKA 06**



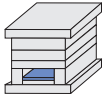
	A	B	C
PK 06	464	386	418
PKA 06	410	380	418



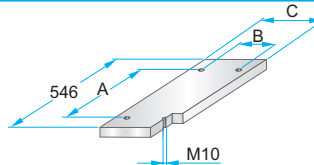
**PK 06 – 546 x 546 x h / material
PKA 06 – 546 x 546 x h / material**

h	material
27	1730
	2085

**PK 65
PKA 65**



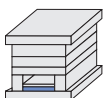
	A	B	C
PK 65	464	338	370
PKA 65	410	330	368



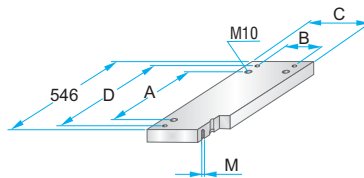
**PK 65 – 546 x 546 x h / material
PKA 65 – 546 x 546 x h / material**

h	material
27	1730
	2085

**PK 07
PKA 07**



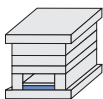
	A	B	C	D	M
PK 07	464	386	418	514	M4
PKA 07	410	380	418	508	M5



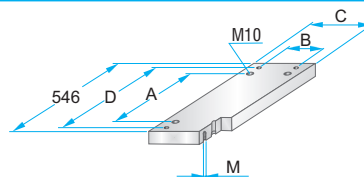
**PK 07 – 546 x 546 x h / material
PKA 07 – 546 x 546 x h / material**

h	material
36	1730
	2312
	2085

**PK 75
PKA 75**



	A	B	C	D	M
PK 75	464	338	370	514	M4
PKA 75	410	330	368	508	M5



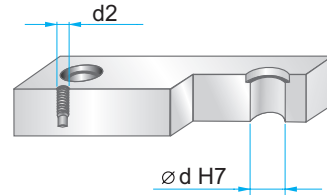
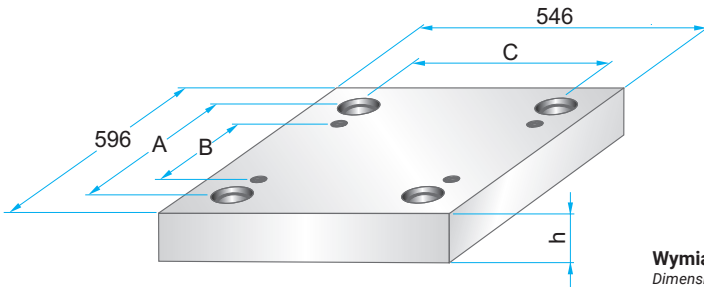
**PK 75 – 546 x 546 x h / material
PKA 75 – 546 x 546 x h / material**

h	material
36	1730
	2312
	2085

Korpus formy

Mold base

546x596



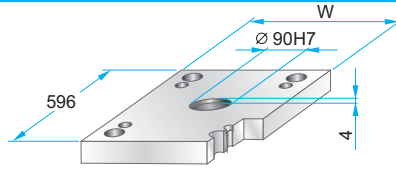
Wymiary i tolerancje – patrz str. 2.9
Dimensions and tolerances – see page 2.9

	A	B	C	d	d2
PK	524	430	474	42	M16
PKA	508	390	458	54	M20

**PK 01
PKA 01**



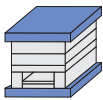
	W
PK 01	646
PKA 01	596



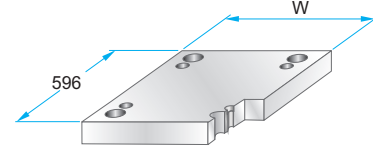
PK 01 – 546 x 596 x h / material
PKA 01 – 546 x 596 x h / material

46	1730
56	2312
	2085

**PK 11
PKA 11**



	W
PK 11	646
PKA 11	596



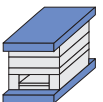
PK 11 – 546 x 596 x h / material
PKA 11 – 546 x 596 x h / material

46	1730
56	2312
	2085

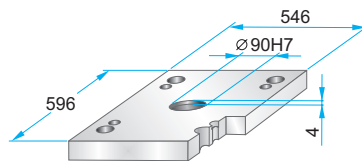
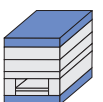
**PK 02
PKA 02**



**PK 12
PKA 12**



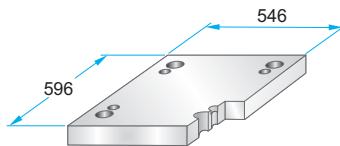
**PK 21
PKA 21**



PK 21 – 546 x 596 x h / material
PKA 21 – 546 x 596 x h / material

36	1730
46	2312
	2085

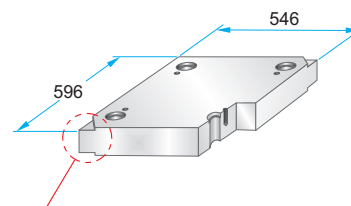
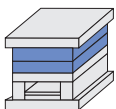
**PK 22
PKA 22**



PK 22 – 546 x 596 x h / material
PKA 22 – 546 x 596 x h / material

36	1730
46	2312
	2085

**PK 03
PKA 03**



PK 03 – 546 x 596 x h / material
PKA 03 – 546 x 596 x h / material

27	1730
36	2083
46	2085
56	2162
66	2311
76	2312
86	2738
96	Toolox33
116	Toolox44
136	2738HH
156	2714HH
176	
196	

Podcięcia do demontażu na życzenie – patrz str. 2.10
Corner undercuts upon request – see page 2.10

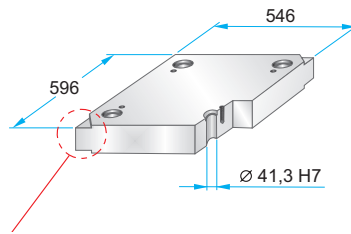
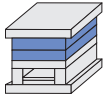
Materiały informacyjne – patrz str. 1.3
Material information – see page 1.3

Korpus formy

Mold base

546x596

PK 31

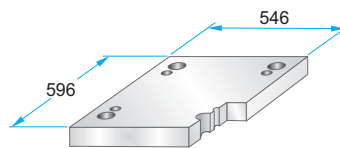
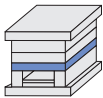


Podcięcia do demontażu na życzenie – patrz str. 2.10
Corner undercuts upon request – see page 2.10

Materiały informacyjne – patrz str. 1.3
Material information – see page 1.3

PK 31 – 546 x 596 x	h /	material
	36	1730
	46	2083
	56	2085
	66	2162
	76	2311
	86	2312
	96	2343
	116	2738
	136	2767
	156	Toolox33
	176	Toolox44
	196	2738HH 2714HH

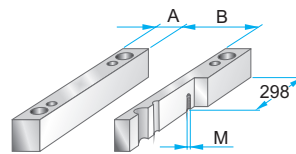
**PK 04
PKA 04**



PK 04 – 546 x 596 x	h /	material
	46	1730
	56	2312
	66	2085
	76	

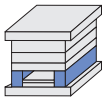
**PK 05
PKA 05**

	A	B	M
PK 05	62	422	-
PKA 05	76	394	M12

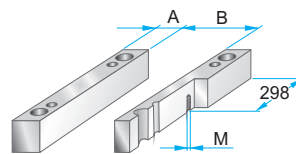


PK 05 – 546 x 596 x	h /	material
	66	1730
	76	2085
	86	
	96	
	116	
	136	
	156	
	176	

**PK 55
PKA 55**



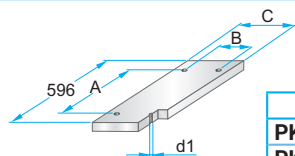
	A	B	M
PK 55	92	362	-
PKA 55	106	334	M12



PK 55 – 546 x 596 x	h /	material
	66	1730
	76	2085
	86	
	96	
	116	
	136	
	156	
	176	

**PK 06
PKA 06**

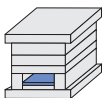
	A	B	C
PK 06	514	386	418
PKA 06	440	350	388



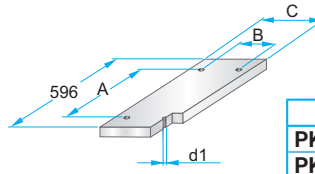
PK 06 – 546 x 596 x	h /	material
	27	1730
		2085

	d1
PK 06	M10
PKA 06	M12

**PK 65
PKA 65**



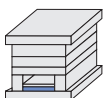
	A	B	C
PK 65	514	326	358
PKA 65	440	280	318



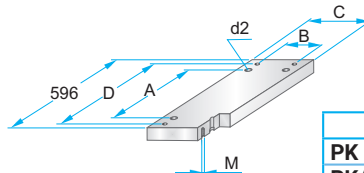
PK 65 – 546 x 596 x	h /	material
	27	1730
		2085

	d1
PK 65	M10
PKA 65	M12

**PK 07
PKA 07**



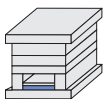
	A	B	C	D	M
PK 07	514	386	418	564	M4
PKA 07	440	350	388	558	M5



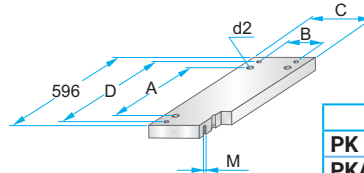
PK 07 – 546 x 596 x	h /	material
	36	1730
		2312
		2085

	d2
PK 07	M10
PKA 07	M12

**PK 75
PKA 75**



	A	B	C	D	M
PK 75	514	326	358	564	M4
PKA 75	440	280	318	558	M5



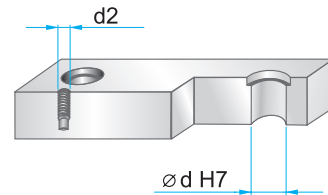
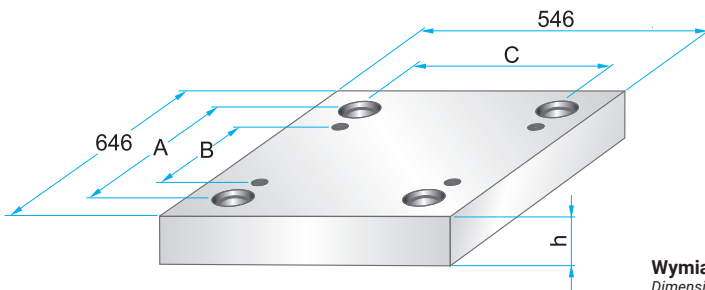
PK 75 – 546 x 596 x	h /	material
	36	1730
		2312
		2085

	d2
PK 75	M10
PKA 75	M12

Korpus formy

Mold base

546x646



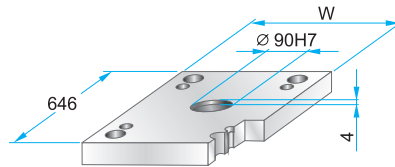
Wymiary i tolerancje – patrz str. 2.9
Dimensions and tolerances – see page 2.9

	A	B	C	d	d2
PK	574	480	474	42	M16
PKA	558	440	458	54	M20

**PK 01
PKA 01**



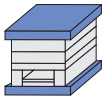
	W
PK 01	646
PKA 01	596



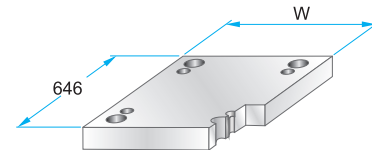
PK 01 – 546 x 646 x h / material
PKA 01 – 546 x 646 x h / material

46	1730
56	2312
	2085

**PK 11
PKA 11**



	W
PK 11	646
PKA 11	596



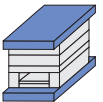
PK 11 – 546 x 646 x h / material
PKA 11 – 546 x 646 x h / material

46	1730
56	2312
	2085

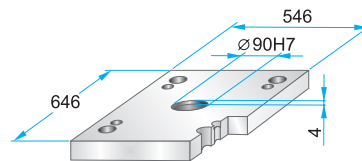
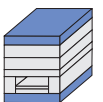
**PK 02
PKA 02**



**PK 12
PKA 12**



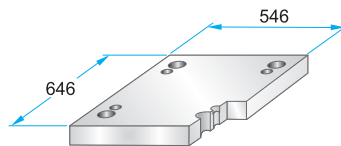
**PK 21
PKA 21**



PK 21 – 546 x 646 x h / material
PKA 21 – 546 x 646 x h / material

36	1730
46	2312
	2085

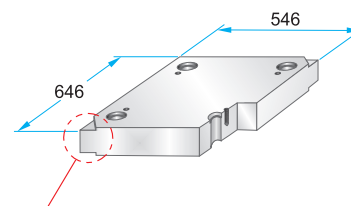
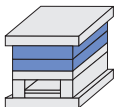
**PK 22
PKA 22**



PK 22 – 546 x 646 x h / material
PKA 22 – 546 x 646 x h / material

36	1730
46	2312
	2085

**PK 03
PKA 03**



PK 03 – 546 x 646 x h / material
PKA 03 – 546 x 646 x h / material

27	1730
36	2083
46	2085
56	2162
66	2311
76	2312
86	2738
96	Toolox33
116	Toolox44
136	2738HH
156	2714HH
176	
196	

Podcięcia do demontażu na życzenie – patrz str. 2.10
Corner undercuts upon request – see page 2.10

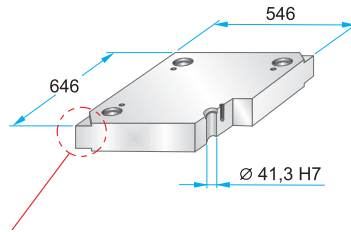
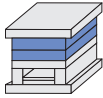
Materiały informacyjne – patrz str. 1.3
Material information – see page 1.3

Korpus formy

Mold base

546x646

PK 31

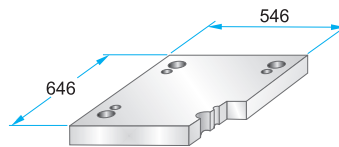
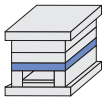


Podcięcia do demontażu na życzenie – patrz str. 2.10
Corner undercuts upon request – see page 2.10

Materiały informacyjne – patrz str. 1.3
Material information – see page 1.3

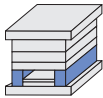
PK 31 – 546 x 646 x	h /	material
	36	1730
	46	2083
	56	2085
	66	2162
	76	2311
	86	2312
	96	2343
	116	2738
	136	2767
	156	Toolox33
	176	Toolox44
	196	2738HH
		2714HH

**PK 04
PKA 04**

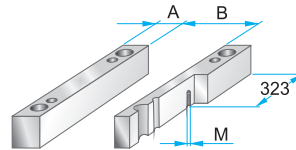


PK 04 – 546 x 646 x	h /	material
	46	1730
	56	2312
	76	2085

**PK 05
PKA 05**

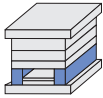


	A	B	M
PK 05	62	422	–
PKA 05	76	394	M12

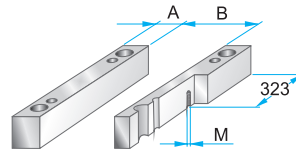


PK 05 – 546 x 646 x	h /	material
	76	1730
	86	2085
	96	
	116	
	136	
	156	
	176	

**PK 55
PKA 55**

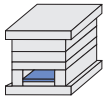


	A	B	M
PK 55	92	362	–
PKA 55	106	334	M12

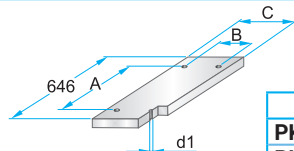


PK 55 – 546 x 646 x	h /	material
	76	1730
	86	2085
	96	
	116	
	136	
	156	
	176	

**PK 06
PKA 06**



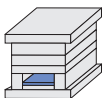
	A	B	C
PK 06	564	386	418
PKA 06	490	350	388



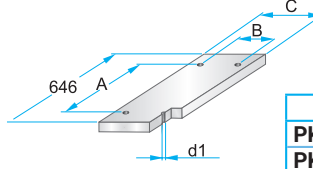
	d1
PK 06	M10
PKA 06	M12

PK 06 – 546 x 646 x	h /	material
	27	1730
		2085

**PK 65
PKA 65**



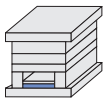
	A	B	C
PK 65	564	326	358
PKA 65	490	280	318



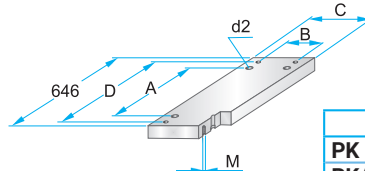
	d1
PK 65	M10
PKA 65	M12

PK 65 – 546 x 646 x	h /	material
	27	1730
		2085

**PK 07
PKA 07**



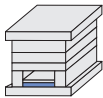
	A	B	C	D	M
PK 07	564	386	418	614	M4
PKA 07	490	350	388	608	M5



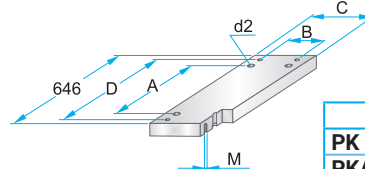
	d2
PK 07	M10
PKA 07	M12

PK 07 – 546 x 646 x	h /	material
	36	1730
		2312
		2085

**PK 75
PKA 75**



	A	B	C	D	M
PK 75	564	326	358	614	M4
PKA 75	490	280	318	608	M5



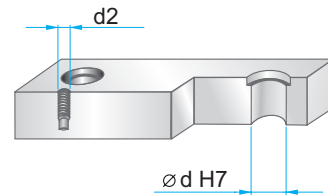
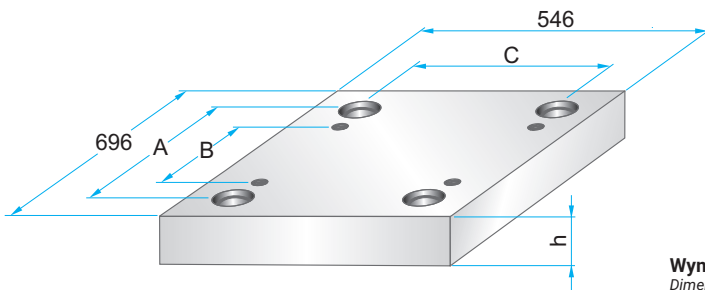
	d2
PK 75	M10
PKA 75	M12

PK 75 – 546 x 646 x	h /	material
	36	1730
		2312
		2085

Korpus formy

Mold base

546x696



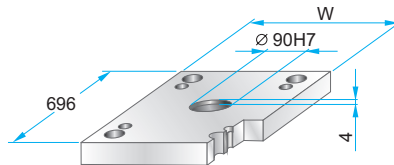
Wymiary i tolerancje – patrz str. 2.9
Dimensions and tolerances – see page 2.9

	A	B	C	d	d2
PK	624	530	474	42	M16
PKA	608	490	458	54	M20

**PK 01
PKA 01**



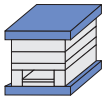
	W
PK 01	646
PKA 01	596



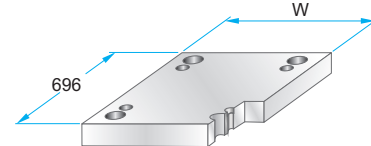
PK 01 – 546 x 696 x h / material
PKA 01 – 546 x 696 x h / material

46	1730
56	2312
	2085

**PK 11
PKA 11**



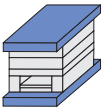
	W
PK 11	646
PKA 11	596



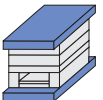
PK 11 – 546 x 696 x h / material
PKA 11 – 546 x 696 x h / material

46	1730
56	2312
	2085

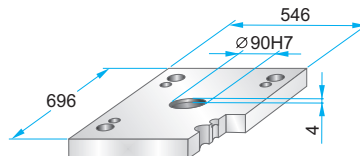
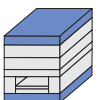
**PK 02
PKA 02**



**PK 12
PKA 12**



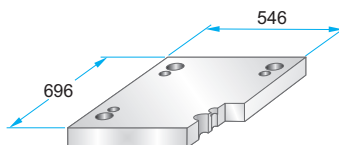
**PK 21
PKA 21**



PK 21 – 546 x 696 x h / material
PKA 21 – 546 x 696 x h / material

36	1730
46	2312
	2085

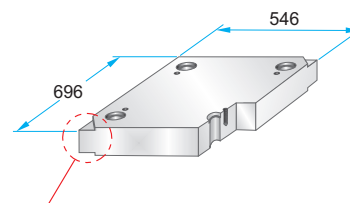
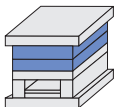
**PK 22
PKA 22**



PK 22 – 546 x 696 x h / material
PKA 22 – 546 x 696 x h / material

36	1730
46	2312
	2085

**PK 03
PKA 03**



PK 03 – 546 x 696 x h / material
PKA 03 – 546 x 696 x h / material

27	1730
36	2083
46	2085
56	2162
66	2311
76	2312
86	2738
96	Toolox33
116	Toolox44
136	2738HH
156	2714HH
176	
196	

Podcięcia do demontażu na życzenie – patrz str. 2.10
Corner undercuts upon request – see page 2.10

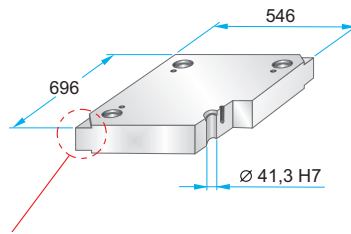
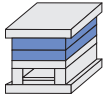
Materiały informacyjne – patrz str. 1.3
Material information – see page 1.3

Korpus formy

Mold base

546x696

PK 31

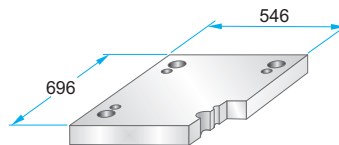
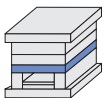


Podcięcia do demontażu na życzenie – patrz str. 2.10
Corner undercuts upon request – see page 2.10

Materiały informacyjne – patrz str. 1.3
Material information – see page 1.3

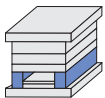
PK 31 – 546 x 696 x	h /	material
	36	1730
	46	2083
	56	2085
	66	2162
	76	2311
	86	2312
	96	2343
	116	2738
	136	2767
	156	Toolox33
	176	Toolox44
	196	2738HH 2714HH

**PK 04
PKA 04**

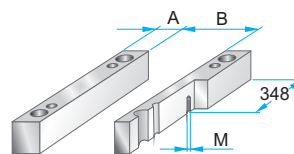


PK 04 – 546 x 696 x	h /	material
	46	1730
	56	2312
	76	2085

**PK 05
PKA 05**

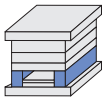


	A	B	M
PK 05	62	422	-
PKA 05	76	394	M12

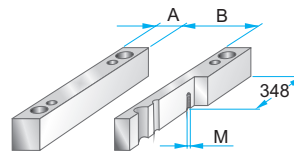


PK 05 – 546 x 696 x	h /	material
	76	1730
	86	2085
	96	
	116	
	136	
	156	
	176	

**PK 55
PKA 55**

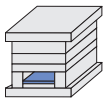


	A	B	M
PK 55	92	362	-
PKA 55	106	334	M12

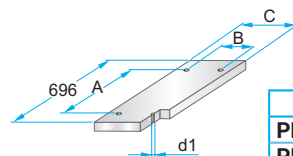


PK 55 – 546 x 696 x	h /	material
	76	1730
	86	2085
	96	
	116	
	136	
	156	
	176	

**PK 06
PKA 06**



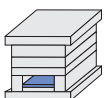
	A	B	C
PK 06	614	386	418
PKA 06	540	350	388



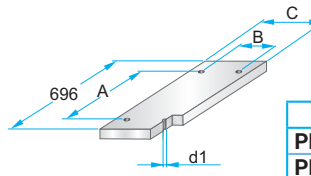
PK 06 – 546 x 696 x	h /	material
	27	1730
		2085

	d1
PK 06	M10
PKA 06	M12

**PK 65
PKA 65**



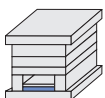
	A	B	C
PK 65	614	326	358
PKA 65	540	280	318



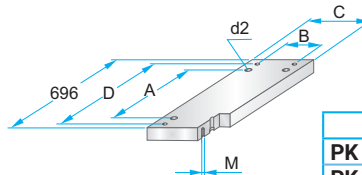
PK 65 – 546 x 696 x	h /	material
	27	1730
		2085

	d1
PK 65	M10
PKA 65	M12

**PK 07
PKA 07**



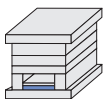
	A	B	C	D	M
PK 07	614	386	418	664	M4
PKA 07	540	350	388	658	M5



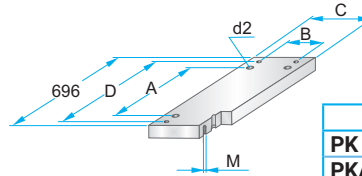
PK 07 – 546 x 696 x	h /	material
	36	1730
		2312
		2085

	d2
PK 07	M10
PKA 07	M12

**PK 75
PKA 75**



	A	B	C	D	M
PK 75	614	326	358	664	M4
PKA 75	540	280	318	658	M5



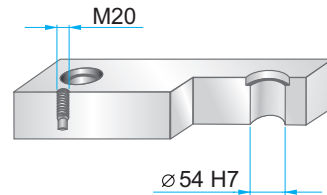
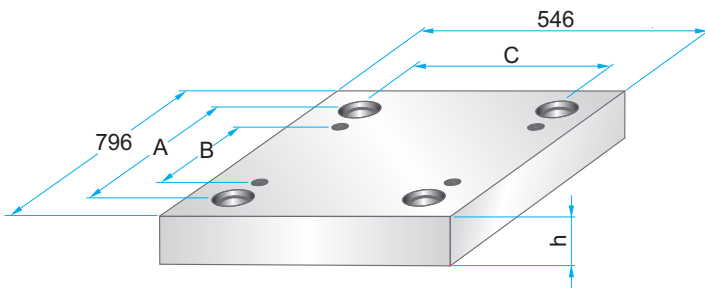
PK 75 – 546 x 696 x	h /	material
	36	1730
		2312
		2085

	d2
PK 75	M10
PKA 75	M12

Korpus formy

Mold base

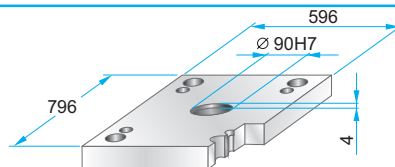
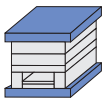
546x796



Wymiary i tolerancje – patrz str. 2.9
Dimensions and tolerances – see page 2.9

	A	B	C
PK	692	574	442
PKA	708	590	458

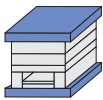
**PK 01
PKA 01**



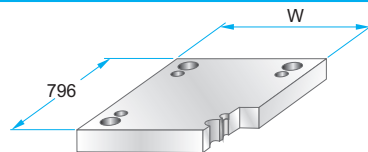
PK 01 – 546 x 796 x h / material
PKA 01 – 546 x 796 x h / material

46	1730
	2312
	2085

**PK 11
PKA 11**



	W
PK 11	646
PKA 11	596



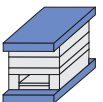
PK 11 – 546 x 796 x h / material
PKA 11 – 546 x 796 x h / material

46	1730
56	2312
	2085

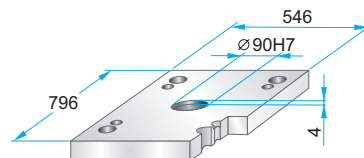
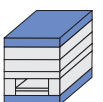
**PK 02
PKA 02**



**PK 12
PKA 12**



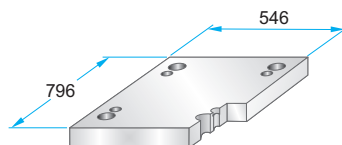
PKA 21



PKA 21 – 546 x 796 x h / material

46	1730
	2312
	2085

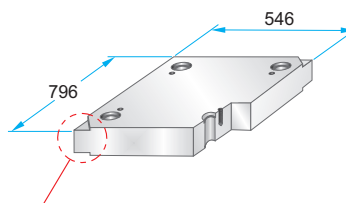
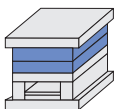
**PK 22
PKA 22**



PK 22 – 546 x 796 x h / material
PKA 22 – 546 x 796 x h / material

36	1730
46	2312
	2085

**PK 03
PKA 03**



PK 03 – 546 x 796 x h / material
PKA 03 – 546 x 796 x h / material

27	1730
36	2083
46	2085
56	2162
66	2311
76	2312
86	2738
96	Toolox33
116	Toolox44
136	2738HH
156	2714HH
176	
196	

Podcięcia do demontażu na życzenie – patrz str. 2.10
Corner undercuts upon request – see page 2.10

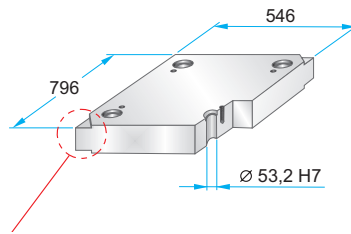
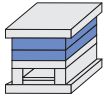
Materiały informacyjne – patrz str. 1.3
Material information – see page 1.3

Korpus formy

Mold base

546x796

PK 31



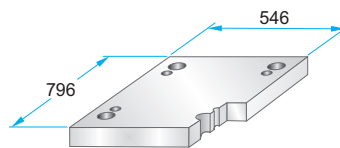
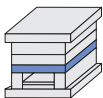
Podcięcia do demontażu na życzenie – patrz str. 2.10
Corner undercuts upon request – see page 2.10

Materiały informacyjne – patrz str. 1.3
Material information – see page 1.3

PK 31 – 546 x 796 x h / material

h	material
46	1730
56	2083
66	2085
76	2162
86	2311
96	2312
116	2343
136	2738
156	2767
176	Toolox33
196	Toolox44
	2738HH
	2714HH

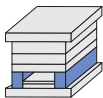
**PK 04
PKA 04**



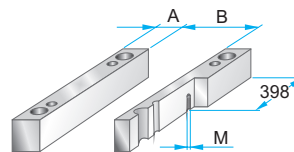
**PK 04 – 546 x 796 x h / material
PKA 04 – 546 x 796 x h / material**

h	material
46	1730
56	2312
76	2085

**PK 05
PKA 05**



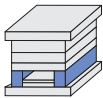
	A	B	M
PK 05	84	378	-
PKA 05	76	394	M12



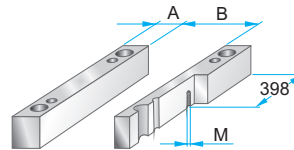
**PK 05 – 546 x 796 x h / material
PKA 05 – 546 x 796 x h / material**

h	material
86	1730
96	2085
116	
136	
156	
176	

**PK 55
PKA 55**



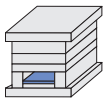
	A	B	M
PK 55	114	318	-
PKA 55	106	334	M12



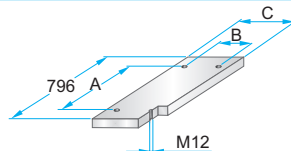
**PK 55 – 546 x 796 x h / material
PKA 55 – 546 x 796 x h / material**

h	material
86	1730
96	2085
116	
136	
156	
176	

**PK 06
PKA 06**



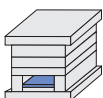
	A	B	C
PK 06	710	338	374
PKA 06	640	350	388



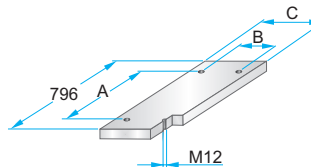
**PK 06 – 546 x 796 x h / material
PKA 06 – 546 x 796 x h / material**

h	material
27	1730
	2085

**PK 65
PKA 65**



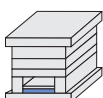
	A	B	C
PK 65	710	278	314
PKA 65	640	280	318



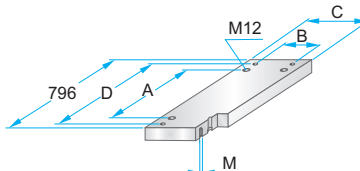
**PK 65 – 546 x 796 x h / material
PKA 65 – 546 x 796 x h / material**

h	material
27	1730
	2085

**PK 07
PKA 07**



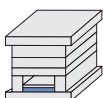
	A	B	C	D	M
PK 07	710	338	374	-	-
PKA 07	640	350	388	758	M5



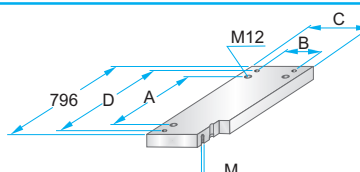
**PK 07 – 546 x 796 x h / material
PKA 07 – 546 x 796 x h / material**

h	material
36	1730
	2312
	2085

**PK 75
PKA 75**



	A	B	C	D	M
PK 75	710	278	314	-	-
PKA 75	640	280	318	758	M5



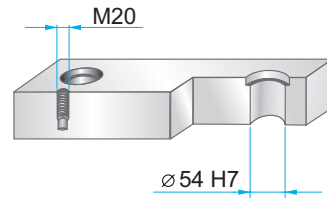
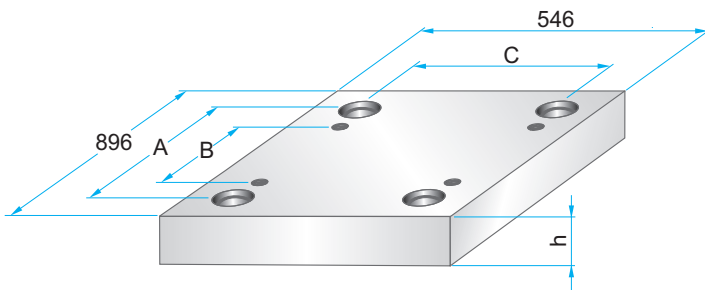
**PK 75 – 546 x 796 x h / material
PKA 75 – 546 x 796 x h / material**

h	material
36	1730
	2312
	2085

Korpus formy

Mold base

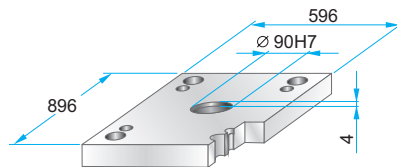
546x896



Wymiary i tolerancje – patrz str. 2.9
Dimensions and tolerances – see page 2.9

	A	B	C
PK	792	674	442
PKA	808	690	458

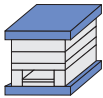
PKA 01



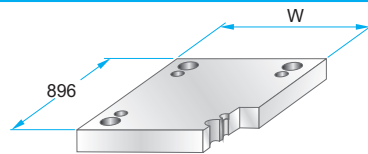
PKA 01 – 546 x 896 x h / material

46	1730
	2312
	2085

**PK 11
PKA 11**



	W
PK 11	646
PKA 11	596



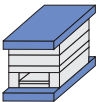
PK 11 – 546 x 896 x h / material
PKA 11 – 546 x 896 x h / material

46	1730
56	2312
	2085

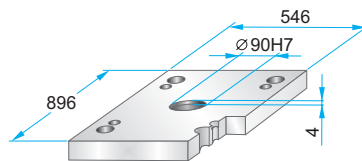
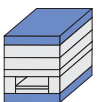
**PK 02
PKA 02**



**PK 12
PKA 12**



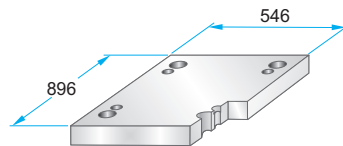
PKA 21



PKA 21 – 546 x 896 x h / material

46	1730
	2312
	2085

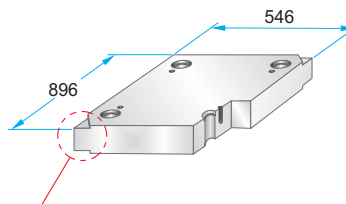
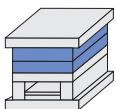
**PK 22
PKA 22**



PK 22 – 546 x 896 x h / material
PKA 22 – 546 x 896 x h / material

46	1730
56	2312
	2085

**PK 03
PKA 03**



PK 03 – 546 x 896 x h / material
PKA 03 – 546 x 896 x h / material

27	1730
36	2083
46	2085
56	2162
66	2311
76	2312
86	2738
96	Toolox33
116	Toolox44
136	2738HH
156	2714HH
176	
196	

Podcięcia do demontażu na życzenie – patrz str. 2.10
Corner undercuts upon request – see page 2.10

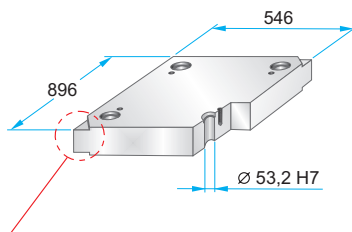
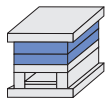
Materiały informacyjne – patrz str. 1.3
Material information – see page 1.3

Korpus formy

Mold base

546x896

PK 31



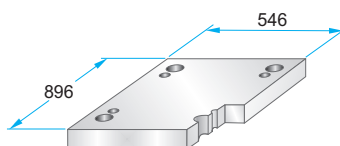
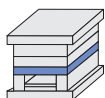
Podcięcia do demontażu na życzenie – patrz str. 2.10
Corner undercuts upon request – see page 2.10

Materiały informacyjne – patrz str. 1.3
Material information – see page 1.3

PK 31 – 546 x 896 x h / material

h	material
46	1730
56	2083
66	2085
76	2162
86	2311
96	2312
116	2343
136	2738
156	2767
176	Toolox33
196	Toolox44
	2738HH
	2714HH

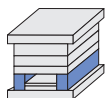
**PK 04
PKA 04**



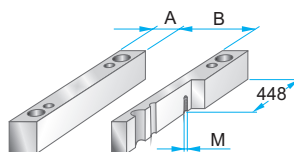
**PK 04 – 546 x 896 x h / material
PKA 04 – 546 x 896 x h / material**

h	material
46	1730
56	2312
76	2085

**PK 05
PKA 05**



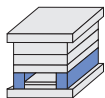
	A	B	M
PK 05	84	378	-
PKA 05	76	394	M12



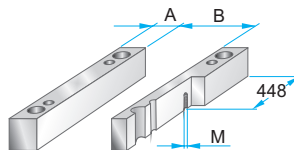
**PK 05 – 546 x 896 x h / material
PKA 05 – 546 x 896 x h / material**

h	material
86	1730
96	2085
116	
136	
156	
176	

**PK 55
PKA 55**



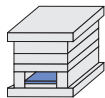
	A	B	M
PK 55	114	318	-
PKA 55	106	334	M12



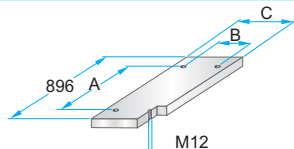
**PK 55 – 546 x 896 x h / material
PKA 55 – 546 x 896 x h / material**

h	material
86	1730
96	2085
116	
136	
156	
176	

**PK 06
PKA 06**



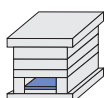
	A	B	C
PK 06	810	338	374
PKA 06	740	350	388



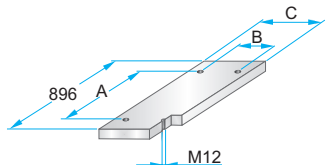
**PK 06 – 546 x 896 x h / material
PKA 06 – 546 x 896 x h / material**

h	material
27	1730
	2085

**PK 65
PKA 65**



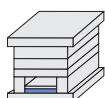
	A	B	C
PK 65	810	278	314
PKA 65	740	280	318



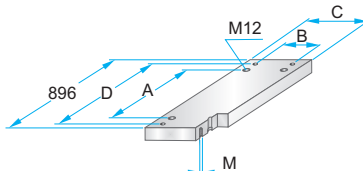
**PK 65 – 546 x 896 x h / material
PKA 65 – 546 x 896 x h / material**

h	material
27	1730
	2085

**PK 07
PKA 07**



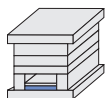
	A	B	C	D	M
PK 07	810	338	374	-	-
PKA 07	740	350	388	858	M5



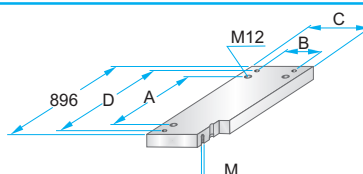
**PK 07 – 546 x 896 x h / material
PKA 07 – 546 x 896 x h / material**

h	material
36	1730
	2312
	2085

**PK 75
PKA 75**



	A	B	C	D	M
PK 75	810	278	314	-	-
PKA 75	740	280	318	858	M5



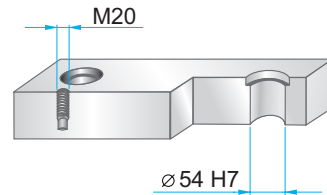
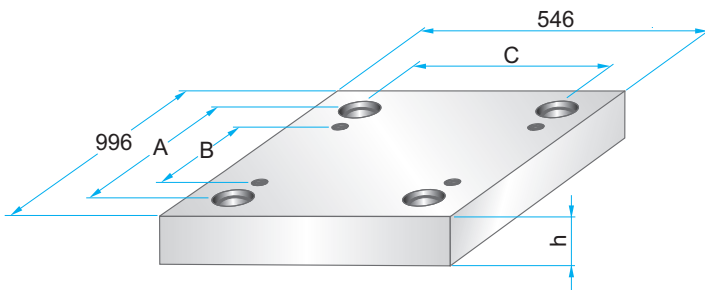
**PK 75 – 546 x 896 x h / material
PKA 75 – 546 x 896 x h / material**

h	material
36	1730
	2312
	2085

Korpus formy

Mold base

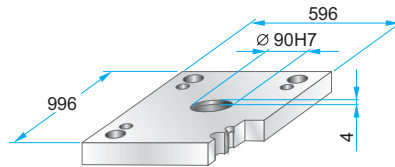
546x996



Wymiary i tolerancje – patrz str. 2.9
Dimensions and tolerances – see page 2.9

	A	B	C
PK	892	774	442
PKA	908	790	458

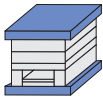
PKA 01



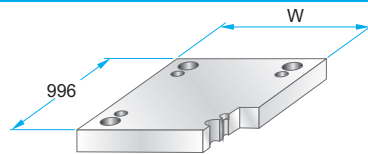
PKA 01 – 546 x 996 x h / material

46	1730
	2312
	2085

**PK 11
PKA 11**



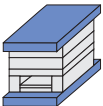
	W
PK 11	646
PKA 11	596



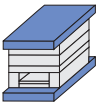
PK 11 – 546 x 996 x h / material
PKA 11 – 546 x 996 x h / material

46	1730
56	2312
	2085

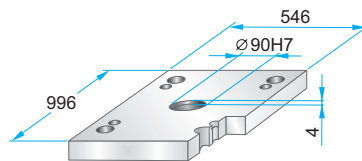
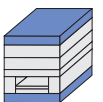
**PK 02
PKA 02**



**PK 12
PKA 12**



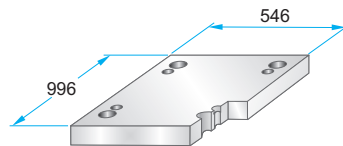
PKA 21



PKA 21 – 546 x 996 x h / material

46	1730
	2312
	2085

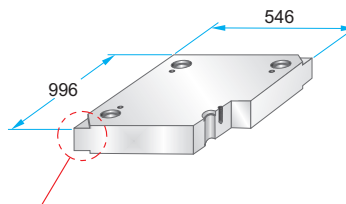
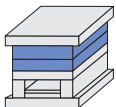
**PK 22
PKA 22**



PK 22 – 546 x 996 x h / material
PKA 22 – 546 x 996 x h / material

46	1730
56	2312
	2085

**PK 03
PKA 03**



PK 03 – 546 x 996 x h / material
PKA 03 – 546 x 996 x h / material

27	1730
36	2083
46	2085
56	2162
66	2311
76	2312
86	2738
96	Toolox33
116	Toolox44
136	2738HH
156	2714HH
176	
196	

Podcięcia do demontażu na życzenie – patrz str. 2.10
Corner undercuts upon request – see page 2.10

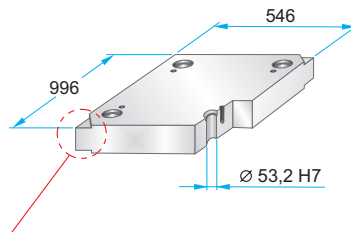
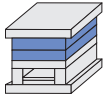
Materiały informacyjne – patrz str. 1.3
Material information – see page 1.3

Korpus formy

Mold base

546x996

PK 31



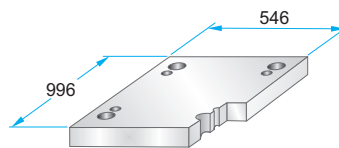
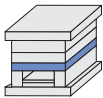
Podcięcia do demontażu na życzenie – patrz str. 2.10
Corner undercuts upon request – see page 2.10

Materiały informacyjne – patrz str. 1.3
Material information – see page 1.3

PK 31 – 546 x 996 x h / material

h	material
46	1730
56	2083
66	2085
76	2162
86	2311
96	2312
116	2343
136	2738
156	2767
176	Toolox33
196	Toolox44
	2738HH
	2714HH

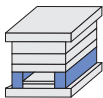
**PK 04
PKA 04**



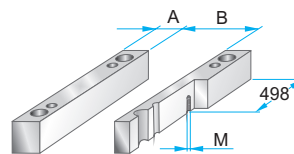
**PK 04 – 546 x 996 x h / material
PKA 04 – 546 x 996 x h / material**

h	material
46	1730
56	2312
76	2085

**PK 05
PKA 05**



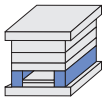
	A	B	M
PK 05	84	378	-
PKA 05	76	394	M12



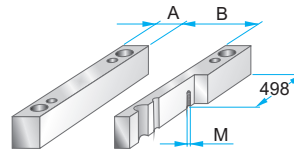
**PK 05 – 546 x 996 x h / material
PKA 05 – 546 x 996 x h / material**

h	material
86	1730
96	2085
116	
136	
156	
176	

**PK 55
PKA 55**



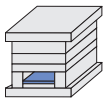
	A	B	M
PK 55	114	318	-
PKA 55	106	334	M12



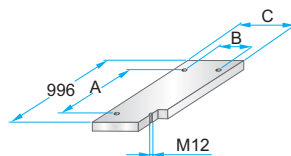
**PK 55 – 546 x 996 x h / material
PKA 55 – 546 x 996 x h / material**

h	material
86	1730
96	2085
116	
136	
156	
176	

**PK 06
PKA 06**



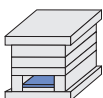
	A	B	C
PK 06	910	338	374
PKA 06	840	350	388



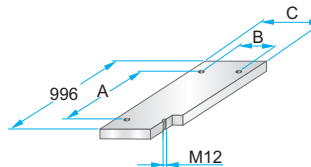
**PK 06 – 546 x 996 x h / material
PKA 06 – 546 x 996 x h / material**

h	material
27	1730
	2085

**PK 65
PKA 65**



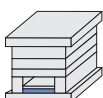
	A	B	C
PK 65	910	278	314
PKA 65	840	280	318



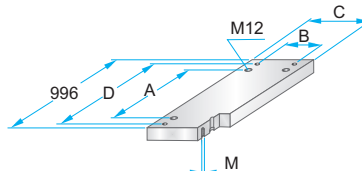
**PK 65 – 546 x 996 x h / material
PKA 65 – 546 x 996 x h / material**

h	material
27	1730
	2085

**PK 07
PKA 07**



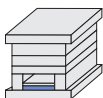
	A	B	C	D	M
PK 07	910	338	374	-	-
PKA 07	840	350	388	958	M5



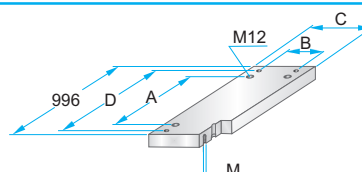
**PK 07 – 546 x 996 x h / material
PKA 07 – 546 x 996 x h / material**

h	material
36	1730
	2312
	2085

**PK 75
PKA 75**



	A	B	C	D	M
PK 75	910	278	314	-	-
PKA 75	840	280	318	958	M5



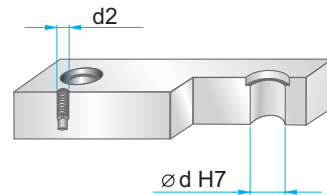
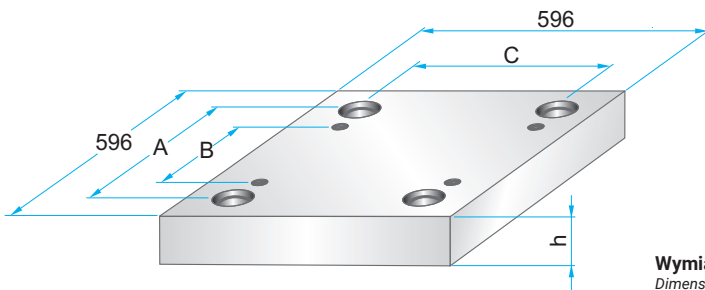
**PK 75 – 546 x 996 x h / material
PKA 75 – 546 x 996 x h / material**

h	material
36	1730
	2312
	2085

Korpus formy

Mold base

596x596



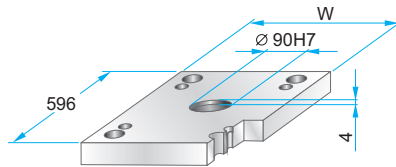
Wymiary i tolerancje – patrz str. 2.9
Dimensions and tolerances – see page 2.9

	A	B	C	d	d2
PK	524	430	524	42	M16
PKA	508	390	508	54	M20

**PK 01
PKA 01**



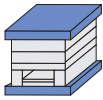
	W
PK 01	696
PKA 01	646



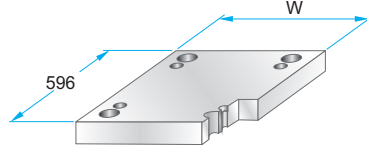
PK 01 – 596 x 596 x h / material
PKA 01 – 596 x 596 x h / material

46	1730
56	2312
	2085

**PK 11
PKA 11**



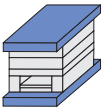
	W
PK 11	696
PKA 11	646



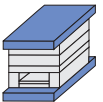
PK 11 – 596 x 596 x h / material
PKA 11 – 596 x 596 x h / material

46	1730
56	2312
	2085

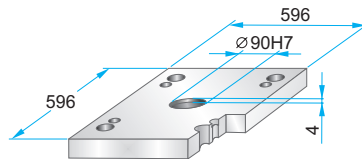
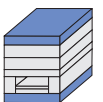
**PK 02
PKA 02**



**PK 12
PKA 12**



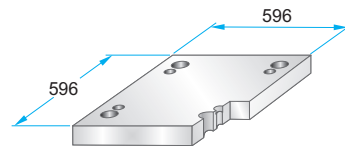
**PK 21
PKA 21**



PK 21 – 596 x 596 x h / material
PKA 21 – 596 x 596 x h / material

36	1730
46	2312
	2085

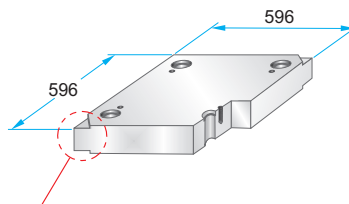
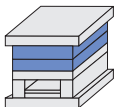
**PK 22
PKA 22**



PK 22 – 596 x 596 x h / material
PKA 22 – 596 x 596 x h / material

36	1730
46	2312
	2085

**PK 03
PKA 03**



PK 03 – 596 x 596 x h / material
PKA 03 – 596 x 596 x h / material

27	1730
36	2083
46	2085
56	2162
66	2311
76	2312
86	2738
96	Toolox33
116	Toolox44
136	2738HH
156	2714HH
176	
196	

Podcięcia do demontażu na życzenie – patrz str. 2.10
Corner undercuts upon request – see page 2.10

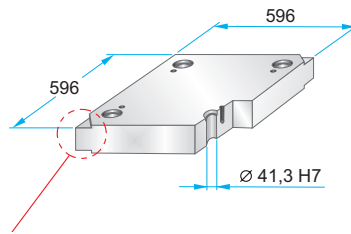
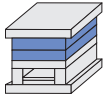
Materiały informacyjne – patrz str. 1.3
Material information – see page 1.3

Korpus formy

Mold base

596x596

PK 31

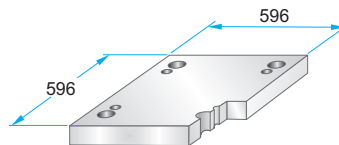
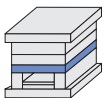


Podcięcia do demontażu na życzenie – patrz str. 2.10
Corner undercuts upon request – see page 2.10

Materiały informacyjne – patrz str. 1.3
Material information – see page 1.3

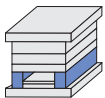
PK 31 – 596 x 596 x	h /	material
	36	1730
	46	2083
	56	2085
	66	2162
	76	2311
	86	2312
	96	2343
	116	2738
	136	2767
	156	Toolox33
	176	Toolox44
	196	2738HH
		2714HH

**PK 04
PKA 04**

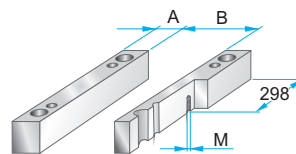


PK 04 – 596 x 596 x	h /	material
	46	1730
	56	2312
	76	2085

**PK 05
PKA 05**

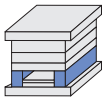


	A	B	M
PK 05	62	472	-
PKA 05	76	444	M12

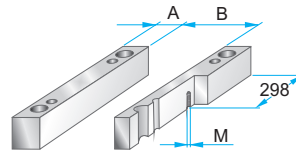


PK 05 – 596 x 596 x	h /	material
	66	1730
	76	2085
	86	
	96	
	116	
	136	
	156	
	176	

**PK 55
PKA 55**

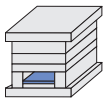


	A	B	M
PK 55	92	412	-
PKA 55	106	384	M12

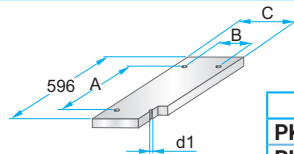


PK 55 – 596 x 596 x	h /	material
	66	1730
	76	2085
	86	
	96	
	116	
	136	
	156	
	176	

**PK 06
PKA 06**



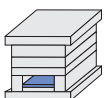
	A	B	C
PK 06	514	436	468
PKA 06	440	400	438



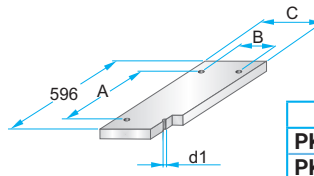
PK 06 – 596 x 596 x	h /	material
	27	1730
		2085

	d1
PK 06	M10
PKA 06	M12

**PK 65
PKA 65**



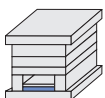
	A	B	C
PK 65	514	376	408
PKA 65	440	330	368



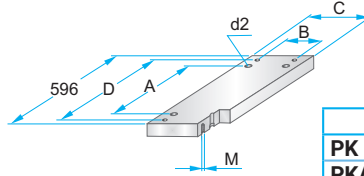
PK 65 – 596 x 596 x	h /	material
	27	1730
		2085

	d1
PK 65	M10
PKA 65	M12

**PK 07
PKA 07**



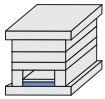
	A	B	C	D	M
PK 07	514	436	468	564	M4
PKA 07	440	400	438	558	M5



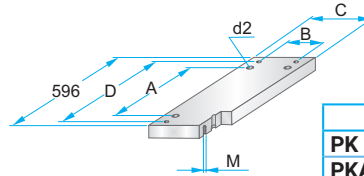
PK 07 – 596 x 596 x	h /	material
	36	1730
		2312
		2085

	d2
PK 07	M10
PKA 07	M12

**PK 75
PKA 75**



	A	B	C	D	M
PK 75	514	376	408	564	M4
PKA 75	440	330	368	558	M5



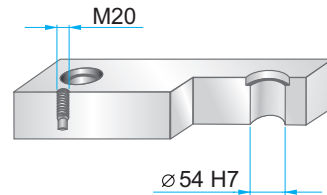
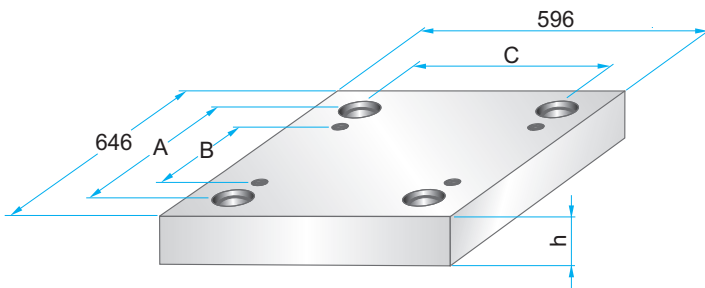
PK 75 – 596 x 596 x	h /	material
	36	1730
		2312
		2085

	d2
PK 75	M10
PKA 75	M12

Korpus formy

Mold base

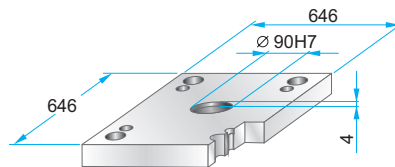
596x646



Wymiary i tolerancje – patrz str. 2.9
Dimensions and tolerances – see page 2.9

	A	B	C
PK	542	424	492
PKA	558	440	508

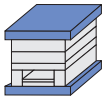
PKA 01



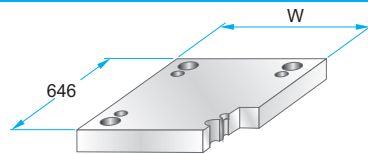
PKA 01 – 596 x 646 x h / material

46	1730
	2312
	2085

**PK 11
PKA 11**



	W
PK 11	696
PKA 11	646

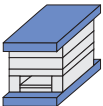


PK 11 – 596 x 646 x h / material

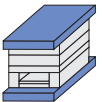
PKA 11 – 596 x 646 x h / material

46	1730
56	2312
	2085

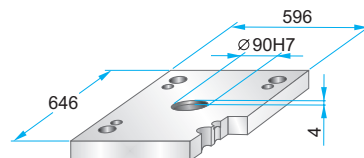
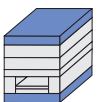
**PK 02
PKA 02**



**PK 12
PKA 12**



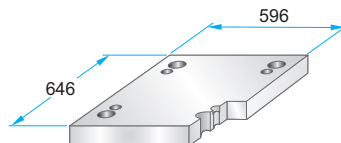
PKA 21



PKA 21 – 596 x 646 x h / material

46	1730
	2312
	2085

**PK 22
PKA 22**

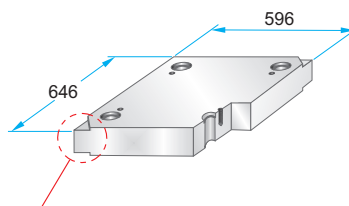
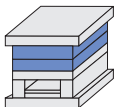


PK 22 – 596 x 646 x h / material

PKA 22 – 596 x 646 x h / material

46	1730
56	2312
	2085

**PK 03
PKA 03**



PK 03 – 596 x 646 x h / material

PKA 03 – 596 x 646 x h / material

27	1730
36	2083
46	2085
56	2162
66	2311
76	2312
86	2738
96	Toolox33
116	Toolox44
136	2738HH
156	2714HH
176	
196	

Podcięcia do demontażu na życzenie – patrz str. 2.10
Corner undercuts upon request – see page 2.10

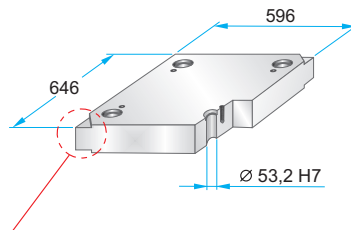
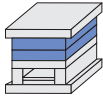
Materiały informacyjne – patrz str. 1.3
Material information – see page 1.3

Korpus formy

Mold base

596x646

PK 31



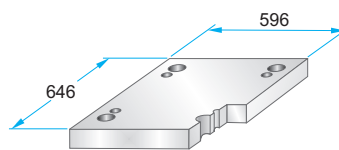
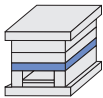
Podcięcia do demontażu na życzenie – patrz str. 2.10
Corner undercuts upon request – see page 2.10

Materiały informacyjne – patrz str. 1.3
Material information – see page 1.3

PK 31 – 596 x 646 x h / material

h	material
36	1730
46	2083
56	2085
66	2162
76	2311
86	2312
96	2343
116	2738
136	2767
156	Toolox33
176	Toolox44
196	2738HH
	2714HH

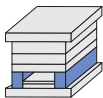
**PK 04
PKA 04**



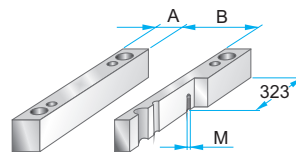
PK 04 – 596 x 646 x h / material
PKA 04 – 596 x 646 x h / material

h	material
46	1730
56	2312
76	2085

**PK 05
PKA 05**



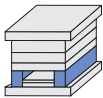
	A	B	M
PK 05	84	428	-
PKA 05	76	444	M12



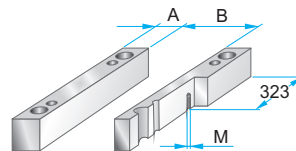
PK 05 – 596 x 646 x h / material
PKA 05 – 596 x 646 x h / material

h	material
86	1730
96	2085
116	
136	
156	
176	

**PK 55
PKA 55**



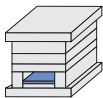
	A	B	M
PK 55	114	368	-
PKA 55	106	384	M12



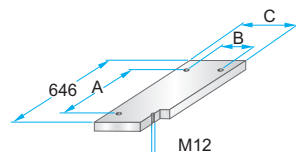
PK 55 – 596 x 646 x h / material
PKA 55 – 596 x 646 x h / material

h	material
86	1730
96	2085
116	
136	
156	
176	

**PK 06
PKA 06**



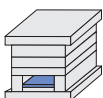
	A	B	C
PK 06	564	388	424
PKA 06	490	400	438



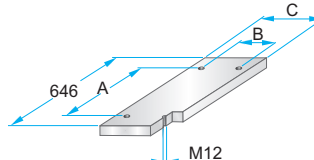
PK 06 – 596 x 646 x h / material
PKA 06 – 596 x 646 x h / material

h	material
27	1730
	2085

**PK 65
PKA 65**



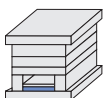
	A	B	C
PK 65	564	328	364
PKA 65	490	330	368



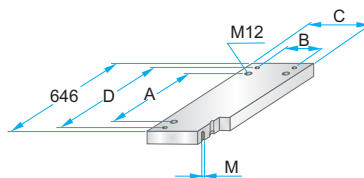
PK 65 – 596 x 646 x h / material
PKA 65 – 596 x 646 x h / material

h	material
27	1730
	2085

**PK 07
PKA 07**



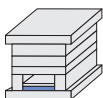
	A	B	C	D	M
PK 07	564	388	424	-	-
PKA 07	490	400	438	608	M5



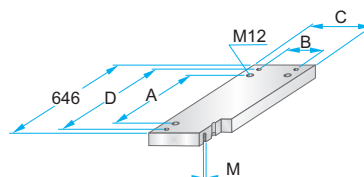
PK 07 – 596 x 646 x h / material
PKA 07 – 596 x 646 x h / material

h	material
36	1730
	2312
	2085

**PK 75
PKA 75**



	A	B	C	D	M
PK 75	564	328	364	-	-
PKA 75	490	330	368	608	M5



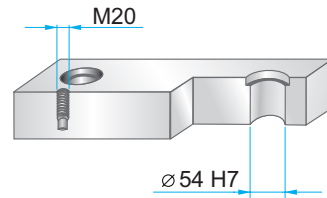
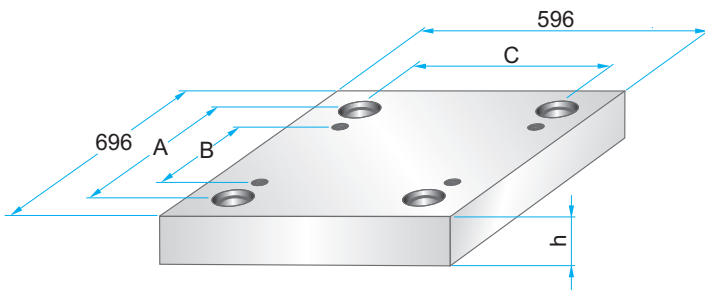
PK 75 – 596 x 646 x h / material
PKA 75 – 596 x 646 x h / material

h	material
36	1730
	2312
	2085

Korpus formy

Mold base

596x696



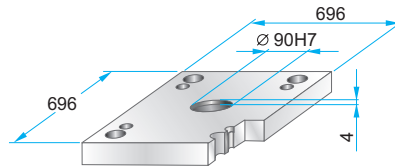
Wymiary i tolerancje – patrz str. 2.9
Dimensions and tolerances – see page 2.9

	A	B	C
PK	592	474	492
PKA	608	490	508

PK 01



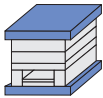
	W
PK 01	696
PKA 01	646



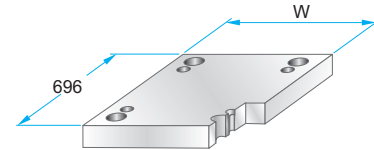
PK 01 – 596 x 696 x h / material
PKA 01 – 596 x 696 x h / material

46	1730
	2312
	2085

**PK 11
PKA 11**



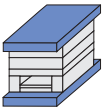
	W
PK 11	696
PKA 11	646



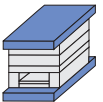
PK 11 – 596 x 696 x h / material
PKA 11 – 596 x 696 x h / material

46	1730
56	2312
	2085

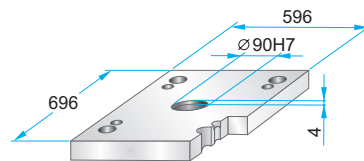
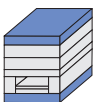
**PK 02
PKA 02**



**PK 12
PKA 12**



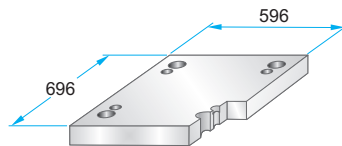
PK 21



PK 21 – 596 x 696 x h / material

46	1730
	2312
	2085

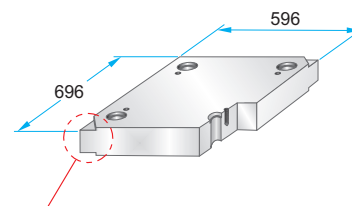
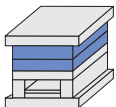
**PK 22
PKA 22**



PK 22 – 596 x 696 x h / material
PKA 22 – 596 x 696 x h / material

46	1730
56	2312
	2085

**PK 03
PKA 03**



PK 03 – 596 x 696 x h / material
PKA 03 – 596 x 696 x h / material

27	1730
36	2083
46	2085
56	2162
66	2311
76	2312
86	2738
96	Toolox33
116	Toolox44
136	2738HH
156	2714HH
176	
196	

Podcięcia do demontażu na życzenie – patrz str. 2.10
Corner undercuts upon request – see page 2.10

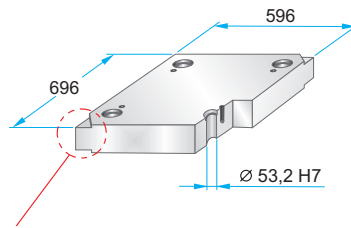
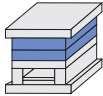
Materiały informacyjne – patrz str. 1.3
Material information – see page 1.3

Korpus formy

Mold base

596x696

PK 31



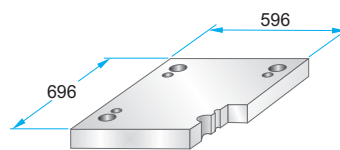
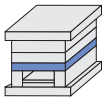
Podcięcia do demontażu na życzenie – patrz str. 2.10
Corner undercuts upon request – see page 2.10

Materialy informacyjne – patrz str. 1.3
Material information – see page 1.3

PK 31 – 596 x 696 x h / material

46	1730
56	2083
66	2085
76	2162
86	2311
96	2312
116	2343
136	2738
156	2767
176	Toolox33
196	Toolox44
	2738HH
	2714HH

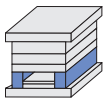
**PK 04
PKA 04**



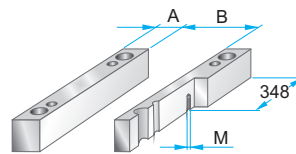
**PK 04 – 596 x 696 x h / material
PKA 04 – 596 x 696 x h / material**

46	1730
56	2312
76	2085

**PK 05
PKA 05**



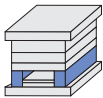
	A	B	M
PK 05	84	428	–
PKA 05	76	444	M12



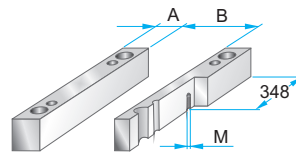
**PK 05 – 596 x 696 x h / material
PKA 05 – 596 x 696 x h / material**

86	1730
96	2085
116	
136	
156	
176	

**PK 55
PKA 55**



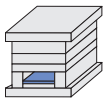
	A	B	M
PK 55	114	368	–
PKA 55	106	384	M12



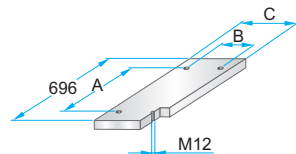
**PK 55 – 596 x 696 x h / material
PKA 55 – 596 x 696 x h / material**

86	1730
96	2085
116	
136	
156	
176	

**PK 06
PKA 06**



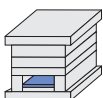
	A	B	C
PK 06	610	388	424
PKA 06	540	400	438



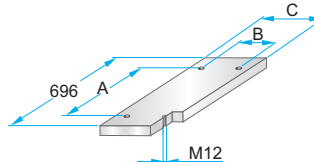
**PK 06 – 596 x 696 x h / material
PKA 06 – 596 x 696 x h / material**

27	1730
	2085

**PK 65
PKA 65**



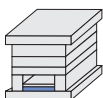
	A	B	C
PK 65	610	328	364
PKA 65	540	330	368



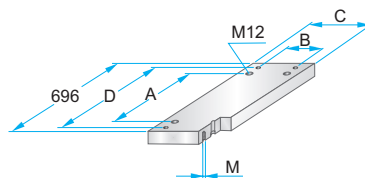
**PK 65 – 596 x 696 x h / material
PKA 65 – 596 x 696 x h / material**

27	1730
	2085

**PK 07
PKA 07**



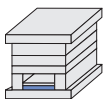
	A	B	C	D	M
PK 07	610	388	424	–	–
PKA 07	540	400	438	658	M5



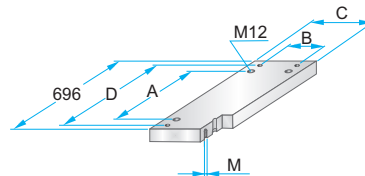
**PK 07 – 596 x 696 x h / material
PKA 07 – 596 x 696 x h / material**

36	1730
	2312
	2085

**PK 75
PKA 75**



	A	B	C	D	M
PK 75	610	328	364	–	–
PKA 75	540	330	368	658	M5



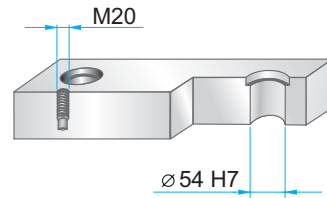
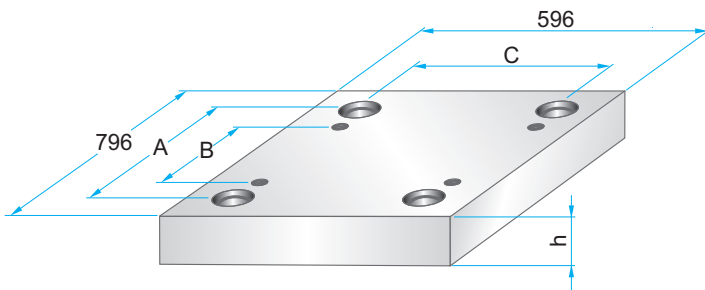
**PK 75 – 596 x 696 x h / material
PKA 75 – 596 x 696 x h / material**

36	1730
	2312
	2085

Korpus formy

Mold base

596x796



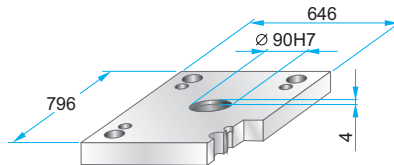
Wymiary i tolerancje – patrz str. 2.9
Dimensions and tolerances – see page 2.9

	A	B	C
PK	692	574	492
PKA	708	590	508

PK 01



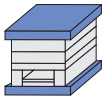
	W
PK 01	696
PKA 01	646



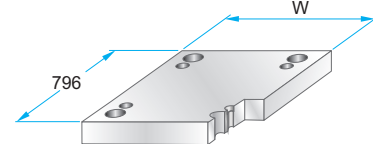
PK 01 – 596 x 796 x h / material
PKA 01 – 596 x 796 x h / material

46	1730
	2312
	2085

**PK 11
PKA 11**



	W
PK 11	696
PKA 11	646



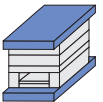
PK 11 – 596 x 796 x h / material
PKA 11 – 596 x 796 x h / material

46	1730
56	2312
	2085

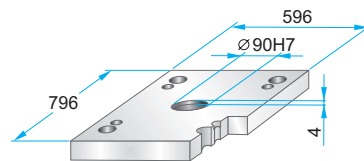
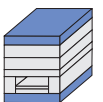
**PK 02
PKA 02**



**PK 12
PKA 12**



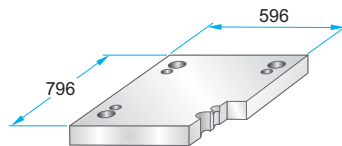
PK 21



PK 21 – 596 x 796 x h / material

46	1730
	2312
	2085

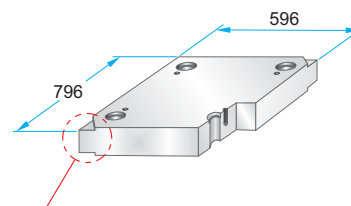
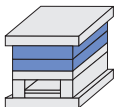
**PK 22
PKA 22**



PK 22 – 596 x 796 x h / material
PKA 22 – 596 x 796 x h / material

46	1730
56	2312
	2085

**PK 03
PKA 03**



PK 03 – 596 x 796 x h / material
PKA 03 – 596 x 796 x h / material

27	1730
36	2083
46	2085
56	2162
66	2311
76	2312
86	2738
96	Toolox33
116	Toolox44
136	2738HH
156	2714HH
176	
196	

Podcięcia do demontażu na życzenie – patrz str. 2.10
Corner undercuts upon request – see page 2.10

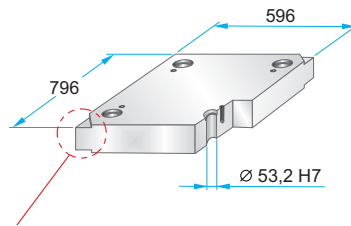
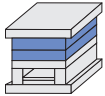
Materiały informacyjne – patrz str. 1.3
Material information – see page 1.3

Korpus formy

Mold base

596x796

PK 31



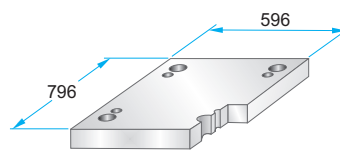
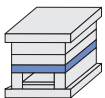
Podcięcia do demontażu na życzenie – patrz str. 2.10
Corner undercuts upon request – see page 2.10

Materiały informacyjne – patrz str. 1.3
Material information – see page 1.3

PK 31 – 596 x 796 x h / material

h	material
46	1730
56	2083
66	2085
76	2162
86	2311
96	2312
116	2343
136	2738
156	2767
176	Toolox33
196	Toolox44
	2738HH
	2714HH

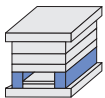
**PK 04
PKA 04**



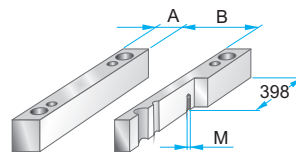
**PK 04 – 596 x 796 x h / material
PKA 04 – 596 x 796 x h / material**

h	material
46	1730
56	2312
76	2085

**PK 05
PKA 05**



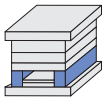
	A	B	M
PK 05	84	428	–
PKA 05	76	444	M12



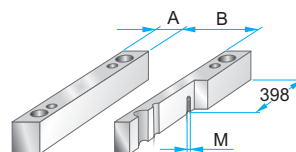
**PK 05 – 596 x 796 x h / material
PKA 05 – 596 x 796 x h / material**

h	material
86	1730
96	2085
116	
136	
156	
176	

**PK 55
PKA 55**



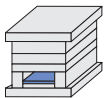
	A	B	M
PK 55	114	368	–
PKA 55	106	384	M12



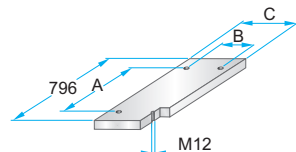
**PK 55 – 596 x 796 x h / material
PKA 55 – 596 x 796 x h / material**

h	material
86	1730
96	2085
116	
136	
156	
176	

**PK 06
PKA 06**



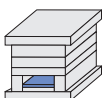
	A	B	C
PK 06	710	388	424
PKA 06	640	400	438



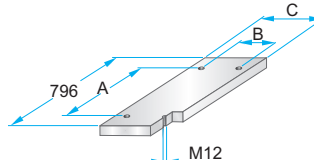
**PK 06 – 596 x 796 x h / material
PKA 06 – 596 x 796 x h / material**

h	material
27	1730
	2085

**PK 65
PKA 65**



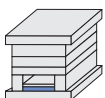
	A	B	C
PK 65	710	328	364
PKA 65	640	330	368



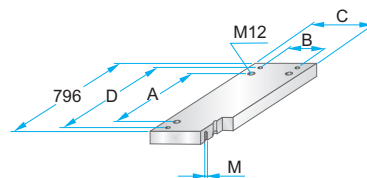
**PK 65 – 596 x 796 x h / material
PKA 65 – 596 x 796 x h / material**

h	material
27	1730
	2085

**PK 07
PKA 07**



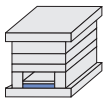
	A	B	C	D	M
PK 07	710	388	424	–	–
PKA 07	640	400	438	758	M5



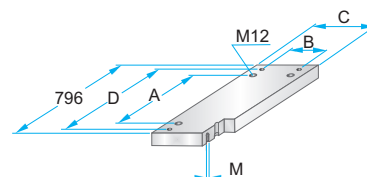
**PK 07 – 596 x 796 x h / material
PKA 07 – 596 x 796 x h / material**

h	material
36	1730
	2312
	2085

**PK 75
PKA 75**



	A	B	C	D	M
PK 75	710	328	364	–	–
PKA 75	640	330	368	758	M5



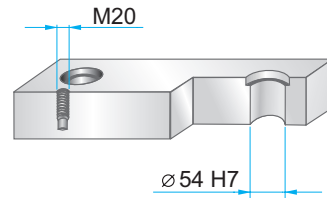
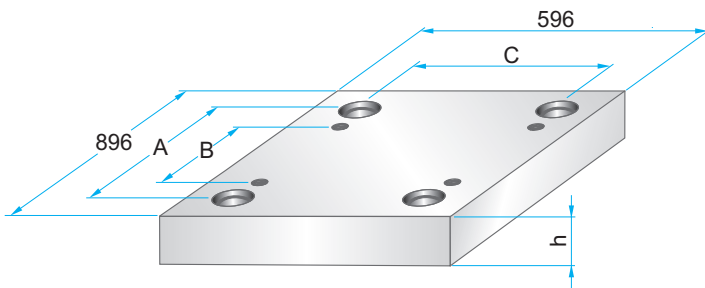
**PK 75 – 596 x 796 x h / material
PKA 75 – 596 x 796 x h / material**

h	material
36	1730
	2312
	2085

Korpus formy

Mold base

596x896



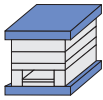
Wymiary i tolerancje – patrz str. 2.9
Dimensions and tolerances – see page 2.9

	A	B	C
PK	792	674	492
PKA	808	690	508

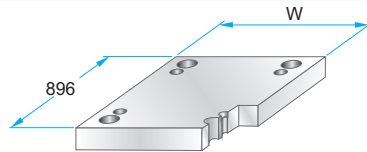
**PK 01
PKA 01**



**PK 11
PKA 11**

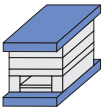


	W
PK 11	696
PKA 11	646

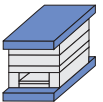


PK 11 – 596 x 896 x	h /	material
PKA 11 – 596 x 896 x	h /	
	46	1730
	56	2312
		2085

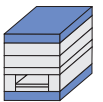
**PK 02
PKA 02**



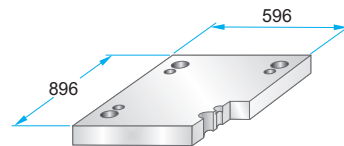
**PK 12
PKA 12**



**PK 21
PKA 21**

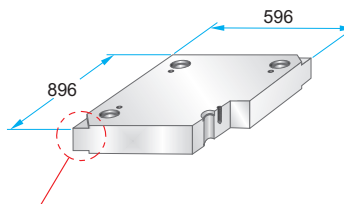
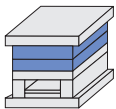


**PK 22
PKA 22**



PK 22 – 596 x 896 x	h /	material
PKA 22 – 596 x 896 x	h /	
	46	1730
	56	2312
		2085

**PK 03
PKA 03**



PK 03 – 596 x 896 x	h /	material
PKA 03 – 596 x 896 x	h /	
	27	1730
	36	2083
	46	2085
	56	2162
	66	2311
	76	2312
	86	2738
	96	Toolox33
	116	Toolox44
	136	2738HH
	156	2714HH
	176	
	196	

Podcięcia do demontażu na życzenie – patrz str. 2.10
Corner undercuts upon request – see page 2.10

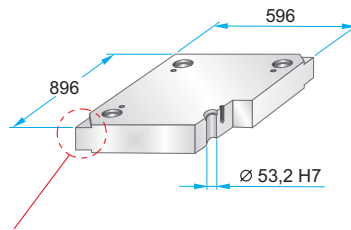
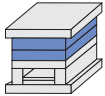
Materiały informacyjne – patrz str. 1.3
Material information – see page 1.3

Korpus formy

Mold base

596x896

PK 31



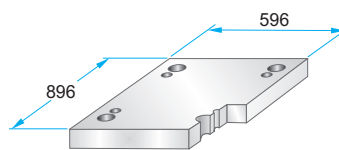
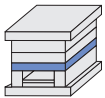
Podcięcia do demontażu na życzenie – patrz str. 2.10
Corner undercuts upon request – see page 2.10

Materiały informacyjne – patrz str. 1.3
Material information – see page 1.3

PK 31 – 596 x 896 x h / material

h	material
46	1730
56	2083
66	2085
76	2162
86	2311
96	2312
116	2343
136	2738
156	2767
176	Toolox33
196	Toolox44
	2738HH
	2714HH

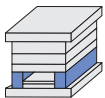
**PK 04
PKA 04**



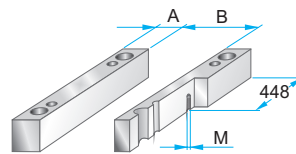
**PK 04 – 596 x 896 x h / material
PKA 04 – 596 x 896 x h / material**

h	material
46	1730
56	2312
76	2085

**PK 05
PKA 05**



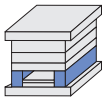
	A	B	M
PK 05	84	428	–
PKA 05	76	444	M12



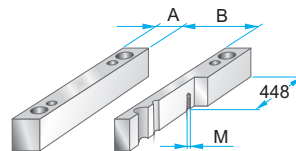
**PK 05 – 596 x 896 x h / material
PKA 05 – 596 x 896 x h / material**

h	material
86	1730
96	2085
116	
136	
156	
176	

**PK 55
PKA 55**



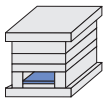
	A	B	M
PK 55	114	368	–
PKA 55	106	384	M12



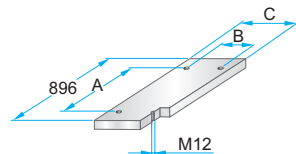
**PK 55 – 596 x 896 x h / material
PKA 55 – 596 x 896 x h / material**

h	material
86	1730
96	2085
116	
136	
156	
176	

**PK 06
PKA 06**



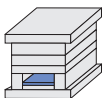
	A	B	C
PK 06	810	388	424
PKA 06	740	400	438



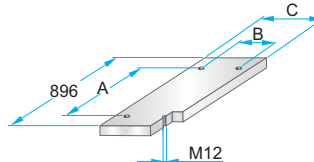
**PK 06 – 596 x 896 x h / material
PKA 06 – 596 x 896 x h / material**

h	material
27	1730
	2085

**PK 65
PKA 65**



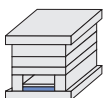
	A	B	C
PK 65	810	328	364
PKA 65	740	330	368



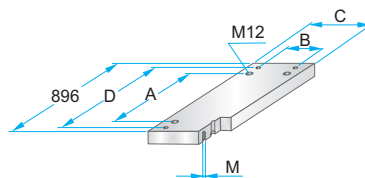
**PK 65 – 596 x 896 x h / material
PKA 65 – 596 x 896 x h / material**

h	material
27	1730
	2085

**PK 07
PKA 07**



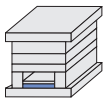
	A	B	C	D	M
PK 07	810	388	424	–	–
PKA 07	740	400	438	858	M5



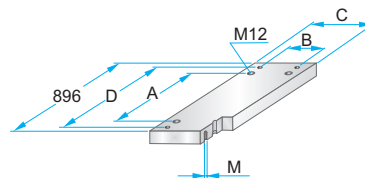
**PK 07 – 596 x 896 x h / material
PKA 07 – 596 x 896 x h / material**

h	material
36	1730
	2312
	2085

**PK 75
PKA 75**



	A	B	C	D	M
PK 75	810	328	364	–	–
PKA 75	740	330	368	858	M5



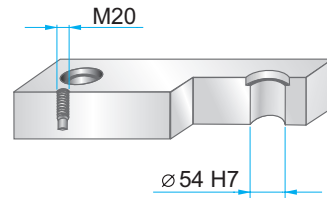
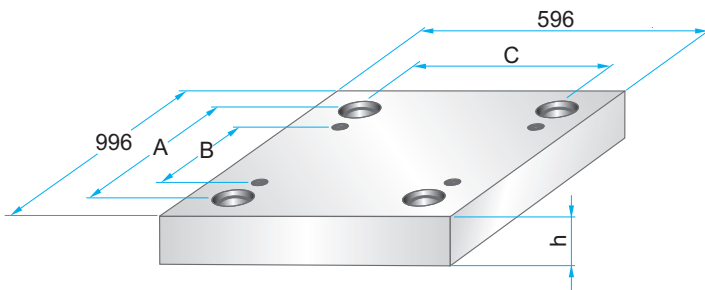
**PK 75 – 596 x 896 x h / material
PKA 75 – 596 x 896 x h / material**

h	material
36	1730
	2312
	2085

Korpus formy

Mold base

596x996



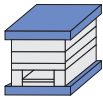
Wymiary i tolerancje – patrz str. 2.9
Dimensions and tolerances – see page 2.9

	A	B	C
PK	892	774	492
PKA	908	790	508

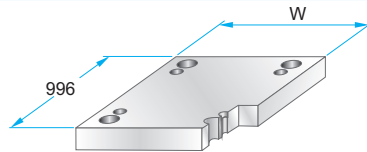
**PK 01
PKA 01**



**PK 11
PKA 11**

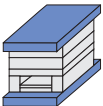


	W
PK 11	696
PKA 11	646

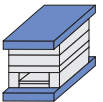


PK 11 – 596 x 996 x	h /	material
PKA 11 – 596 x 996 x	h /	
	46	1730
	56	2312
		2085

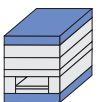
**PK 02
PKA 02**



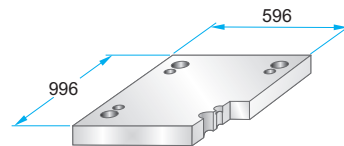
**PK 12
PKA 12**



**PK 21
PKA 21**

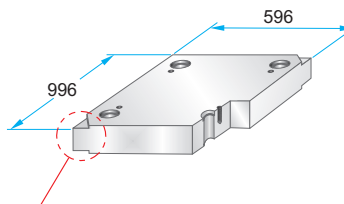
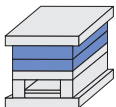


**PK 22
PKA 22**



PK 22 – 596 x 996 x	h /	material
PKA 22 – 596 x 996 x	h /	
	46	1730
	56	2312
		2085

**PK 03
PKA 03**



PK 03 – 596 x 996 x	h /	material
PKA 03 – 596 x 996 x	h /	
	27	1730
	36	2083
	46	2085
	56	2162
	66	2311
	76	2312
	86	2738
	96	Toolox33
	116	Toolox44
	136	2738HH
	156	2714HH
	176	
	196	

Podcięcia do demontażu na życzenie – patrz str. 2.10
Corner undercuts upon request – see page 2.10

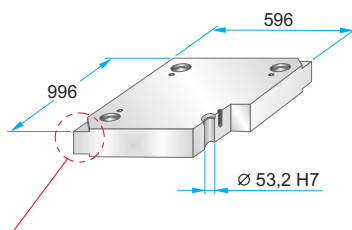
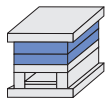
Materiały informacyjne – patrz str. 1.3
Material information – see page 1.3

Korpus formy

Mold base

596x996

PK 31



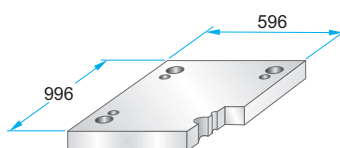
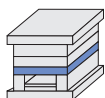
Podcięcia do demontażu na życzenie – patrz str. 2.10
Corner undercuts upon request – see page 2.10

Materialy informacyjne – patrz str. 1.3
Material information – see page 1.3

PK 31 – 596 x 996 x h / material

h	material
46	1730
56	2083
66	2085
76	2162
86	2311
96	2312
116	2343
136	2738
156	2767
176	Toolox33
196	Toolox44
	2738HH
	2714HH

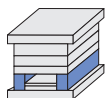
**PK 04
PKA 04**



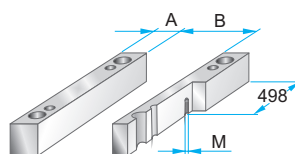
PK 04 – 596 x 996 x h / material
PKA 04 – 596 x 996 x h / material

h	material
46	1730
56	2312
76	2085

**PK 05
PKA 05**



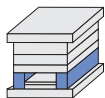
	A	B	M
PK 05	84	428	-
PKA 05	76	444	M12



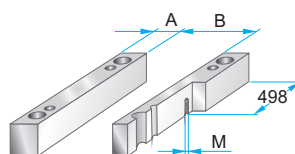
PK 05 – 596 x 996 x h / material
PKA 05 – 596 x 996 x h / material

h	material
86	1730
96	2085
116	
136	
156	
176	

**PK 55
PKA 55**



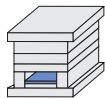
	A	B	M
PK 55	114	368	-
PKA 55	106	384	M12



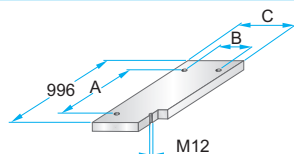
PK 55 – 596 x 996 x h / material
PKA 55 – 596 x 996 x h / material

h	material
86	1730
96	2085
116	
136	
156	
176	

**PK 06
PKA 06**



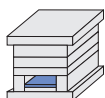
	A	B	C
PK 06	910	388	424
PKA 06	840	400	438



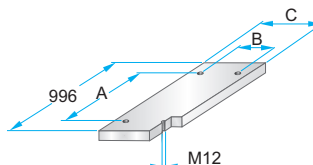
PK 06 – 596 x 996 x h / material
PKA 06 – 596 x 996 x h / material

h	material
27	1730
	2085

**PK 65
PKA 65**



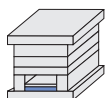
	A	B	C
PK 65	910	328	364
PKA 65	840	330	368



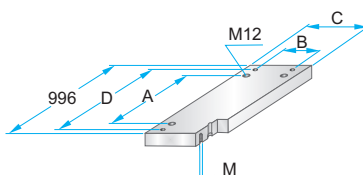
PK 65 – 596 x 996 x h / material
PKA 65 – 596 x 996 x h / material

h	material
27	1730
	2085

**PK 07
PKA 07**



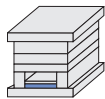
	A	B	C	D	M
PK 07	910	388	424	-	-
PKA 07	840	400	438	958	M5



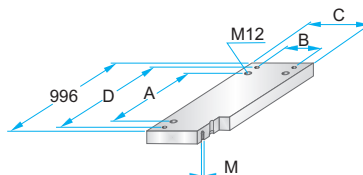
PK 07 – 596 x 996 x h / material
PKA 07 – 596 x 996 x h / material

h	material
36	1730
	2312
	2085

**PK 75
PKA 75**



	A	B	C	D	M
PK 75	910	328	364	-	-
PKA 75	840	330	368	958	M5



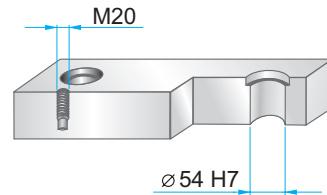
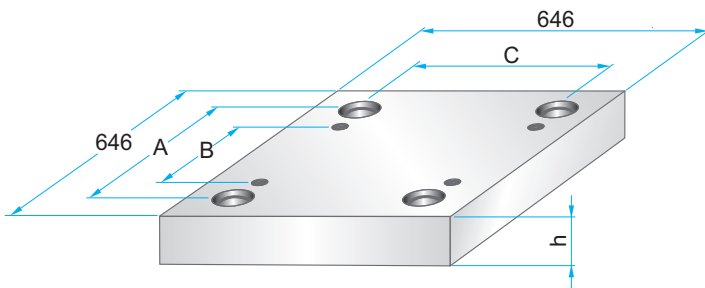
PK 75 – 596 x 996 x h / material
PKA 75 – 596 x 996 x h / material

h	material
36	1730
	2312
	2085

Korpus formy

Mold base

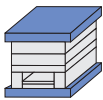
646x646



Wymiary i tolerancje – patrz str. 2.9
Dimensions and tolerances – see page 2.9

	A	B	C
PK	542	424	542
PKA	558	440	558

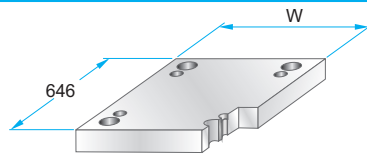
**PK 01
PKA 01**



**PK 11
PKA 11**



	W
PK 11	746
PKA 11	696



PK 11 – 646 x 646 x	h /	material
PKA 11 – 646 x 646 x	h /	
	46	1730
	56	2312
		2085

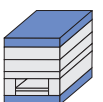
**PK 02
PKA 02**



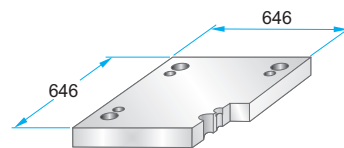
**PK 12
PKA 12**



**PK 21
PKA 21**

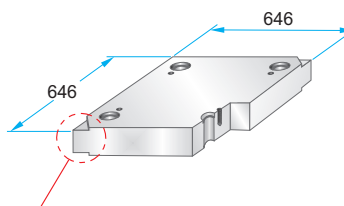
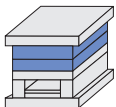


**PK 22
PKA 22**



PK 22 – 646 x 646 x	h /	material
PKA 22 – 646 x 646 x	h /	
	46	1730
	56	2312
		2085

**PK 03
PKA 03**



PK 03 – 646 x 646 x	h /	material
PKA 03 – 646 x 646 x	h /	
	27	1730
	36	2083
	46	2085
	56	2162
	66	2311
	76	2312
	86	2738
	96	Toolox33
	116	Toolox44
	136	2738HH
	156	2714HH
	176	
	196	

Podcięcia do demontażu na życzenie – patrz str. 2.10
Corner undercuts upon request – see page 2.10

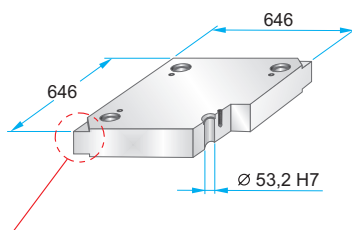
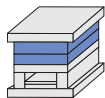
Materiały informacyjne – patrz str. 1.3
Material information – see page 1.3

Korpus formy

Mold base

646x646

PK 31



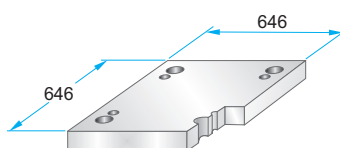
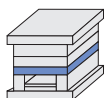
Podcięcia do demontażu na życzenie – patrz str. 2.10
Corner undercuts upon request – see page 2.10

Materiały informacyjne – patrz str. 1.3
Material information – see page 1.3

PK 31 – 646 x 646 x h / material

46	1730
56	2083
66	2085
76	2162
86	2311
96	2312
116	2343
136	2738
156	2767
176	Toolox33
196	Toolox44
	2738HH
	2714HH

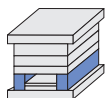
**PK 04
PKA 04**



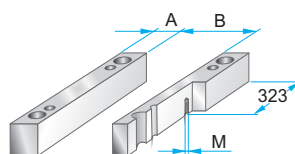
**PK 04 – 646 x 646 x h / material
PKA 04 – 646 x 646 x h / material**

46	1730
56	2312
76	2085

**PK 05
PKA 05**



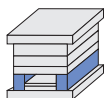
	A	B	M
PK 05	84	478	-
PKA 05	76	494	M12



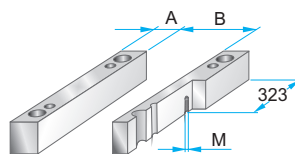
**PK 05 – 646 x 646 x h / material
PKA 05 – 646 x 646 x h / material**

86	1730
96	2085
116	
136	
156	
176	

**PK 55
PKA 55**



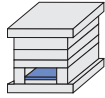
	A	B	M
PK 55	114	418	-
PKA 55	106	434	M12



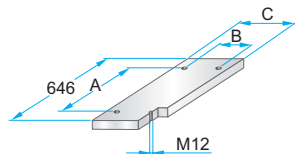
**PK 55 – 646 x 646 x h / material
PKA 55 – 646 x 646 x h / material**

86	1730
96	2085
116	
136	
156	
176	

**PK 06
PKA 06**



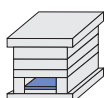
	A	B	C
PK 06	560	438	474
PKA 06	490	450	488



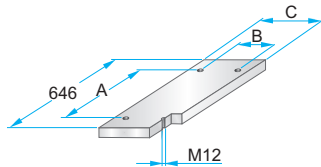
**PK 06 – 646 x 646 x h / material
PKA 06 – 646 x 646 x h / material**

27	1730
	2085

**PK 65
PKA 65**



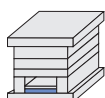
	A	B	C
PK 65	560	378	414
PKA 65	490	380	418



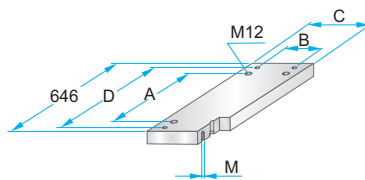
**PK 65 – 646 x 646 x h / material
PKA 65 – 646 x 646 x h / material**

27	1730
	2085

**PK 07
PKA 07**



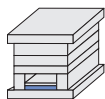
	A	B	C	D	M
PK 07	560	438	474	-	-
PKA 07	490	450	488	608	M5



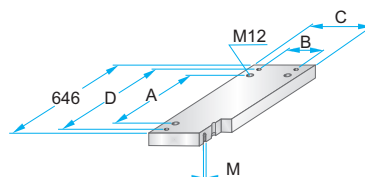
**PK 07 – 646 x 646 x h / material
PKA 07 – 646 x 646 x h / material**

36	1730
	2312
	2085

**PK 75
PKA 75**



	A	B	C	D	M
PK 75	560	378	414	-	-
PKA 75	490	380	418	608	M5



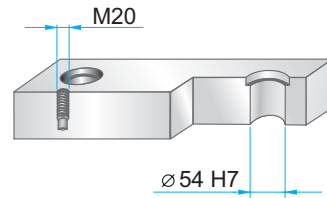
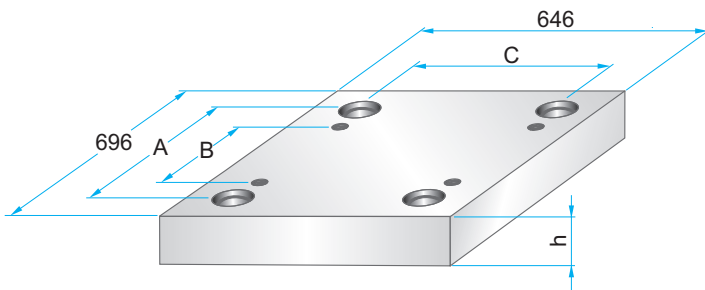
**PK 75 – 646 x 646 x h / material
PKA 75 – 646 x 646 x h / material**

36	1730
	2312
	2085

Korpus formy

Mold base

646x696



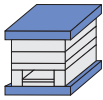
Wymiary i tolerancje – patrz str. 2.9
Dimensions and tolerances – see page 2.9

	A	B	C
PK	592	474	542
PKA	608	490	558

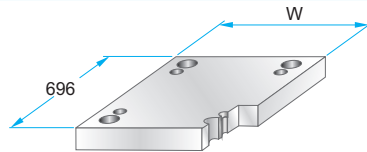
**PK 01
PKA 01**



**PK 11
PKA 11**

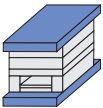


	W
PK 11	746
PKA 11	696

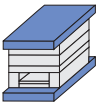


PK 11 – 646 x 696 x	h /	material
PKA 11 – 646 x 696 x	h /	
	46	1730
	56	2312
		2085

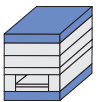
**PK 02
PKA 02**



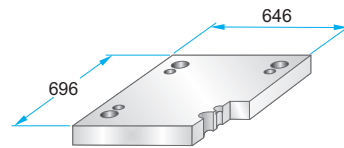
**PK 12
PKA 12**



**PK 21
PKA 21**

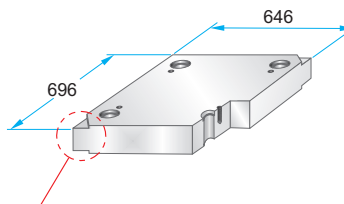
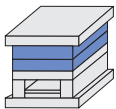


**PK 22
PKA 22**



PK 22 – 646 x 696 x	h /	material
PKA 22 – 646 x 696 x	h /	
	46	1730
	56	2312
		2085

**PK 03
PKA 03**



PK 03 – 646 x 696 x	h /	material
PKA 03 – 646 x 696 x	h /	
	27	1730
	36	2083
	46	2085
	56	2162
	66	2311
	76	2312
	86	2738
	96	Toolox33
	116	Toolox44
	136	2738HH
	156	2714HH
	176	
	196	

Podcięcia do demontażu na życzenie – patrz str. 2.10
Corner undercuts upon request – see page 2.10

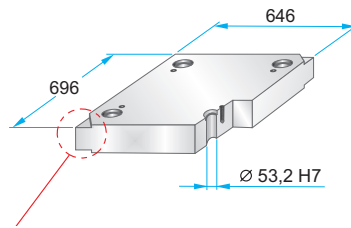
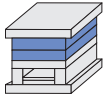
Materiały informacyjne – patrz str. 1.3
Material information – see page 1.3

Korpus formy

Mold base

646x696

PK 31

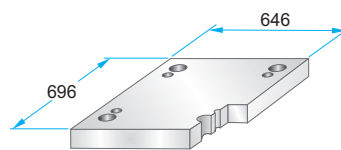
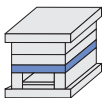


Podcięcia do demontażu na życzenie – patrz str. 2.10
Corner undercuts upon request – see page 2.10

Materiały informacyjne – patrz str. 1.3
Material information – see page 1.3

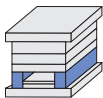
PK 31 – 646 x 696 x	h /	material
	46	1730
	56	2083
	66	2085
	76	2162
	86	2311
	96	2312
	116	2343
	136	2738
	156	2767
	176	Toolox33
	196	Toolox44
		2738HH
		2714HH

**PK 04
PKA 04**

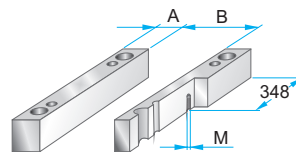


PK 04 – 646 x 696 x	h /	material
	46	1730
	56	2312
	76	2085

**PK 05
PKA 05**

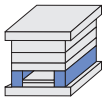


	A	B	M
PK 05	84	478	-
PKA 05	76	494	M12

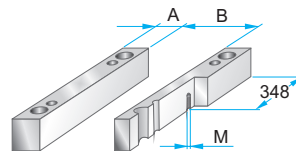


PK 05 – 646 x 696 x	h /	material
	86	1730
	96	2085
	116	
	136	
	156	
	176	

**PK 55
PKA 55**

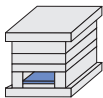


	A	B	M
PK 55	114	418	-
PKA 55	106	434	M12

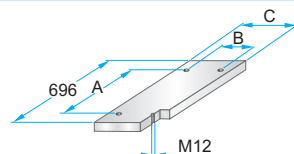


PK 55 – 646 x 696 x	h /	material
	86	1730
	96	2085
	116	
	136	
	156	
	176	

**PK 06
PKA 06**

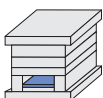


	A	B	C
PK 06	610	438	474
PKA 06	540	450	488

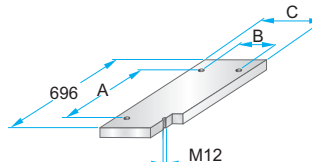


PK 06 – 646 x 696 x	h /	material
	27	1730
		2085

**PK 65
PKA 65**

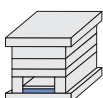


	A	B	C
PK 65	610	378	414
PKA 65	540	380	418

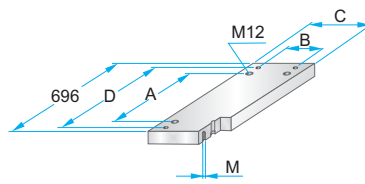


PK 65 – 646 x 696 x	h /	material
	27	1730
		2085

**PK 07
PKA 07**

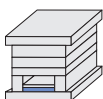


	A	B	C	D	M
PK 07	610	438	474	-	-
PKA 07	540	450	488	658	M5

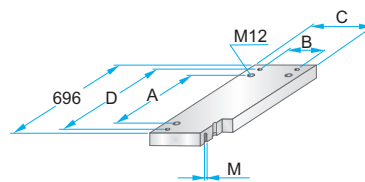


PK 07 – 646 x 696 x	h /	material
	36	1730
		2312
		2085

**PK 75
PKA 75**



	A	B	C	D	M
PK 75	610	378	414	-	-
PKA 75	540	380	418	658	M5

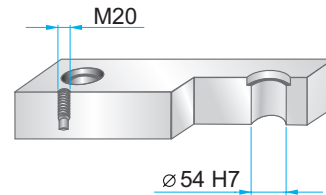
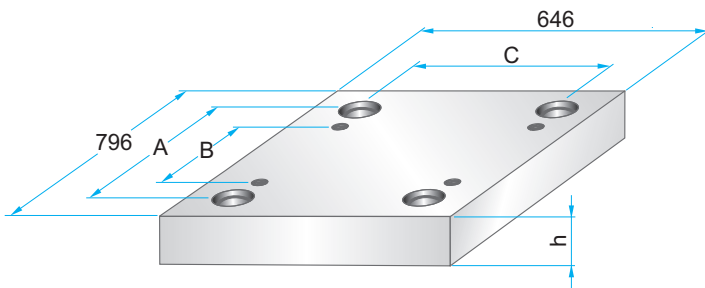


PK 75 – 646 x 696 x	h /	material
	36	1730
		2312
		2085

Korpus formy

Mold base

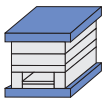
646x796



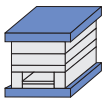
Wymiary i tolerancje – patrz str. 2.9
Dimensions and tolerances – see page 2.9

	A	B	C
PK	692	574	542
PKA	708	590	558

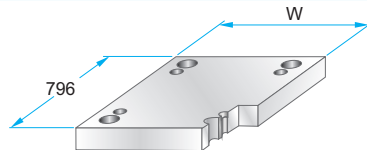
**PK 01
PKA 01**



**PK 11
PKA 11**



	W
PK 11	746
PKA 11	696



PK 11 – 646 x 796 x	h /	material
PKA 11 – 646 x 796 x	h /	
	46	1730
	56	2312
		2085

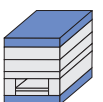
**PK 02
PKA 02**



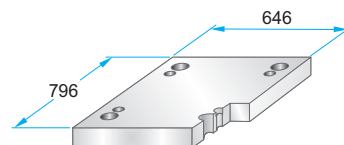
**PK 12
PKA 12**



**PK 21
PKA 21**

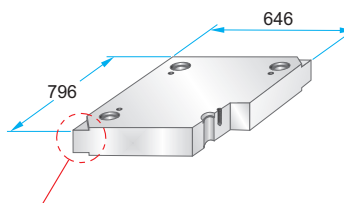
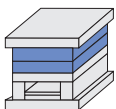


**PK 22
PKA 22**



PK 22 – 646 x 796 x	h /	material
PKA 22 – 646 x 796 x	h /	
	46	1730
	56	2312
		2085

**PK 03
PKA 03**



PK 03 – 646 x 796 x	h /	material
PKA 03 – 646 x 796 x	h /	
	27	1730
	36	2083
	46	2085
	56	2162
	66	2311
	76	2312
	86	2738
	96	Toolox33
	116	Toolox44
	136	2738HH
	156	2714HH
	176	
	196	

Podcięcia do demontażu na życzenie – patrz str. 2.10
Corner undercuts upon request – see page 2.10

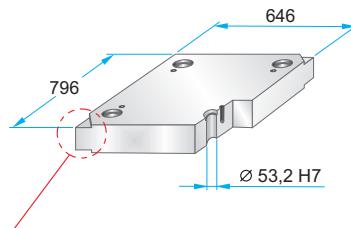
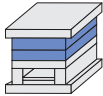
Materiały informacyjne – patrz str. 1.3
Material information – see page 1.3

Korpus formy

Mold base

646x796

PK 31



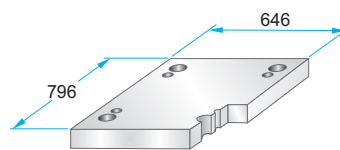
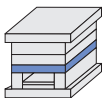
Podcięcia do demontażu na życzenie – patrz str. 2.10
Corner undercuts upon request – see page 2.10

Materiały informacyjne – patrz str. 1.3
Material information – see page 1.3

PK 31 – 646 x 796 x h / material

h	material
46	1730
56	2083
66	2085
76	2162
86	2311
96	2312
116	2343
136	2738
156	2767
176	Toolox33
196	Toolox44
	2738HH
	2714HH

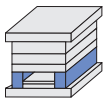
**PK 04
PKA 04**



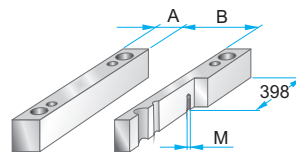
**PK 04 – 646 x 796 x h / material
PKA 04 – 646 x 796 x h / material**

h	material
46	1730
56	2312
76	2085

**PK 05
PKA 05**



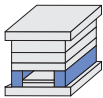
	A	B	M
PK 05	84	478	-
PKA 05	76	494	M12



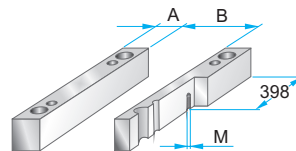
**PK 05 – 646 x 796 x h / material
PKA 05 – 646 x 796 x h / material**

h	material
86	1730
96	2085
116	
136	
156	
176	

**PK 55
PKA 55**



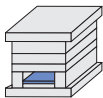
	A	B	M
PK 55	114	418	-
PKA 55	106	434	M12



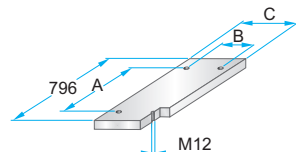
**PK 55 – 646 x 796 x h / material
PKA 55 – 646 x 796 x h / material**

h	material
86	1730
96	2085
116	
136	
156	
176	

**PK 06
PKA 06**



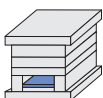
	A	B	C
PK 06	710	438	474
PKA 06	640	450	488



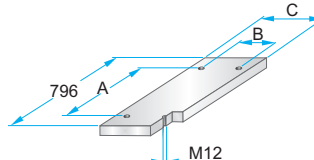
**PK 06 – 646 x 796 x h / material
PKA 06 – 646 x 796 x h / material**

h	material
27	1730
	2085

**PK 65
PKA 65**



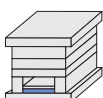
	A	B	C
PK 65	710	378	414
PKA 65	640	380	418



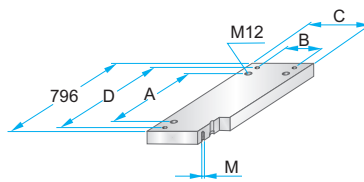
**PK 65 – 646 x 796 x h / material
PKA 65 – 646 x 796 x h / material**

h	material
27	1730
	2085

**PK 07
PKA 07**



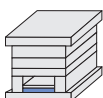
	A	B	C	D	M
PK 07	710	438	474	-	-
PKA 07	640	450	488	758	M5



**PK 07 – 646 x 796 x h / material
PKA 07 – 646 x 796 x h / material**

h	material
36	1730
	2312
	2085

**PK 75
PKA 75**



	A	B	C	D	M
PK 75	710	378	414	-	-
PKA 75	640	380	418	758	M5

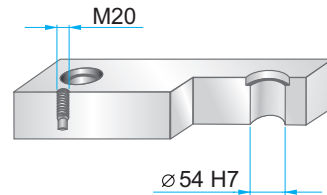
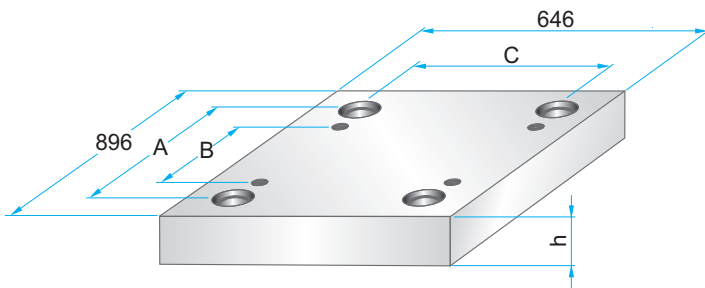
**PK 75 – 646 x 796 x h / material
PKA 75 – 646 x 796 x h / material**

h	material
36	1730
	2312
	2085

Korpus formy

Mold base

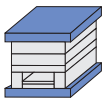
646x896



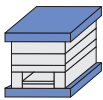
Wymiary i tolerancje – patrz str. 2.9
Dimensions and tolerances – see page 2.9

	A	B	C
PK	792	674	542
PKA	808	690	558

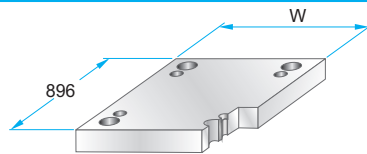
**PK 01
PKA 01**



**PK 11
PKA 11**



	W
PK 11	746
PKA 11	696

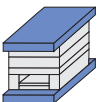


PK 11 – 646 x 896 x	h /	material
PKA 11 – 646 x 896 x	h /	
	46	1730
	56	2312
		2085

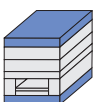
**PK 02
PKA 02**



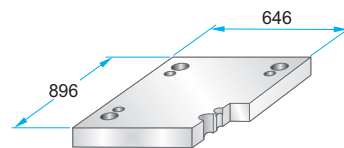
**PK 12
PKA 12**



**PK 21
PKA 21**

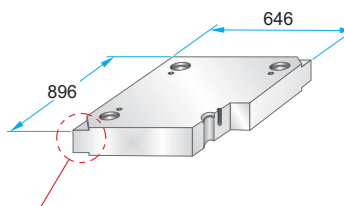
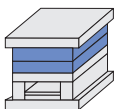


**PK 22
PKA 22**



PK 22 – 646 x 896 x	h /	material
PKA 22 – 646 x 896 x	h /	
	46	1730
	56	2312
		2085

**PK 03
PKA 03**



PK 03 – 646 x 896 x	h /	material
PKA 03 – 646 x 896 x	h /	
	27	1730
	36	2083
	46	2085
	56	2162
	66	2311
	76	2312
	86	2738
	96	Toolox33
	116	Toolox44
	136	2738HH
	156	2714HH
	176	
	196	

Podcięcia do demontażu na życzenie – patrz str. 2.10
Corner undercuts upon request – see page 2.10

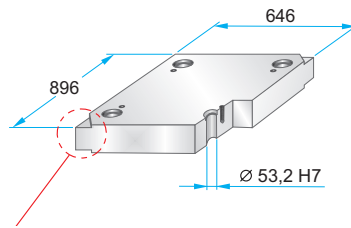
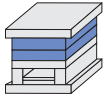
Materiały informacyjne – patrz str. 1.3
Material information – see page 1.3

Korpus formy

Mold base

646x896

PK 31



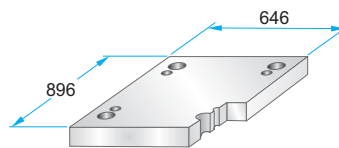
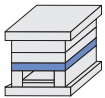
Podcięcia do demontażu na życzenie – patrz str. 2.10
Corner undercuts upon request – see page 2.10

Materiały informacyjne – patrz str. 1.3
Material information – see page 1.3

PK 31 – 646 x 896 x h / material

46	1730
56	2083
66	2085
76	2162
86	2311
96	2312
116	2343
136	2738
156	2767
176	Toolox33
196	Toolox44
	2738HH
	2714HH

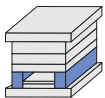
**PK 04
PKA 04**



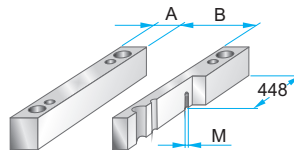
**PK 04 – 646 x 896 x h / material
PKA 04 – 646 x 896 x h / material**

46	1730
56	2312
76	2085

**PK 05
PKA 05**



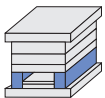
	A	B	M
PK 05	84	478	-
PKA 05	76	494	M12



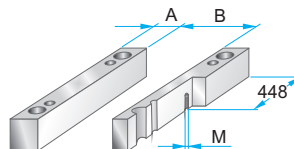
**PK 05 – 646 x 896 x h / material
PKA 05 – 646 x 896 x h / material**

86	1730
96	2085
116	
136	
156	
176	

**PK 55
PKA 55**



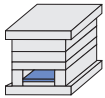
	A	B	M
PK 55	114	418	-
PKA 55	106	434	M12



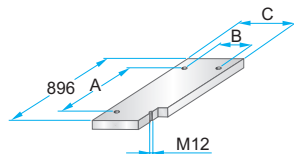
**PK 55 – 646 x 896 x h / material
PKA 55 – 646 x 896 x h / material**

86	1730
96	2085
116	
136	
156	
176	

**PK 06
PKA 06**



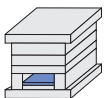
	A	B	C
PK 06	810	438	474
PKA 06	740	450	488



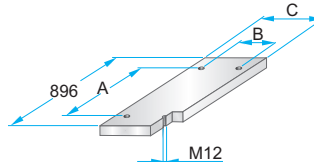
**PK 06 – 646 x 896 x h / material
PKA 06 – 646 x 896 x h / material**

27	1730
	2085

**PK 65
PKA 65**



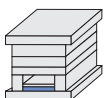
	A	B	C
PK 65	810	378	414
PKA 65	740	380	418



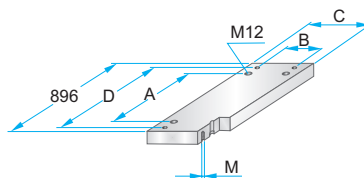
**PK 65 – 646 x 896 x h / material
PKA 65 – 646 x 896 x h / material**

27	1730
	2085

**PK 07
PKA 07**



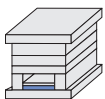
	A	B	C	D	M
PK 07	810	438	474	-	-
PKA 07	740	450	488	858	M5



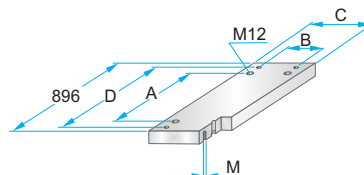
**PK 07 – 646 x 896 x h / material
PKA 07 – 646 x 896 x h / material**

36	1730
	2312
	2085

**PK 75
PKA 75**



	A	B	C	D	M
PK 75	810	378	414	-	-
PKA 75	740	380	418	858	M5



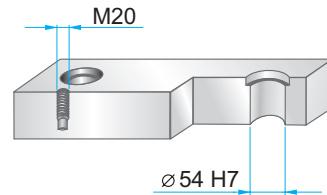
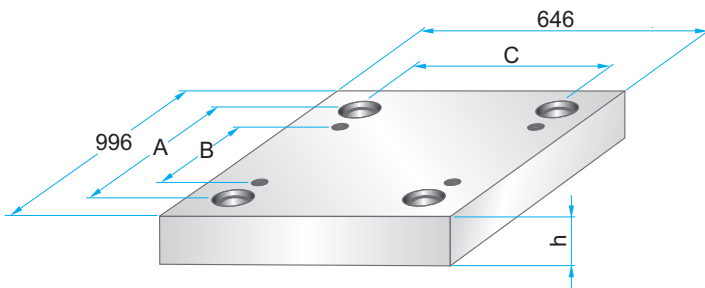
**PK 75 – 646 x 896 x h / material
PKA 75 – 646 x 896 x h / material**

36	1730
	2312
	2085

Korpus formy

Mold base

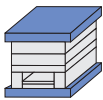
646x996



Wymiary i tolerancje – patrz str. 2.9
Dimensions and tolerances – see page 2.9

	A	B	C
PK	892	774	542
PKA	908	790	558

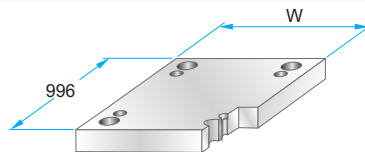
**PK 01
PKA 01**



**PK 11
PKA 11**



	W
PK 11	746
PKA 11	696



PK 11 – 646 x 996 x	h /	material
PKA 11 – 646 x 996 x	h /	
	46	1730
	56	2312
		2085

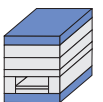
**PK 02
PKA 02**



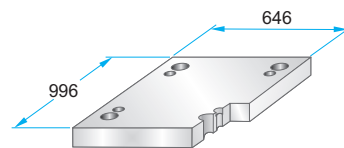
**PK 12
PKA 12**



**PK 21
PKA 21**

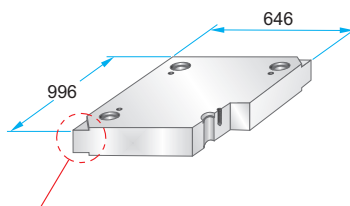
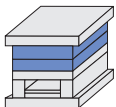


**PK 22
PKA 22**



PK 22 – 646 x 996 x	h /	material
PKA 22 – 646 x 996 x	h /	
	46	1730
	56	2312
		2085

**PK 03
PKA 03**



PK 03 – 646 x 996 x	h /	material
PKA 03 – 646 x 996 x	h /	
	27	1730
	36	2083
	46	2085
	56	2162
	66	2311
	76	2312
	86	2738
	96	Toolox33
	116	Toolox44
	136	2738HH
	156	2714HH
	176	
	196	

Podcięcia do demontażu na życzenie – patrz str. 2.10
Corner undercuts upon request – see page 2.10

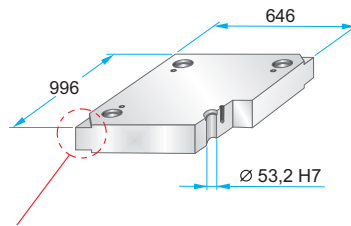
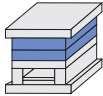
Materiały informacyjne – patrz str. 1.3
Material information – see page 1.3

Korpus formy

Mold base

646x996

PK 31



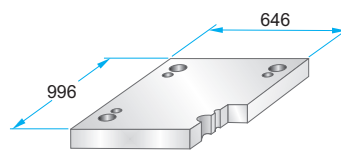
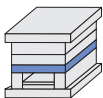
Podcięcia do demontażu na życzenie – patrz str. 2.10
Corner undercuts upon request – see page 2.10

Materiały informacyjne – patrz str. 1.3
Material information – see page 1.3

PK 31 – 646 x 996 x h / material

46	1730
56	2083
66	2085
76	2162
86	2311
96	2312
116	2343
136	2738
156	2767
176	Toolox33
196	Toolox44
	2738HH
	2714HH

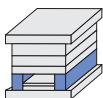
**PK 04
PKA 04**



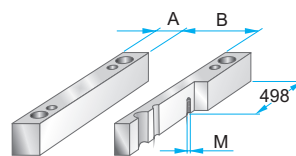
**PK 04 – 646 x 996 x h / material
PKA 04 – 646 x 996 x h / material**

46	1730
56	2312
76	2085

**PK 05
PKA 05**



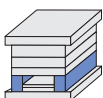
	A	B	M
PK 05	84	478	-
PKA 05	76	494	M12



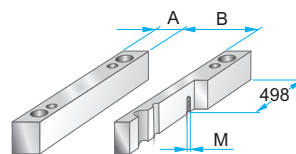
**PK 05 – 646 x 996 x h / material
PKA 05 – 646 x 996 x h / material**

86	1730
96	2085
116	
136	
156	
176	

**PK 55
PKA 55**



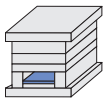
	A	B	M
PK 55	114	418	-
PKA 55	106	434	M12



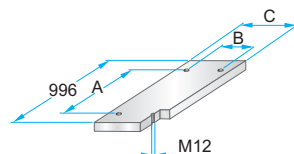
**PK 55 – 646 x 996 x h / material
PKA 55 – 646 x 996 x h / material**

86	1730
96	2085
116	
136	
156	
176	

**PK 06
PKA 06**



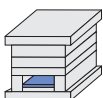
	A	B	C
PK 06	910	438	474
PKA 06	840	450	488



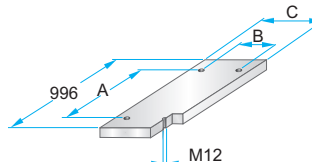
**PK 06 – 646 x 996 x h / material
PKA 06 – 646 x 996 x h / material**

27	1730
	2085

**PK 65
PKA 65**



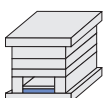
	A	B	C
PK 65	910	378	414
PKA 65	840	380	418



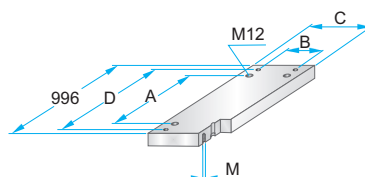
**PK 65 – 646 x 996 x h / material
PKA 65 – 646 x 996 x h / material**

27	1730
	2085

**PK 07
PKA 07**



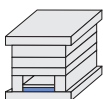
	A	B	C	D	M
PK 07	910	438	474	-	-
PKA 07	840	450	488	958	M5



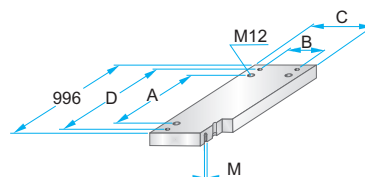
**PK 07 – 646 x 996 x h / material
PKA 07 – 646 x 996 x h / material**

36	1730
	2312
	2085

**PK 75
PKA 75**



	A	B	C	D	M
PK 75	910	378	414	-	-
PKA 75	840	380	418	958	M5



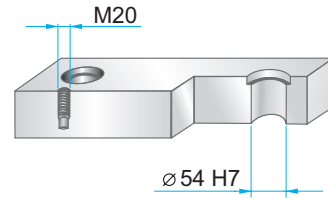
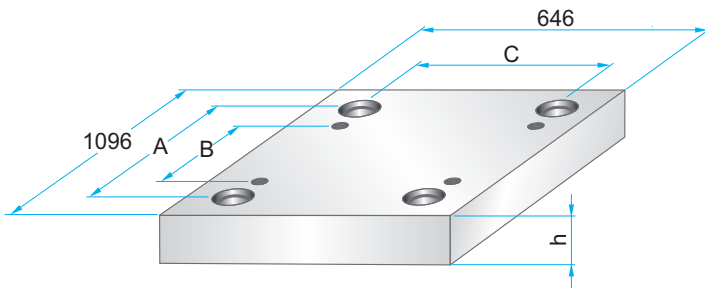
**PK 75 – 646 x 996 x h / material
PKA 75 – 646 x 996 x h / material**

36	1730
	2312
	2085

Korpus formy

Mold base

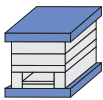
646x1096



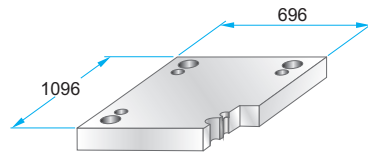
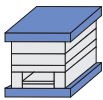
Wymiary i tolerancje – patrz str. 2.9
Dimensions and tolerances – see page 2.9

	A	B	C
PKA	1008	890	558

PKA 01



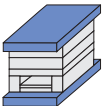
PKA 11



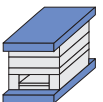
PKA 11 – 646 x 1096 x h / material

46	1730
	2312
	2085

PKA 02



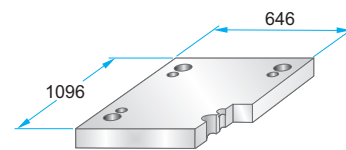
PKA 12



PKA 21



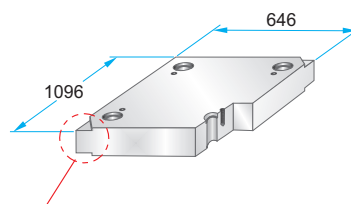
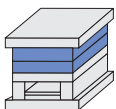
PKA 22



PKA 22 – 646 x 1096 x h / material

46	1730
	2312
	2085

PKA 03



PKA 03 – 646 x 1096 x h / material

27	1730
36	2083
46	2085
56	2162
66	2311
76	2312
86	2738
96	Toolox33
116	Toolox44
136	2738HH
156	2714HH
176	
196	

Podcięcia do demontażu na życzenie – patrz str. 2.10
Corner undercuts upon request – see page 2.10

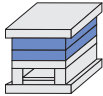
Materiały informacyjne – patrz str. 1.3
Material information – see page 1.3

Korpus formy

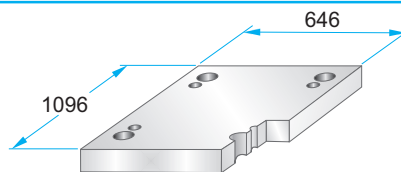
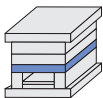
Mold base

646x1096

PKA 31



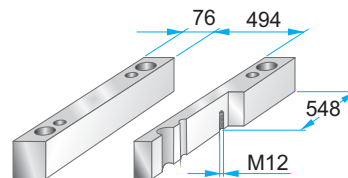
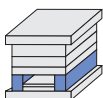
PKA 04



PKA 04 – 646 x 1096 x h / material

56	1730
76	2312
	2085

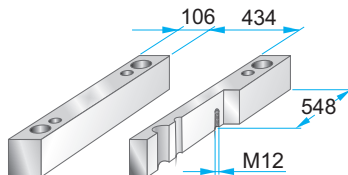
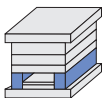
PKA 05



PKA 05 – 646 x 1096 x h / material

86	1730
96	2085
116	
126	
136	
156	
176	

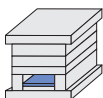
PKA 55



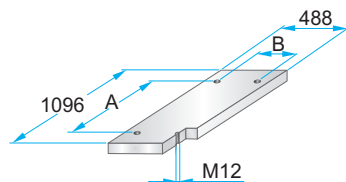
PKA 55 – 646 x 1096 x h / material

86	1730
96	2085
116	
136	
156	
176	

PKA 06



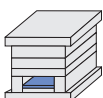
	A	B
PKA 06	940	450



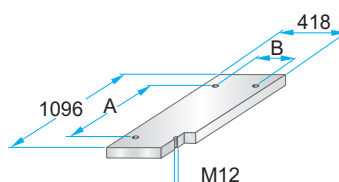
PKA 06 – 646 x 1096 x h / material

27	1730
	2085

PKA 65



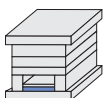
	A	B
PKA 65	940	380



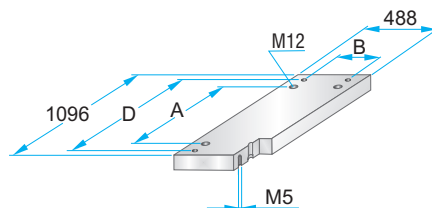
PKA 65 – 646 x 1096 x h / material

27	1730
	2085

PKA 07



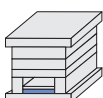
	A	B	D
PKA 07	940	450	1058



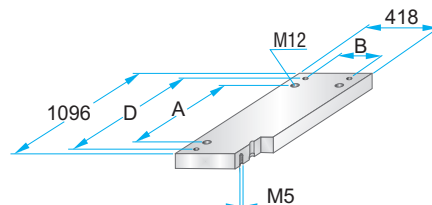
PKA 07 – 646 x 1096 x h / material

36	1730
	2312
	2085

PKA 75



	A	B	D
PKA 75	940	380	1058



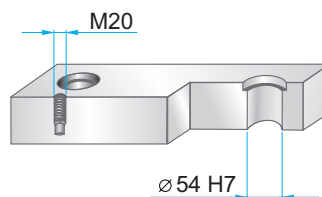
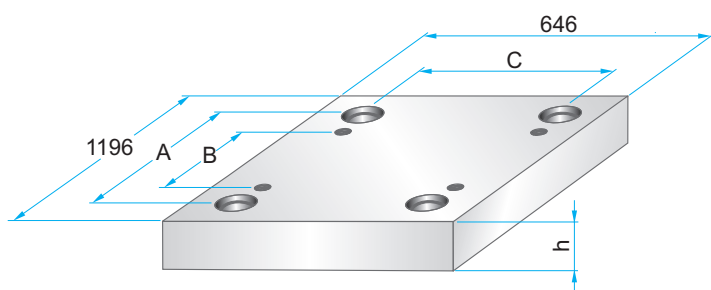
PKA 75 – 646 x 1096 x h / material

36	1730
	2312
	2085

Korpus formy

Mold base

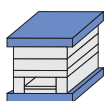
646x1196



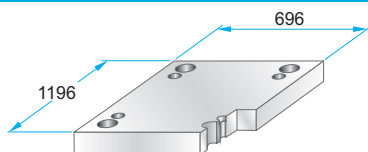
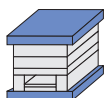
Wymiary i tolerancje – patrz str. 2.9
Dimensions and tolerances – see page 2.9

	A	B	C
PKA	1108	990	558

PKA 01



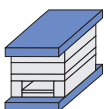
PKA 11



PKA 11 – 646 x 1196 x h / material

46	1730
	2312
	2085

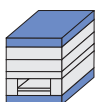
PKA 02



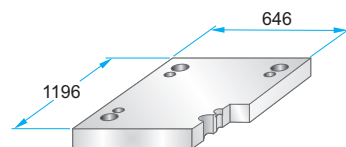
PKA 12



PKA 21



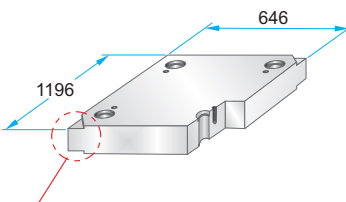
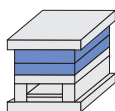
PKA 22



PKA 22 – 646 x 1196 x h / material

46	1730
	2312
	2085

PKA 03



PKA 03 – 646 x 1196 x h / material

27	1730
36	2083
46	2085
56	2162
66	2311
76	2312
86	2738
96	Toolox33
116	Toolox44
136	2738HH
156	2714HH
176	
196	

Podcięcia do demontażu na życzenie – patrz str. 2.10
Corner undercuts upon request – see page 2.10

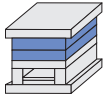
Materiały informacyjne – patrz str. 1.3
Material information – see page 1.3

Korpus formy

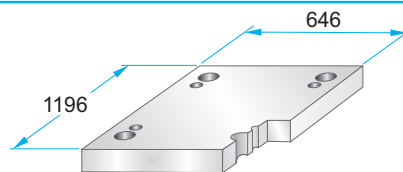
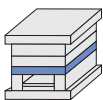
Mold base

646x1196

PKA 31



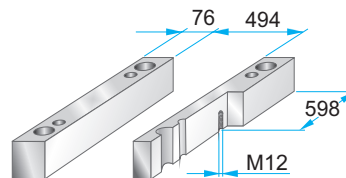
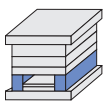
PKA 04



PKA 04 – 646 x 1196 x h / material

56	1730
76	2312
	2085

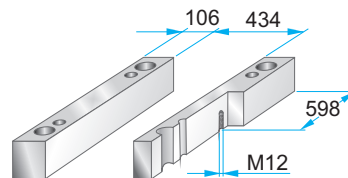
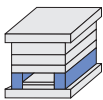
PKA 05



PKA 05 – 646 x 1196 x h / material

86	1730
96	2085
116	
126	
136	
156	
176	

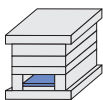
PKA 55



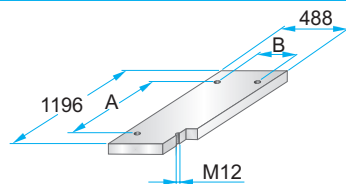
PKA 55 – 646 x 1196 x h / material

86	1730
96	2085
116	
136	
156	
176	

PKA 06



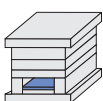
	A	B
PKA 06	1040	450



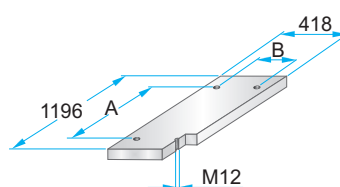
PKA 06 – 646 x 1196 x h / material

27	1730
	2085

PKA 65



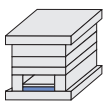
	A	B
PKA 65	1040	380



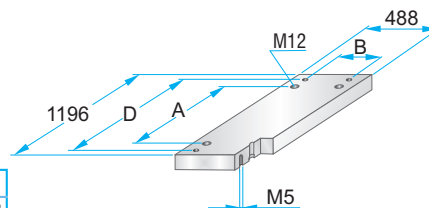
PKA 65 – 646 x 1196 x h / material

27	1730
	2085

PKA 07



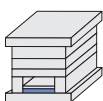
	A	B	D
PKA 07	1040	450	1158



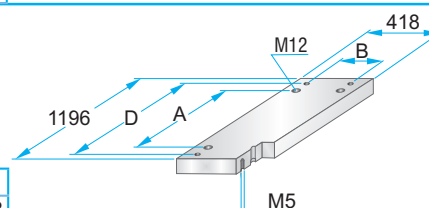
PKA 07 – 646 x 1196 x h / material

36	1730
	2312
	2085

PKA 75



	A	B	D
PKA 75	1040	380	1158



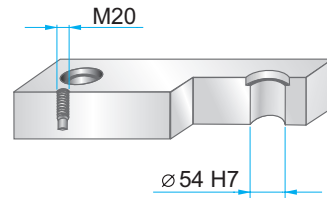
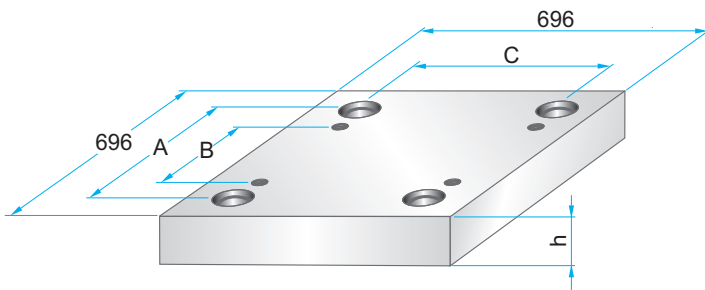
PKA 75 – 646 x 1196 x h / material

36	1730
	2312
	2085

Korpus formy

Mold base

696x696



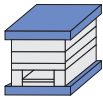
Wymiary i tolerancje – patrz str. 2.9
Dimensions and tolerances – see page 2.9

	A	B	C
PK	592	474	592
PKA	608	490	608

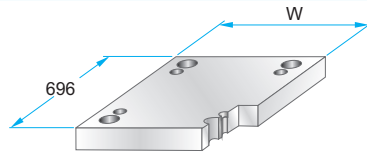
**PK 01
PKA 01**



**PK 11
PKA 11**



	W
PK 11	796
PKA 11	746

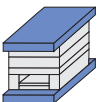


PK 11 – 696 x 696 x	h /	material
PKA 11 – 696 x 696 x	h /	
	46	1730
	76	2312
		2085

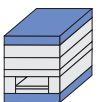
**PK 02
PKA 02**



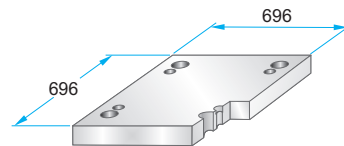
**PK 12
PKA 12**



**PK 21
PKA 21**

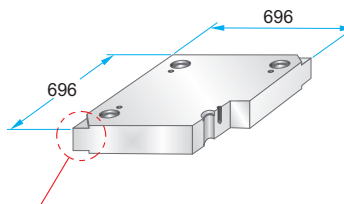
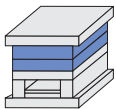


**PK 22
PKA 22**



PK 22 – 696 x 696 x	h /	material
PKA 22 – 696 x 696 x	h /	
	46	1730
	56	2312
		2085

**PK 03
PKA 03**



PK 03 – 696 x 696 x	h /	material
PKA 03 – 696 x 696 x	h /	
	27	1730
	36	2083
	46	2085
	56	2162
	66	2311
	76	2312
	86	2738
	96	Toolox33
	116	Toolox44
	136	2738HH
	156	2714HH
	176	
	196	

Podcięcia do demontażu na życzenie – patrz str. 2.10
Corner undercuts upon request – see page 2.10

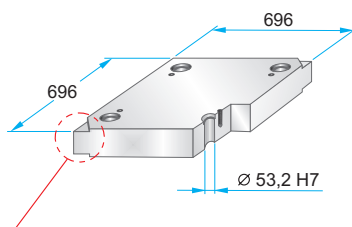
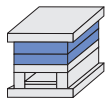
Materiały informacyjne – patrz str. 1.3
Material information – see page 1.3

Korpus formy

Mold base

696x696

PK 31



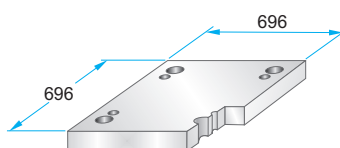
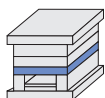
Podcięcia do demontażu na życzenie – patrz str. 2.10
Corner undercuts upon request – see page 2.10

Materialy informacyjne – patrz str. 1.3
Material information – see page 1.3

PK 31 – 696 x 696 x h / material

46	1730
56	2083
66	2085
76	2162
86	2311
96	2312
116	2343
136	2738
156	2767
176	Toolox33
196	Toolox44
	2738HH
	2714HH

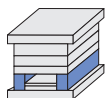
**PK 04
PKA 04**



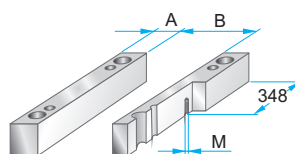
**PK 04 – 696 x 696 x h / material
PKA 04 – 696 x 696 x h / material**

46	1730
56	2312
76	2085

**PK 05
PKA 05**



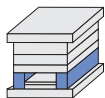
	A	B	M
PK 05	84	528	-
PKA 05	76	544	M12



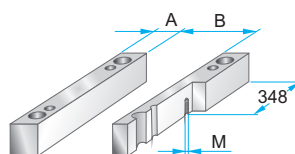
**PK 05 – 696 x 696 x h / material
PKA 05 – 696 x 696 x h / material**

86	1730
96	2085
116	
136	
156	
176	

**PK 55
PKA 55**



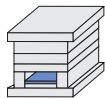
	A	B	M
PK 55	114	468	-
PKA 55	106	484	M12



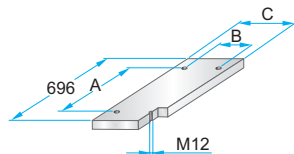
**PK 55 – 696 x 696 x h / material
PKA 55 – 696 x 696 x h / material**

86	1730
96	2085
116	
136	
156	
176	

**PK 06
PKA 06**



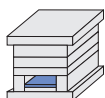
	A	B	C
PK 06	610	488	524
PKA 06	540	500	538



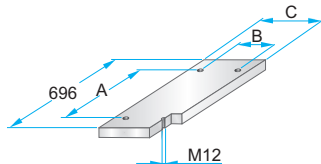
**PK 06 – 696 x 696 x h / material
PKA 06 – 696 x 696 x h / material**

27	1730
	2085

**PK 65
PKA 65**



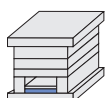
	A	B	C
PK 65	610	428	464
PKA 65	540	430	468



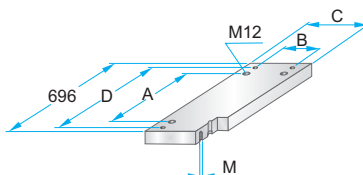
**PK 65 – 696 x 696 x h / material
PKA 65 – 696 x 696 x h / material**

27	1730
	2085

**PK 07
PKA 07**



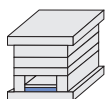
	A	B	C	D	M
PK 07	610	488	524	-	-
PKA 07	540	500	538	658	M5



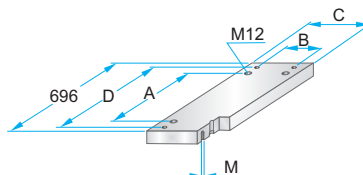
**PK 07 – 696 x 696 x h / material
PKA 07 – 696 x 696 x h / material**

36	1730
	2312
	2085

**PK 75
PKA 75**



	A	B	C	D	M
PK 75	610	428	464	-	-
PKA 75	540	430	468	658	M5



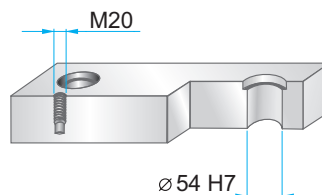
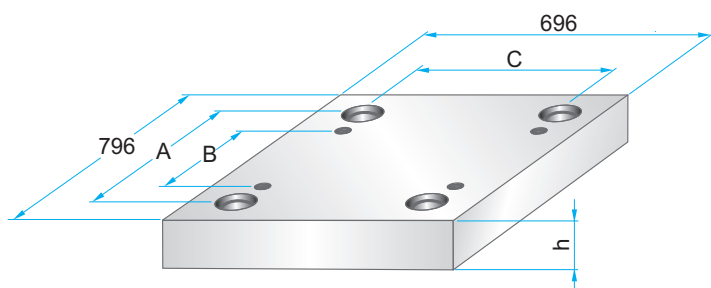
**PK 75 – 696 x 696 x h / material
PKA 75 – 696 x 696 x h / material**

36	1730
	2312
	2085

Korpus formy

Mold base

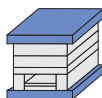
696x796



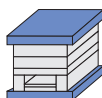
Wymiary i tolerancje – patrz str. 2.9
Dimensions and tolerances – see page 2.9

	A	B	C
PK	692	574	592
PKA	708	590	608

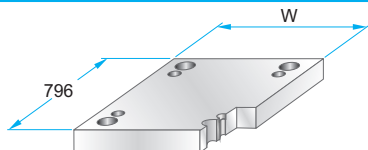
**PK 01
PKA 01**



**PK 11
PKA 11**

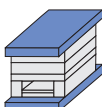


	W
PK 11	796
PKA 11	746



PK 11 – 696 x 796 x	h /	material
PKA 11 – 696 x 796 x	h /	
	46	1730
	76	2312
		2085

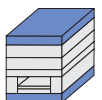
**PK 02
PKA 02**



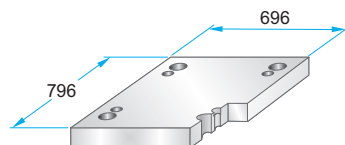
**PK 12
PKA 12**



**PK 21
PKA 21**

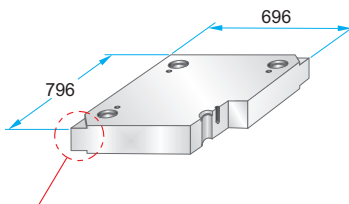
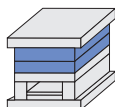


**PK 22
PKA 22**



PK 22 – 696 x 796 x	h /	material
PKA 22 – 696 x 796 x	h /	
	46	1730
	56	2312
		2085

**PK 03
PKA 03**



PK 03 – 696 x 796 x	h /	material
PKA 03 – 696 x 796 x	h /	
	27	1730
	36	2083
	46	2085
	56	2162
	66	2311
	76	2312
	86	2738
	96	Toolox33
	116	Toolox44
	136	2738HH
	156	2714HH
	176	
	196	

Podcięcia do demontażu na życzenie – patrz str. 2.10
Corner undercuts upon request – see page 2.10

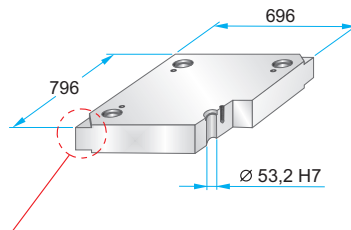
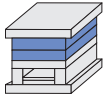
Materiały informacyjne – patrz str. 1.3
Material information – see page 1.3

Korpus formy

Mold base

696x796

PK 31



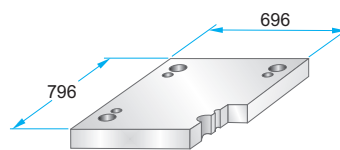
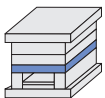
Podcięcia do demontażu na życzenie – patrz str. 2.10
Corner undercuts upon request – see page 2.10

Materiały informacyjne – patrz str. 1.3
Material information – see page 1.3

PK 31 – 696 x 796 x h / material

h	material
46	1730
56	2083
66	2085
76	2162
86	2311
96	2312
116	2343
136	2738
156	2767
176	Toolox33
196	Toolox44
	2738HH
	2714HH

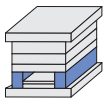
**PK 04
PKA 04**



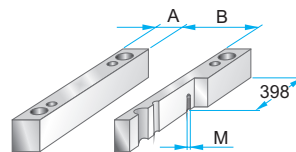
**PK 04 – 696 x 796 x h / material
PKA 04 – 696 x 796 x h / material**

h	material
46	1730
56	2312
76	2085

**PK 05
PKA 05**



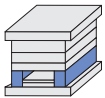
	A	B	M
PK 05	84	528	-
PKA 05	76	544	M12



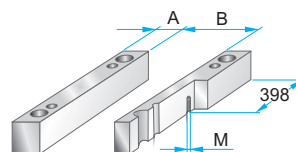
**PK 05 – 696 x 796 x h / material
PKA 05 – 696 x 796 x h / material**

h	material
86	1730
96	2085
116	
136	
156	
176	

**PK 55
PKA 55**



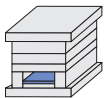
	A	B	M
PK 55	114	468	-
PKA 55	106	484	M12



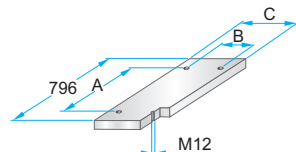
**PK 55 – 696 x 796 x h / material
PKA 55 – 696 x 796 x h / material**

h	material
86	1730
96	2085
116	
136	
156	
176	

**PK 06
PKA 06**



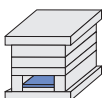
	A	B	C
PK 06	710	488	524
PKA 06	640	500	538



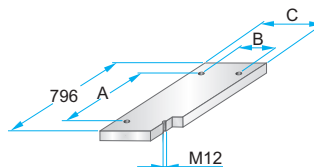
**PK 06 – 696 x 796 x h / material
PKA 06 – 696 x 796 x h / material**

h	material
27	1730
	2085

**PK 65
PKA 65**



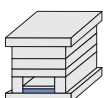
	A	B	C
PK 65	710	428	464
PKA 65	640	430	468



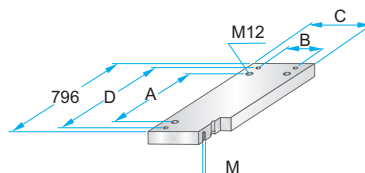
**PK 65 – 696 x 796 x h / material
PKA 65 – 696 x 796 x h / material**

h	material
27	1730
	2085

**PK 07
PKA 07**



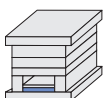
	A	B	C	D	M
PK 07	710	488	524	-	-
PKA 07	640	500	538	758	M5



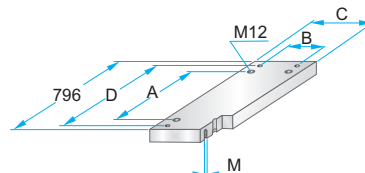
**PK 07 – 696 x 796 x h / material
PKA 07 – 696 x 796 x h / material**

h	material
36	1730
	2312
	2085

**PK 75
PKA 75**



	A	B	C	D	M
PK 75	710	428	464	-	-
PKA 75	640	430	468	758	M5



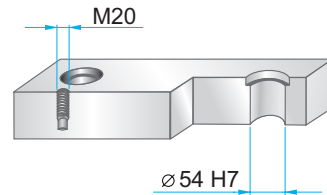
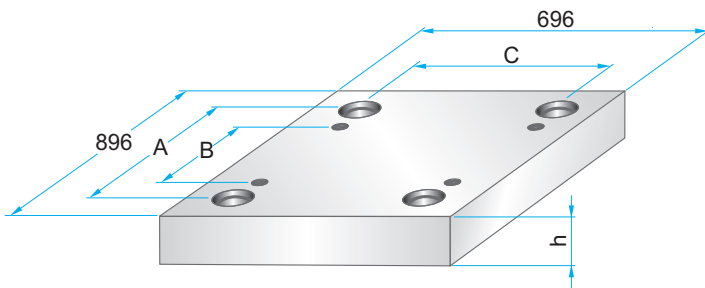
**PK 75 – 696 x 796 x h / material
PKA 75 – 696 x 796 x h / material**

h	material
36	1730
	2312
	2085

Korpus formy

Mold base

696x896



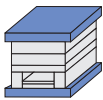
Wymiary i tolerancje – patrz str. 2.9
Dimensions and tolerances – see page 2.9

	A	B	C
PK	792	674	592
PKA	808	690	608

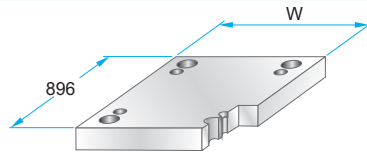
**PK 01
PKA 01**



**PK 11
PKA 11**



	W
PK 11	796
PKA 11	746

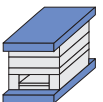


PK 11 – 696 x 896 x	h /	material
PKA 11 – 696 x 896 x	h /	
	46	1730
	76	2312
		2085

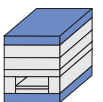
**PK 02
PKA 02**



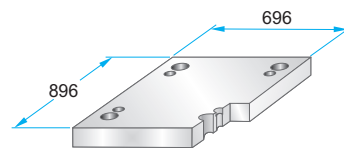
**PK 12
PKA 12**



**PK 21
PKA 21**

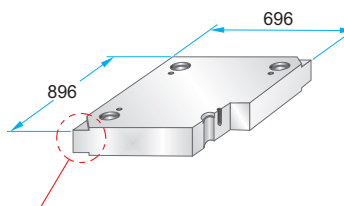
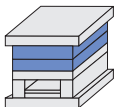


**PK 22
PKA 22**



PK 22 – 696 x 896 x	h /	material
PKA 22 – 696 x 896 x	h /	
	46	1730
	56	2312
		2085

**PK 03
PKA 03**



PK 03 – 696 x 896 x	h /	material
PKA 03 – 696 x 896 x	h /	
	27	1730
	36	2083
	46	2085
	56	2162
	66	2311
	76	2312
	86	2738
	96	Toolox33
	116	Toolox44
	136	2738HH
	156	2714HH
	176	
	196	

Podcięcia do demontażu na życzenie – patrz str. 2.10
Corner undercuts upon request – see page 2.10

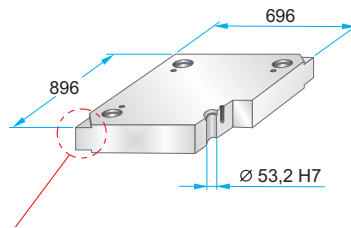
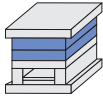
Materiały informacyjne – patrz str. 1.3
Material information – see page 1.3

Korpus formy

Mold base

696x896

PK 31



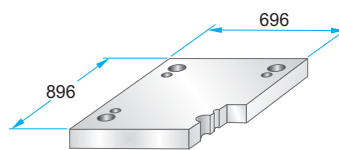
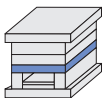
Podcięcia do demontażu na życzenie – patrz str. 2.10
Corner undercuts upon request – see page 2.10

Materiały informacyjne – patrz str. 1.3
Material information – see page 1.3

PK 31 – 696 x 896 x h / material

h	material
46	1730
56	2083
66	2085
76	2162
86	2311
96	2312
116	2343
136	2738
156	2767
176	Toolox33
196	Toolox44
	2738HH
	2714HH

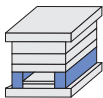
**PK 04
PKA 04**



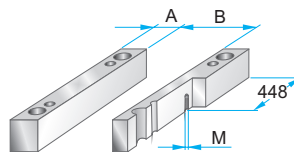
**PK 04 – 696 x 896 x h / material
PKA 04 – 696 x 896 x h / material**

h	material
46	1730
56	2312
76	2085

**PK 05
PKA 05**



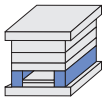
	A	B	M
PK 05	84	528	–
PKA 05	76	544	M12



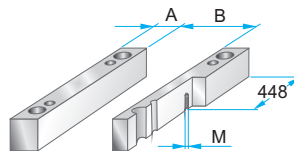
**PK 05 – 696 x 896 x h / material
PKA 05 – 696 x 896 x h / material**

h	material
86	1730
96	2085
116	
136	
156	
176	

**PK 55
PKA 55**



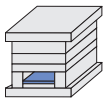
	A	B	M
PK 55	114	468	–
PKA 55	106	484	M12



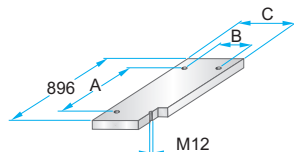
**PK 55 – 696 x 896 x h / material
PKA 55 – 696 x 896 x h / material**

h	material
86	1730
96	2085
116	
136	
156	
176	

**PK 06
PKA 06**



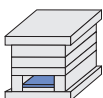
	A	B	C
PK 06	810	488	524
PKA 06	740	500	538



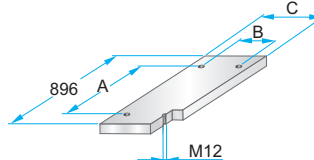
**PK 06 – 696 x 896 x h / material
PKA 06 – 696 x 896 x h / material**

h	material
27	1730
	2085

**PK 65
PKA 65**



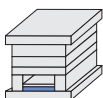
	A	B	C
PK 65	810	428	464
PKA 65	740	430	468



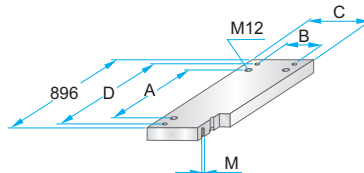
**PK 65 – 696 x 896 x h / material
PKA 65 – 696 x 896 x h / material**

h	material
27	1730
	2085

**PK 07
PKA 07**



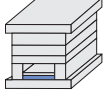
	A	B	C	D	M
PK 07	810	488	524	–	–
PKA 07	740	500	538	858	M5



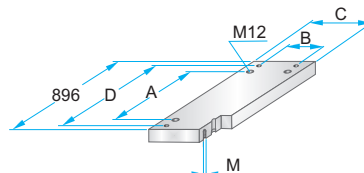
**PK 07 – 696 x 896 x h / material
PKA 07 – 696 x 896 x h / material**

h	material
36	1730
	2312
	2085

**PK 75
PKA 75**



	A	B	C	D	M
PK 75	810	428	464	–	–
PKA 75	740	430	468	858	M5



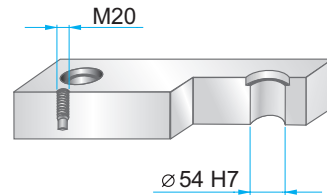
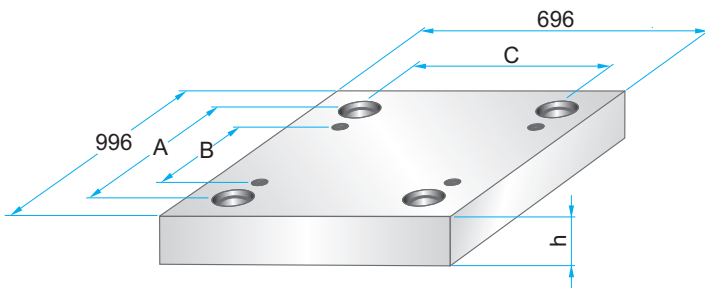
**PK 75 – 696 x 896 x h / material
PKA 75 – 696 x 896 x h / material**

h	material
36	1730
	2312
	2085

Korpus formy

Mold base

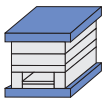
696x996



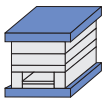
Wymiary i tolerancje – patrz str. 2.9
Dimensions and tolerances – see page 2.9

	A	B	C
PK	892	774	592
PKA	908	790	608

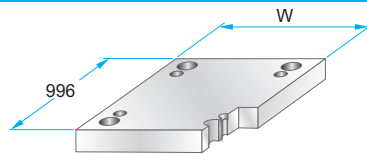
**PK 01
PKA 01**



**PK 11
PKA 11**



	W
PK 11	796
PKA 11	746



PK 11 – 696 x 996 x	h /	material
PKA 11 – 696 x 996 x	h /	
	46	1730
	76	2312
		2085

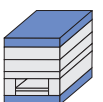
**PK 02
PKA 02**



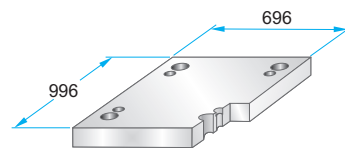
**PK 12
PKA 12**



**PK 21
PKA 21**

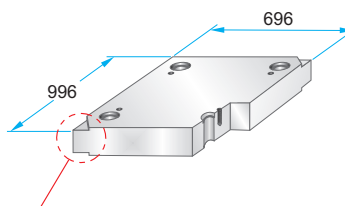
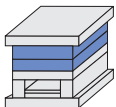


**PK 22
PKA 22**



PK 22 – 696 x 996 x	h /	material
PKA 22 – 696 x 996 x	h /	
	46	1730
	56	2312
		2085

**PK 03
PKA 03**



PK 03 – 696 x 996 x	h /	material
PKA 03 – 696 x 996 x	h /	
	27	1730
	36	2083
	46	2085
	56	2162
	66	2311
	76	2312
	86	2738
	96	Toolox33
	116	Toolox44
	136	2738HH
	156	2714HH
	176	
	196	

Podcięcia do demontażu na życzenie – patrz str. 2.10
Corner undercuts upon request – see page 2.10

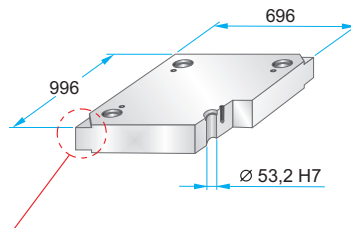
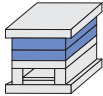
Materiały informacyjne – patrz str. 1.3
Material information – see page 1.3

Korpus formy

Mold base

696x996

PK 31



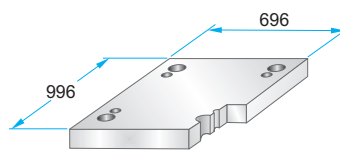
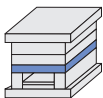
Podcięcia do demontażu na życzenie – patrz str. 2.10
Corner undercuts upon request – see page 2.10

Materiały informacyjne – patrz str. 1.3
Material information – see page 1.3

PK 31 – 696 x 996 x h / material

h	material
46	1730
56	2083
66	2085
76	2162
86	2311
96	2312
116	2343
136	2738
156	2767
176	Toolox33
196	Toolox44
	2738HH
	2714HH

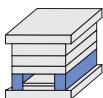
**PK 04
PKA 04**



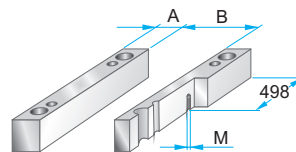
**PK 04 – 696 x 996 x h / material
PKA 04 – 696 x 996 x h / material**

h	material
46	1730
56	2312
76	2085

**PK 05
PKA 05**



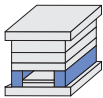
	A	B	M
PK 05	84	528	–
PKA 05	76	544	M12



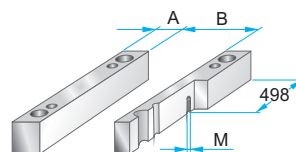
**PK 05 – 696 x 996 x h / material
PKA 05 – 696 x 996 x h / material**

h	material
86	1730
96	2085
116	
136	
156	
176	

**PK 55
PKA 55**



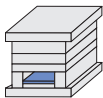
	A	B	M
PK 55	114	468	–
PKA 55	106	484	M12



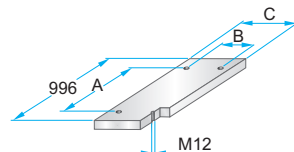
**PK 55 – 696 x 996 x h / material
PKA 55 – 696 x 996 x h / material**

h	material
86	1730
96	2085
116	
136	
156	
176	

**PK 06
PKA 06**



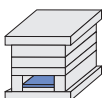
	A	B	C
PK 06	910	488	524
PKA 06	840	500	538



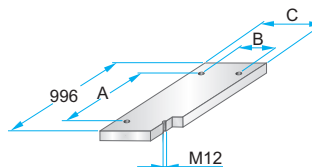
**PK 06 – 696 x 996 x h / material
PKA 06 – 696 x 996 x h / material**

h	material
27	1730
	2085

**PK 65
PKA 65**



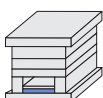
	A	B	C
PK 65	910	428	464
PKA 65	840	430	468



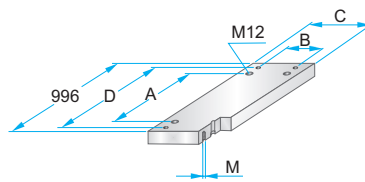
**PK 65 – 696 x 996 x h / material
PKA 65 – 696 x 996 x h / material**

h	material
27	1730
	2085

**PK 07
PKA 07**



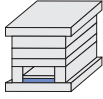
	A	B	C	D	M
PK 07	910	488	524	–	–
PKA 07	840	500	538	958	M5



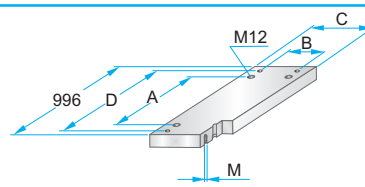
**PK 07 – 696 x 996 x h / material
PKA 07 – 696 x 996 x h / material**

h	material
36	1730
	2312
	2085

**PK 75
PKA 75**



	A	B	C	D	M
PK 75	910	428	464	–	–
PKA 75	840	430	468	958	M5



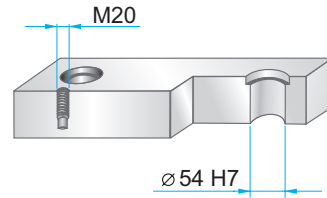
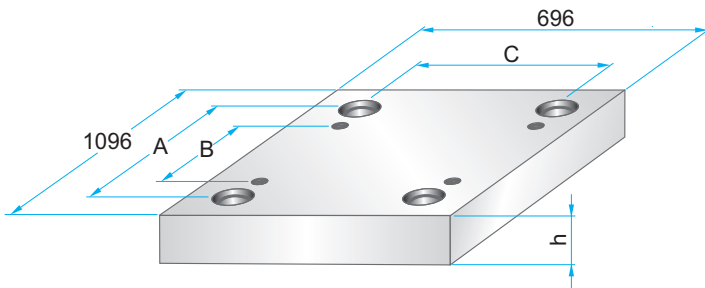
**PK 75 – 696 x 996 x h / material
PKA 75 – 696 x 996 x h / material**

h	material
36	1730
	2312
	2085

Korpus formy

Mold base

696x1096



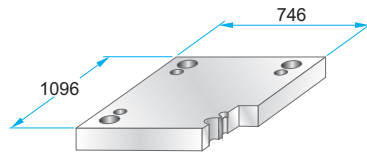
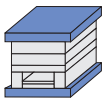
Wymiary i tolerancje – patrz str. 2.9
Dimensions and tolerances – see page 2.9

	A	B	C
PKA	1008	890	608

PKA 01



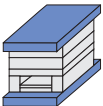
PKA 11



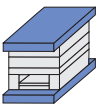
PKA 11 – 696 x 1096 x h / material

46	1730
	2312
	2085

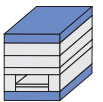
PKA 02



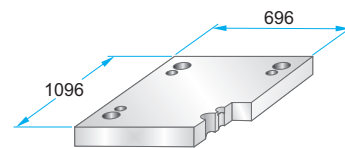
PKA 12



PKA 21



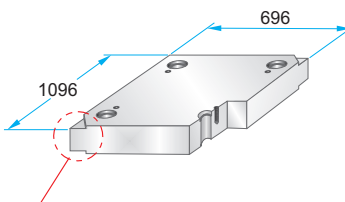
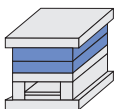
PKA 22



PKA 22 – 696 x 1096 x h / material

46	1730
	2312
	2085

PKA 03



PKA 03 – 696 x 1096 x h / material

27	1730
36	2083
46	2085
56	2162
66	2311
76	2312
86	2738
96	Toolox33
116	Toolox44
136	2738HH
156	2714HH
176	
196	

Podcięcia do demontażu na życzenie – patrz str. 2.10
Corner undercuts upon request – see page 2.10

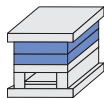
Materiały informacyjne – patrz str. 1.3
Material information – see page 1.3

Korpus formy

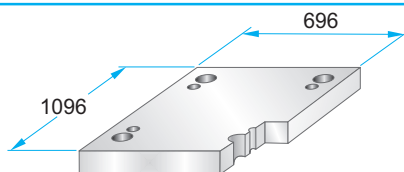
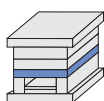
Mold base

696x1096

PKA 31



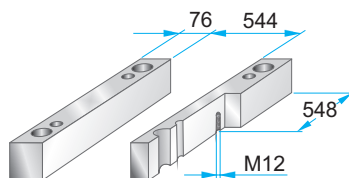
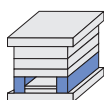
PKA 04



PKA 04 – 696 x 1096 x h / material

56	1730
76	2312
	2085

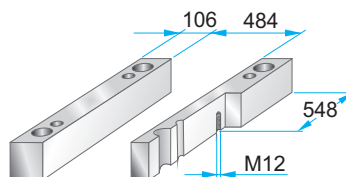
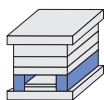
PKA 05



PKA 05 – 696 x 1096 x h / material

86	1730
96	2085
116	
126	
136	
156	
176	

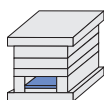
PKA 55



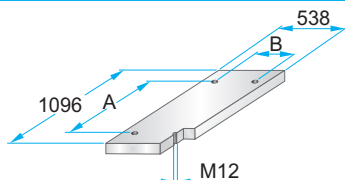
PKA 55 – 696 x 1096 x h / material

86	1730
96	2085
116	
136	
156	
176	

PKA 06



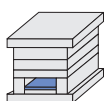
	A	B
PKA 06	940	500



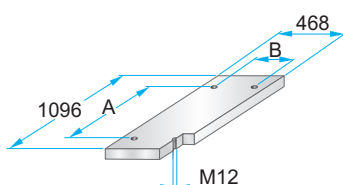
PKA 06 – 696 x 1096 x h / material

27	1730
	2085

PKA 65



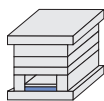
	A	B
PKA 65	940	430



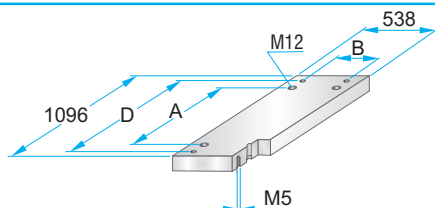
PKA 65 – 696 x 1096 x h / material

27	1730
	2085

PKA 07



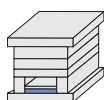
	A	B	D
PKA 07	940	500	1058



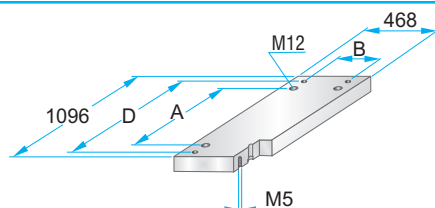
PKA 07 – 696 x 1096 x h / material

36	1730
	2312
	2085

PKA 75



	A	B	D
PKA 75	940	430	1058



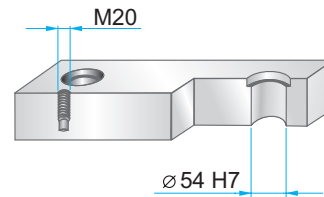
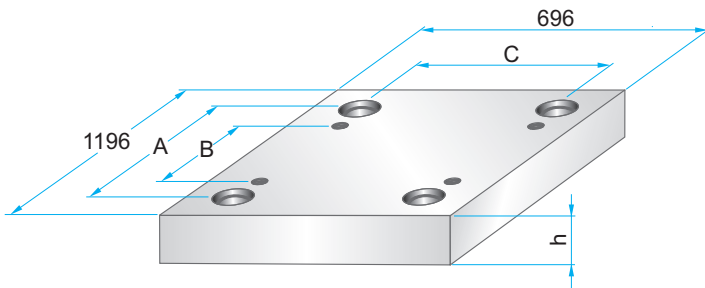
PKA 75 – 696 x 1096 x h / material

36	1730
	2312
	2085

Korpus formy

Mold base

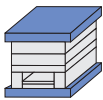
696x1196



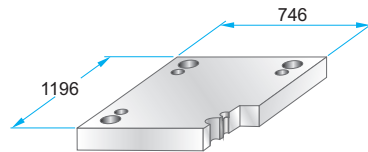
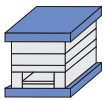
Wymiary i tolerancje – patrz str. 2.9
Dimensions and tolerances – see page 2.9

	A	B	C
PKA	1108	990	608

PKA 01



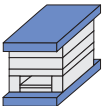
PKA 11



PKA 11 – 696 x 1196 x h / material

46	1730
	2312
	2085

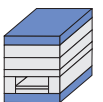
PKA 02



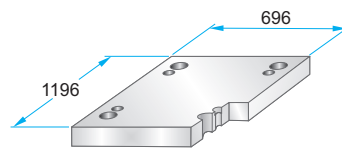
PKA 12



PKA 21



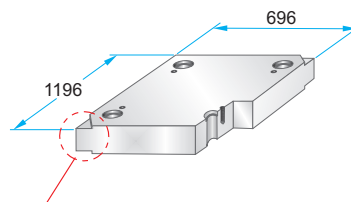
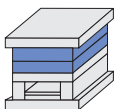
PKA 22



PKA 22 – 696 x 1196 x h / material

46	1730
	2312
	2085

PKA 03



PKA 03 – 696 x 1196 x h / material

27	1730
36	2083
46	2085
56	2162
66	2311
76	2312
86	2738
96	Toolox33
116	Toolox44
136	2738HH
156	2714HH
176	
196	

Podcięcia do demontażu na życzenie – patrz str. 2.10
Corner undercuts upon request – see page 2.10

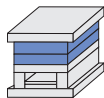
Materiały informacyjne – patrz str. 1.3
Material information – see page 1.3

Korpus formy

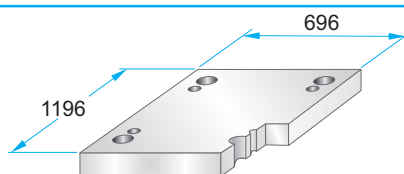
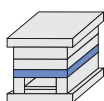
Mold base

696x1196

PKA 31



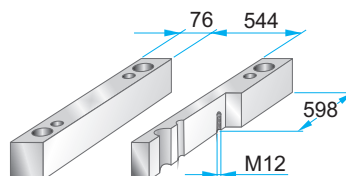
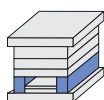
PKA 04



PKA 04 – 696 x 1196 x h / material

56	1730
76	2312
	2085

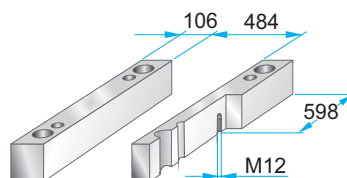
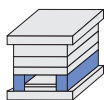
PKA 05



PKA 05 – 696 x 1196 x h / material

86	1730
96	2085
116	
126	
136	
156	
176	

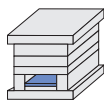
PKA 55



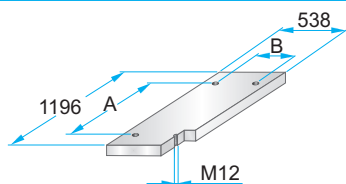
PKA 55 – 696 x 1196 x h / material

86	1730
96	2085
116	
136	
156	
176	

PKA 06



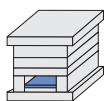
	A	B
PKA 06	1040	500



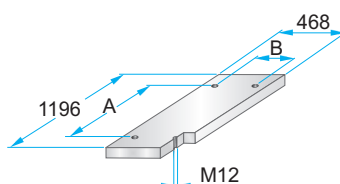
PKA 06 – 696 x 1196 x h / material

27	1730
	2085

PKA 65



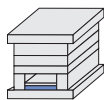
	A	B
PKA 65	1040	430



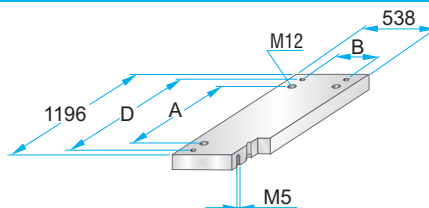
PKA 65 – 696 x 1196 x h / material

27	1730
	2085

PKA 07



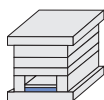
	A	B	D
PKA 07	1040	500	1158



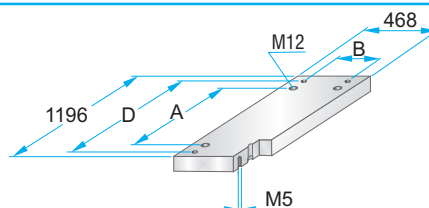
PKA 07 – 696 x 1196 x h / material

36	1730
	2312
	2085

PKA 75



	A	B	D
PKA 75	1040	430	1158



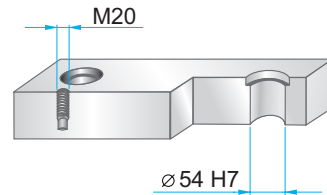
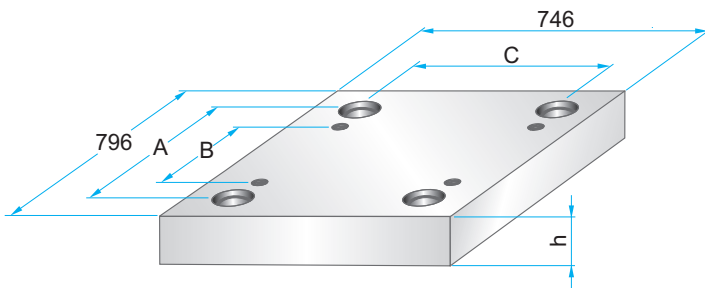
PKA 75 – 696 x 1196 x h / material

36	1730
	2312
	2085

Korpus formy

Mold base

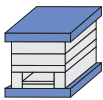
746x796



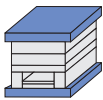
Wymiary i tolerancje – patrz str. 2.9
Dimensions and tolerances – see page 2.9

	A	B	C
PK	692	574	642
PKA	708	590	658

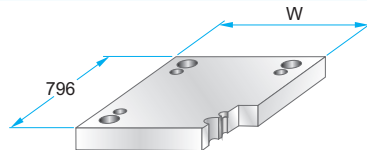
**PK 01
PKA 01**



**PK 11
PKA 11**



	W
PK 11	846
PKA 11	796

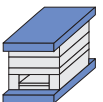


PK 11 – 746 x 796 x	h /	material
PKA 11 – 746 x 796 x	h /	
	46	1730
	76	2312
		2085

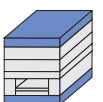
**PK 02
PKA 02**



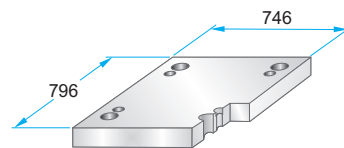
**PK 12
PKA 12**



**PK 21
PKA 21**

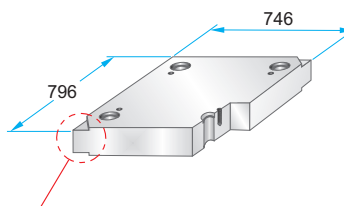
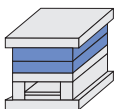


**PK 22
PKA 22**



PK 22 – 746 x 796 x	h /	material
PKA 22 – 746 x 796 x	h /	
	46	1730
	56	2312
		2085

**PK 03
PKA 03**



PK 03 – 746 x 796 x	h /	material
PKA 03 – 746 x 796 x	h /	
	27	1730
	36	2083
	46	2085
	56	2162
	66	2311
	76	2312
	86	2738
	96	Toolox33
	116	Toolox44
	136	2738HH
	156	2714HH
	176	
	196	

Podcięcia do demontażu na życzenie – patrz str. 2.10
Corner undercuts upon request – see page 2.10

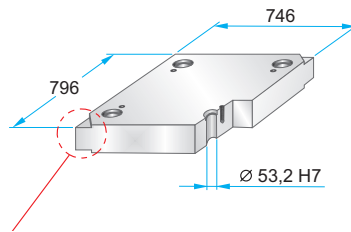
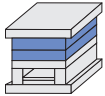
Materiały informacyjne – patrz str. 1.3
Material information – see page 1.3

Korpus formy

Mold base

746x796

PK 31

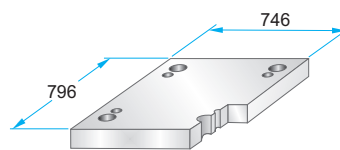
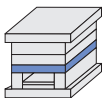


Podcięcia do demontażu na życzenie – patrz str. 2.10
Corner undercuts upon request – see page 2.10

Materiały informacyjne – patrz str. 1.3
Material information – see page 1.3

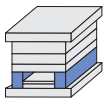
PK 31 – 746 x 796 x	h /	material
	46	1730
	56	2083
	66	2085
	76	2162
	86	2311
	96	2312
	116	2343
	136	2738
	156	2767
	176	Toolox33
	196	Toolox44
		2738HH
		2714HH

**PK 04
PKA 04**

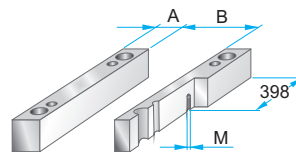


PK 04 – 746 x 796 x	h /	material
	46	1730
	56	2312
	76	2085

**PK 05
PKA 05**

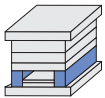


	A	B	M
PK 05	84	578	–
PKA 05	76	594	M12

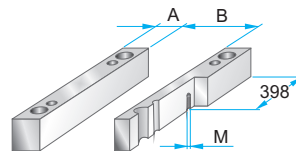


PK 05 – 746 x 796 x	h /	material
	86	1730
	96	2085
	116	
	136	
	156	
	176	

**PK 55
PKA 55**

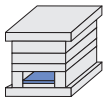


	A	B	M
PK 55	114	518	–
PKA 55	106	534	M12

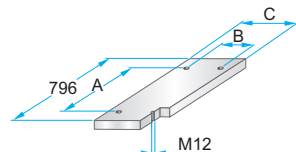


PK 55 – 746 x 796 x	h /	material
	86	1730
	96	2085
	116	
	136	
	156	
	176	

**PK 06
PKA 06**

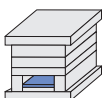


	A	B	C
PK 06	710	538	574
PKA 06	640	550	588

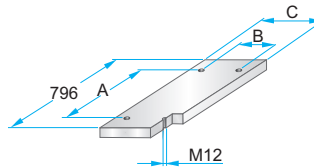


PK 06 – 746 x 796 x	h /	material
	27	1730
		2085

**PK 65
PKA 65**

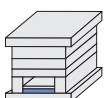


	A	B	C
PK 65	710	478	514
PKA 65	640	480	518

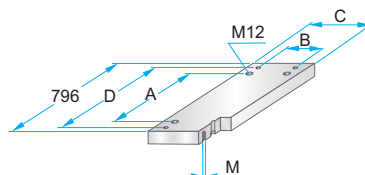


PK 65 – 746 x 796 x	h /	material
	27	1730
		2085

**PK 07
PKA 07**

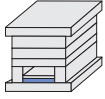


	A	B	C	D	M
PK 07	710	538	574	–	–
PKA 07	640	550	588	758	M5

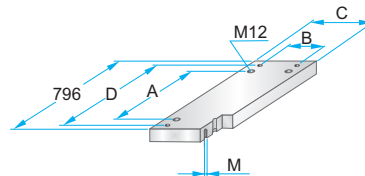


PK 07 – 746 x 796 x	h /	material
	36	1730
	46	2312
		2085

**PK 75
PKA 75**



	A	B	C	D	M
PK 75	710	478	514	–	–
PKA 75	640	480	518	758	M5

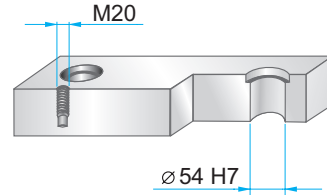
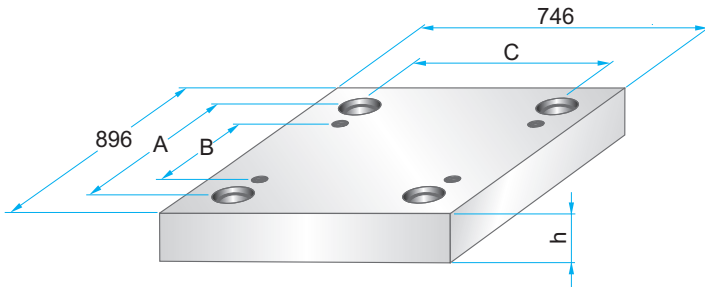


PK 75 – 746 x 796 x	h /	material
	36	1730
	46	2312
		2085

Korpus formy

Mold base

746x896



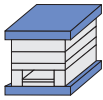
Wymiary i tolerancje – patrz str. 2.9
Dimensions and tolerances – see page 2.9

	A	B	C
PK	792	674	642
PKA	808	690	658

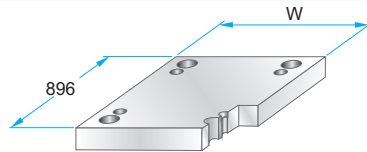
**PK 01
PKA 01**



**PK 11
PKA 11**

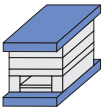


	W
PK 11	846
PKA 11	796

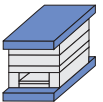


PK 11 – 746 x 896 x	h /	material
PKA 11 – 746 x 896 x	h /	
	46	1730
	76	2312
		2085

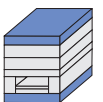
**PK 02
PKA 02**



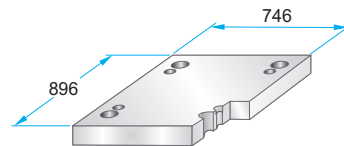
**PK 12
PKA 12**



**PK 21
PKA 21**

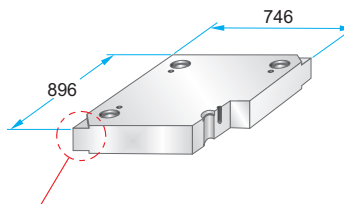
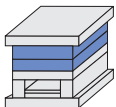


**PK 22
PKA 22**



PK 22 – 746 x 896 x	h /	material
PKA 22 – 746 x 896 x	h /	
	46	1730
	56	2312
		2085

**PK 03
PKA 03**



PK 03 – 746 x 896 x	h /	material
PKA 03 – 746 x 896 x	h /	
	27	1730
	36	2083
	46	2085
	56	2162
	66	2311
	76	2312
	86	2738
	96	Toolox33
	116	Toolox44
	136	2738HH
	156	2714HH
	176	
	196	

Podcięcia do demontażu na życzenie – patrz str. 2.10
Corner undercuts upon request – see page 2.10

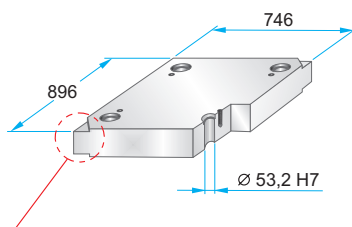
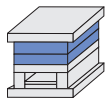
Materiały informacyjne – patrz str. 1.3
Material information – see page 1.3

Korpus formy

Mold base

746x896

PK 31

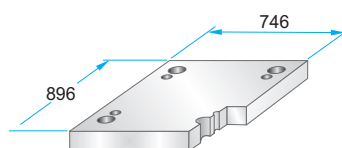
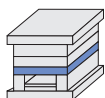


Podcięcia do demontażu na życzenie – patrz str. 2.10
Corner undercuts upon request – see page 2.10

Materiały informacyjne – patrz str. 1.3
Material information – see page 1.3

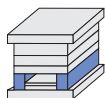
PK 31 – 746 x 896 x	h /	material
46	1730	
56	2083	
66	2085	
76	2162	
86	2311	
96	2312	
116	2343	
136	2738	
156	2767	
176	Toolox33	
196	Toolox44	
	2738HH	
	2714HH	

**PK 04
PKA 04**

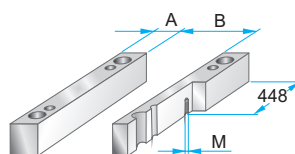


PK 04 – 746 x 896 x	h /	material
46	1730	
56	2312	
76	2085	

**PK 05
PKA 05**

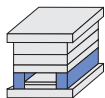


	A	B	M
PK 05	84	578	–
PKA 05	76	594	M12

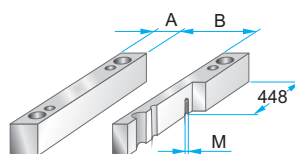


PK 05 – 746 x 896 x	h /	material
86	1730	
96	2085	
116		
136		
156		
176		

**PK 55
PKA 55**

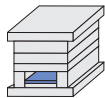


	A	B	M
PK 55	114	518	–
PKA 55	106	534	M12

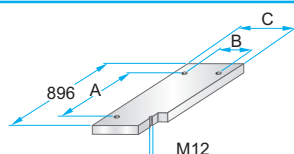


PK 55 – 746 x 896 x	h /	material
86	1730	
96	2085	
116		
136		
156		
176		

**PK 06
PKA 06**

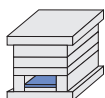


	A	B	C
PK 06	810	538	574
PKA 06	740	550	588

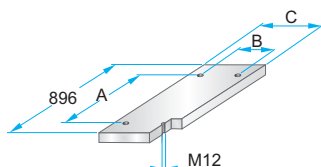


PK 06 – 746 x 896 x	h /	material
27	1730	
	2085	

**PK 65
PKA 65**

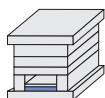


	A	B	C
PK 65	810	478	514
PKA 65	740	480	518

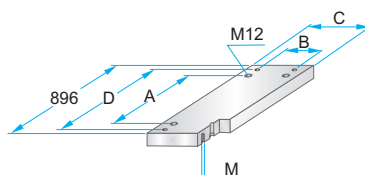


PK 65 – 746 x 896 x	h /	material
27	1730	
	2085	

**PK 07
PKA 07**

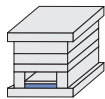


	A	B	C	D	M
PK 07	810	538	574	–	–
PKA 07	740	550	588	858	M5

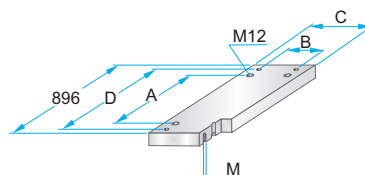


PK 07 – 746 x 896 x	h /	material
36	1730	
46	2312	
	2085	

**PK 75
PKA 75**



	A	B	C	D	M
PK 75	810	478	514	–	–
PKA 75	740	480	518	858	M5

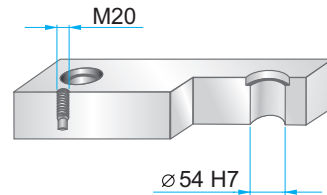
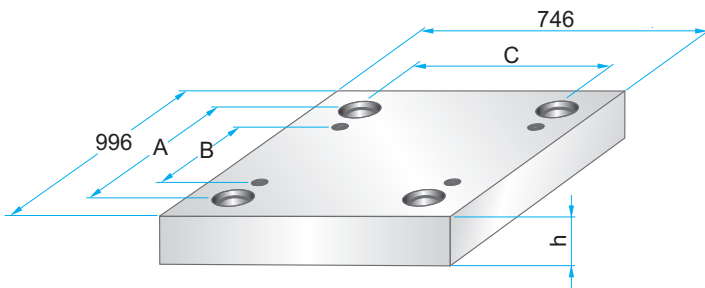


PK 75 – 746 x 896 x	h /	material
36	1730	
46	2312	
	2085	

Korpus formy

Mold base

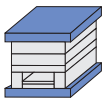
746x996



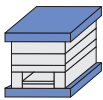
Wymiary i tolerancje – patrz str. 2.9
Dimensions and tolerances – see page 2.9

	A	B	C
PK	892	774	642
PKA	908	790	658

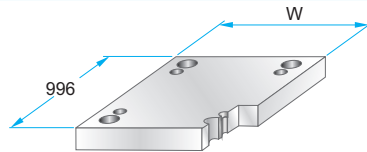
**PK 01
PKA 01**



**PK 11
PKA 11**



	W
PK 11	846
PKA 11	796

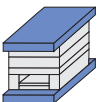


PK 11 – 746 x 996 x	h /	material
PKA 11 – 746 x 996 x	h /	
	46	1730
	76	2312
		2085

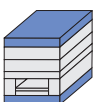
**PK 02
PKA 02**



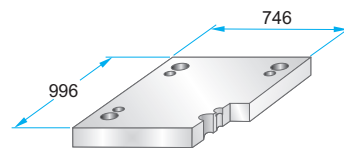
**PK 12
PKA 12**



**PK 21
PKA 21**

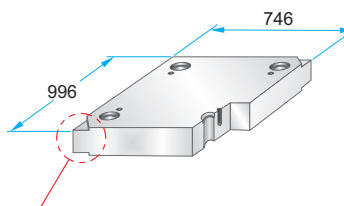
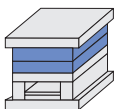


**PK 22
PKA 22**



PK 22 – 746 x 996 x	h /	material
PKA 22 – 746 x 996 x	h /	
	46	1730
	56	2312
		2085

**PK 03
PKA 03**



PK 03 – 746 x 996 x	h /	material
PKA 03 – 746 x 996 x	h /	
	27	1730
	36	2083
	46	2085
	56	2162
	66	2311
	76	2312
	86	2738
	96	Toolox33
	116	Toolox44
	136	2738HH
	156	2714HH
	176	
	196	

Podcięcia do demontażu na życzenie – patrz str. 2.10
Corner undercuts upon request – see page 2.10

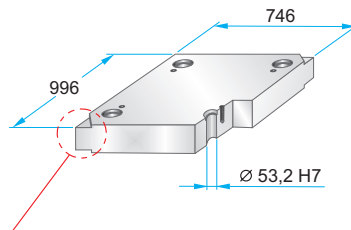
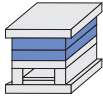
Materiały informacyjne – patrz str. 1.3
Material information – see page 1.3

Korpus formy

Mold base

746x996

PK 31

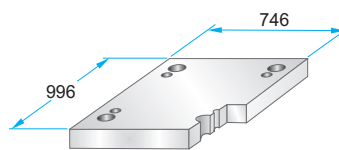
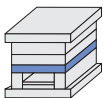


Podcięcia do demontażu na życzenie – patrz str. 2.10
Corner undercuts upon request – see page 2.10

Materiały informacyjne – patrz str. 1.3
Material information – see page 1.3

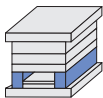
PK 31 – 746 x 996 x	h /	material
	46	1730
	56	2083
	66	2085
	76	2162
	86	2311
	96	2312
	116	2343
	136	2738
	156	2767
	176	Toolox33
	196	Toolox44
		2738HH
		2714HH

**PK 04
PKA 04**

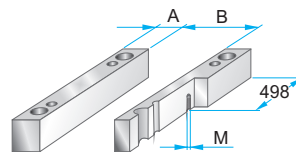


PK 04 – 746 x 996 x	h /	material
	46	1730
	56	2312
	76	2085

**PK 05
PKA 05**

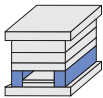


	A	B	M
PK 05	84	578	-
PKA 05	76	594	M12

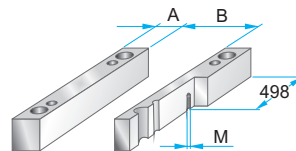


PK 05 – 746 x 996 x	h /	material
	86	1730
	96	2085
	116	
	136	
	156	
	176	

**PK 55
PKA 55**

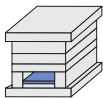


	A	B	M
PK 55	114	518	-
PKA 55	106	534	M12

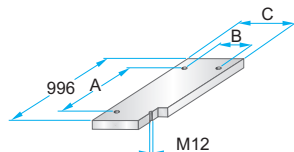


PK 55 – 746 x 996 x	h /	material
	86	1730
	96	2085
	116	
	136	
	156	
	176	

**PK 06
PKA 06**

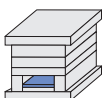


	A	B	C
PK 06	910	538	574
PKA 06	840	550	588

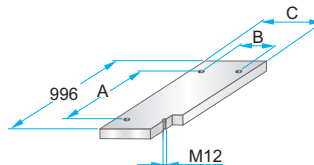


PK 06 – 746 x 996 x	h /	material
	27	1730
		2085

**PK 65
PKA 65**

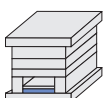


	A	B	C
PK 65	910	478	514
PKA 65	840	480	518

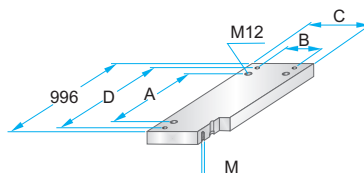


PK 65 – 746 x 996 x	h /	material
	27	1730
		2085

**PK 07
PKA 07**

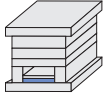


	A	B	C	D	M
PK 07	910	538	574	-	-
PKA 07	840	550	588	958	M5

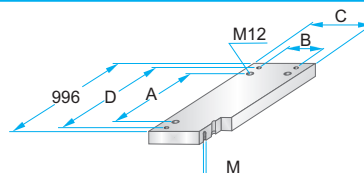


PK 07 – 746 x 996 x	h /	material
	36	1730
	46	2312
		2085

**PK 75
PKA 75**



	A	B	C	D	M
PK 75	910	478	514	-	-
PKA 75	840	480	518	958	M5

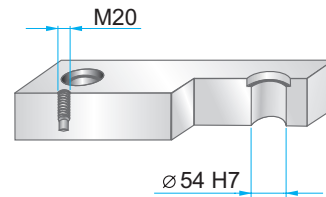
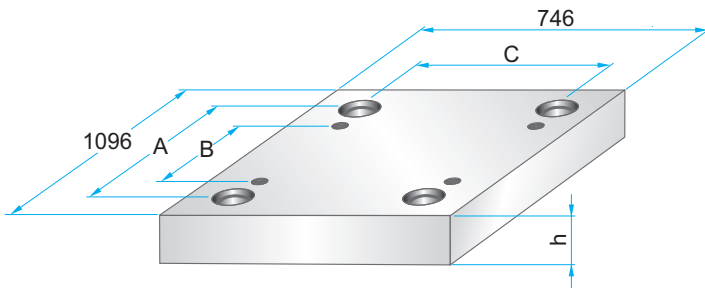


PK 75 – 746 x 996 x	h /	material
	36	1730
	46	2312
		2085

Korpus formy

Mold base

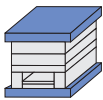
746x1096



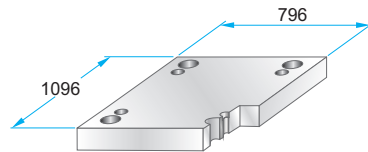
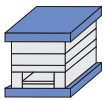
Wymiary i tolerancje – patrz str. 2.9
Dimensions and tolerances – see page 2.9

	A	B	C
PKA	1008	890	658

PKA 01



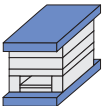
PKA 11



PKA 11 – 746 x 1096 x h / material

46	1730
	2312
	2085

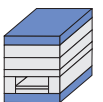
PKA 02



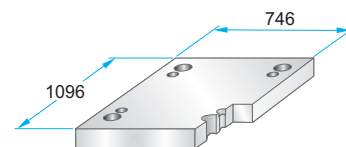
PKA 12



PKA 21



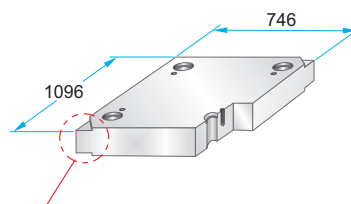
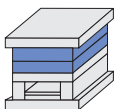
PKA 22



PKA 22 – 746 x 1096 x h / material

46	1730
	2312
	2085

PKA 03



PKA 03 – 746 x 1096 x h / material

27	1730
36	2083
46	2085
56	2162
66	2311
76	2312
86	2738
96	Toolox33
116	Toolox44
136	2738HH
156	2714HH
176	
196	

Podcięcia do demontażu na życzenie – patrz str. 2.10
Corner undercuts upon request – see page 2.10

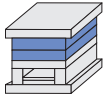
Materiały informacyjne – patrz str. 1.3
Material information – see page 1.3

Korpus formy

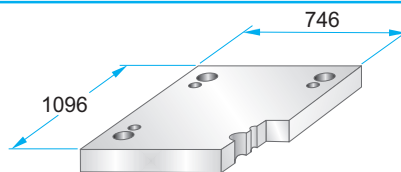
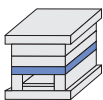
Mold base

746x1096

PKA 31



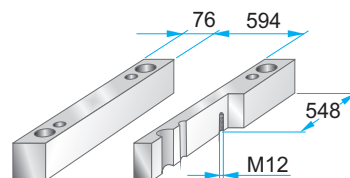
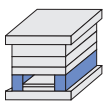
PKA 04



PKA 04 – 746 x 1096 x h / material

56	1730
76	2312
	2085

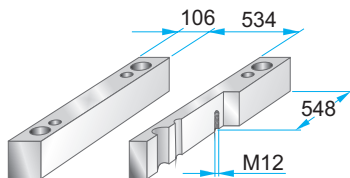
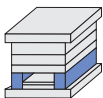
PKA 05



PKA 05 – 746 x 1096 x h / material

86	1730
96	2085
116	
126	
136	
156	
176	

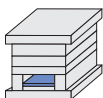
PKA 55



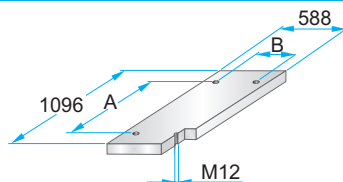
PKA 55 – 746 x 1096 x h / material

86	1730
96	2085
116	
136	
156	
176	

PKA 06



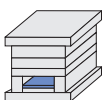
	A	B
PKA 06	940	550



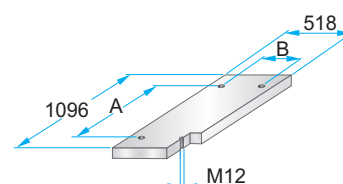
PKA 06 – 746 x 1096 x h / material

27	1730
	2085

PKA 65



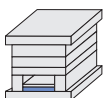
	A	B
PKA 65	940	480



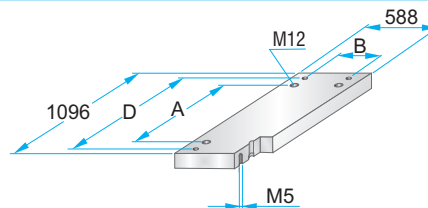
PKA 65 – 746 x 1096 x h / material

27	1730
	2085

PKA 07



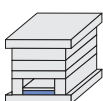
	A	B	D
PKA 07	940	550	1058



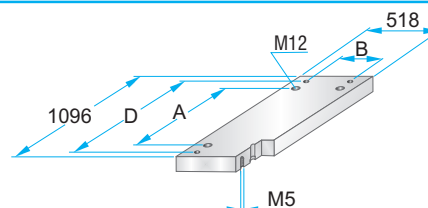
PKA 07 – 746 x 1096 x h / material

46	1730
	2312
	2085

PKA 75



	A	B	D
PKA 75	940	480	1058



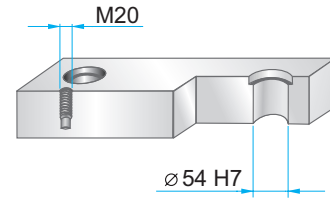
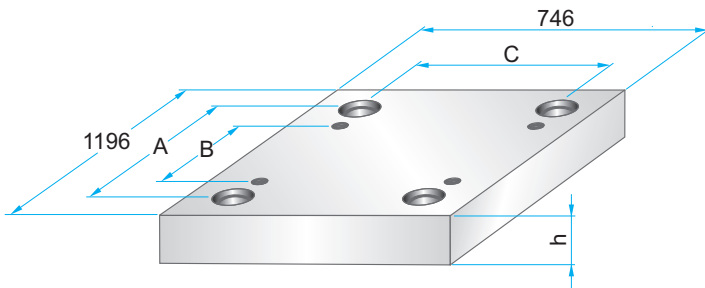
PKA 75 – 746 x 1096 x h / material

46	1730
	2312
	2085

Korpus formy

Mold base

746x1196



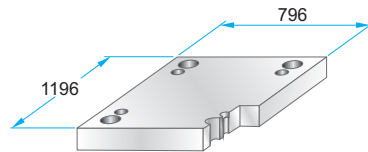
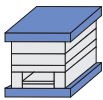
Wymiary i tolerancje – patrz str. 2.9
Dimensions and tolerances – see page 2.9

	A	B	C
PKA	1108	990	658

PKA 01



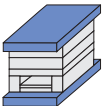
PKA 11



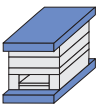
PKA 11 – 746 x 1196 x h / material

46	1730
	2312
	2085

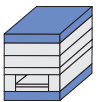
PKA 02



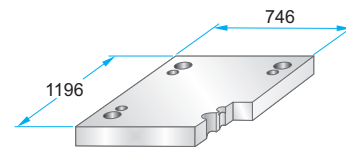
PKA 12



PKA 21



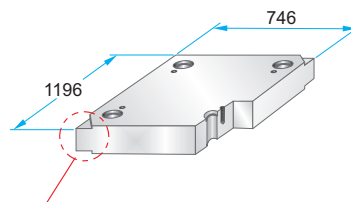
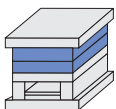
PKA 22



PKA 22 – 746 x 1196 x h / material

46	1730
	2312
	2085

PKA 03



PKA 03 – 746 x 1196 x h / material

27	1730
36	2083
46	2085
56	2162
66	2311
76	2312
86	2738
96	Toolox33
116	Toolox44
136	2738HH
156	2714HH
176	
196	

Podcięcia do demontażu na życzenie – patrz str. 2.10
Corner undercuts upon request – see page 2.10

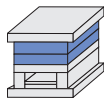
Materiały informacyjne – patrz str. 1.3
Material information – see page 1.3

Korpus formy

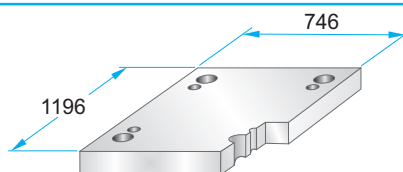
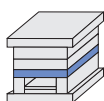
Mold base

746x1196

PKA 31



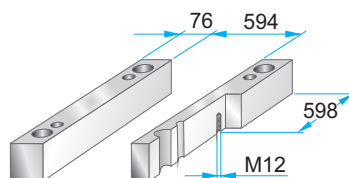
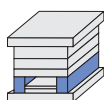
PKA 04



PKA 04 – 746 x 1196 x h / material

56	1730
76	2312
	2085

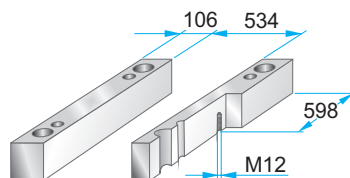
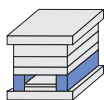
PKA 05



PKA 05 – 746 x 1196 x h / material

86	1730
96	2085
116	
126	
136	
156	
176	

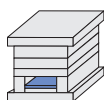
PKA 55



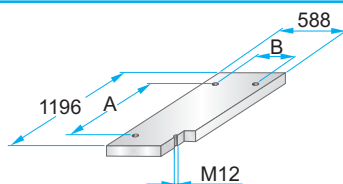
PKA 55 – 746 x 1196 x h / material

86	1730
96	2085
116	
136	
156	
176	

PKA 06



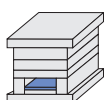
	A	B
PKA 06	1040	550



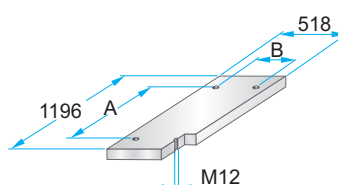
PKA 06 – 746 x 1196 x h / material

27	1730
	2085

PKA 65



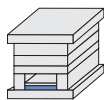
	A	B
PKA 65	1040	480



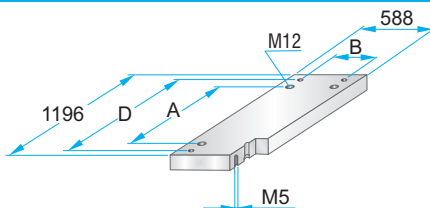
PKA 65 – 746 x 1196 x h / material

27	1730
	2085

PKA 07



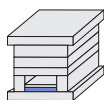
	A	B	C
PKA 07	1040	550	1158



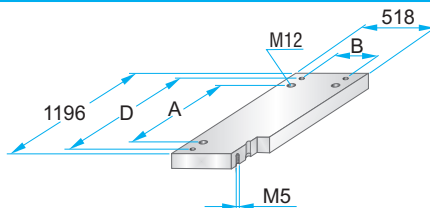
PKA 07 – 746 x 1196 x h / material

46	1730
	2312
	2085

PKA 75



	A	B	C
PKA 75	1040	480	1158



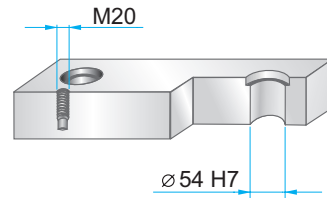
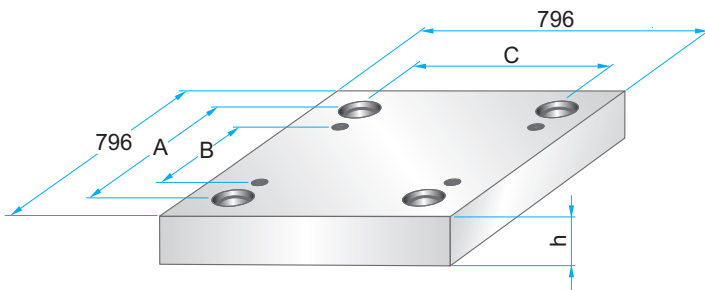
PKA 75 – 746 x 1196 x h / material

46	1730
	2312
	2085

Korpus formy

Mold base

796x796



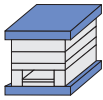
Wymiary i tolerancje – patrz str. 2.9
Dimensions and tolerances – see page 2.9

	A	B	C
PK	692	574	692
PKA	708	590	708

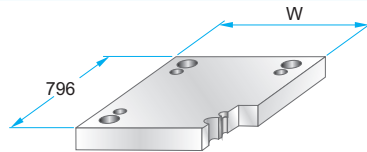
**PK 01
PKA 01**



**PK 11
PKA 11**

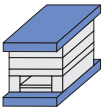


	W
PK 11	896
PKA 11	846

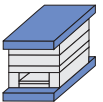


PK 11 – 796 x 796 x	h /	material
PKA 11 – 796 x 796 x	h /	
	46	1730
	76	2312
		2085

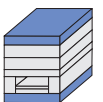
**PK 02
PKA 02**



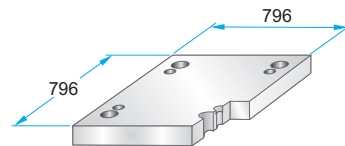
**PK 12
PKA 12**



**PK 21
PKA 21**

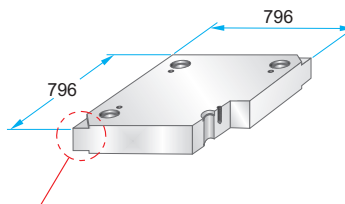
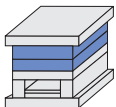


**PK 22
PKA 22**



PK 22 – 796 x 796 x	h /	material
PKA 22 – 796 x 796 x	h /	
	46	1730
	56	2312
		2085

**PK 03
PKA 03**



PK 03 – 796 x 796 x	h /	material
PKA 03 – 796 x 796 x	h /	
	27	1730
	36	2083
	46	2085
	56	2162
	66	2311
	76	2312
	86	2738
	96	Toolox33
	116	Toolox44
	136	2738HH
	156	2714HH
	176	
	196	

Podcięcia do demontażu na życzenie – patrz str. 2.10
Corner undercuts upon request – see page 2.10

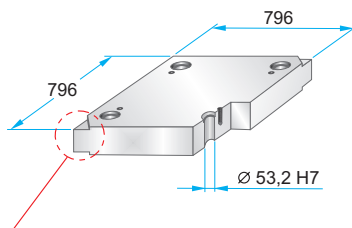
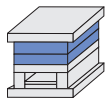
Materiały informacyjne – patrz str. 1.3
Material information – see page 1.3

Korpus formy

Mold base

796x796

PK 31



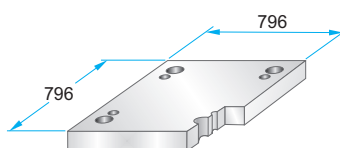
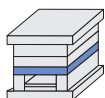
Podcięcia do demontażu na życzenie – patrz str. 2.10
Corner undercuts upon request – see page 2.10

Materiały informacyjne – patrz str. 1.3
Material information – see page 1.3

PK 31 – 796 x 796 x h / material

46	1730
56	2083
66	2085
76	2162
86	2311
96	2312
116	2343
136	2738
156	2767
176	Toolox33
196	Toolox44
	2738HH
	2714HH

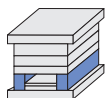
**PK 04
PKA 04**



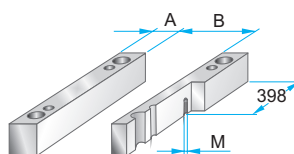
**PK 04 – 796 x 796 x h / material
PKA 04 – 796 x 796 x h / material**

46	1730
56	2312
76	2085

**PK 05
PKA 05**



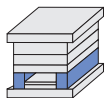
	A	B	M
PK 05	84	628	-
PKA 05	76	644	M12



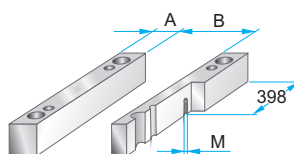
**PK 05 – 796 x 796 x h / material
PKA 05 – 796 x 796 x h / material**

86	1730
96	2085
116	
136	
156	
176	

**PK 55
PKA 55**



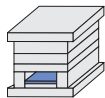
	A	B	M
PK 55	114	568	-
PKA 55	106	584	M12



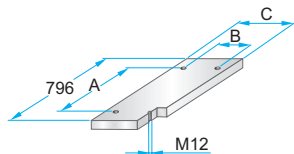
**PK 55 – 796 x 796 x h / material
PKA 55 – 796 x 796 x h / material**

86	1730
96	2085
116	
136	
156	
176	

**PK 06
PKA 06**



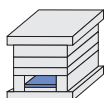
	A	B	C
PK 06	710	588	624
PKA 06	640	600	638



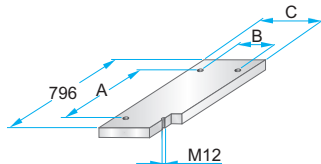
**PK 06 – 796 x 796 x h / material
PKA 06 – 796 x 796 x h / material**

27	1730
	2085

**PK 65
PKA 65**



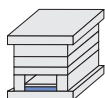
	A	B	C
PK 65	710	528	564
PKA 65	640	530	568



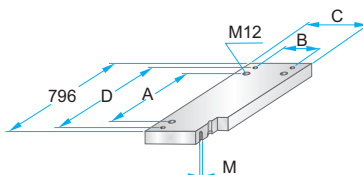
**PK 65 – 796 x 796 x h / material
PKA 65 – 796 x 796 x h / material**

27	1730
	2085

**PK 07
PKA 07**



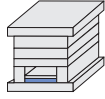
	A	B	C	D	M
PK 07	710	588	624	-	-
PKA 07	640	600	638	758	M5



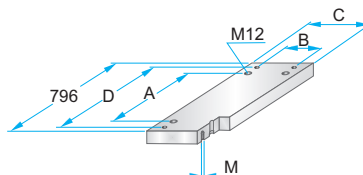
**PK 07 – 796 x 796 x h / material
PKA 07 – 796 x 796 x h / material**

46	1730
	2312
	2085

**PK 75
PKA 75**



	A	B	C	D	M
PK 75	710	528	564	-	-
PKA 75	640	530	568	758	M5



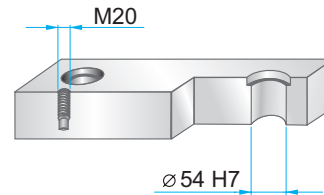
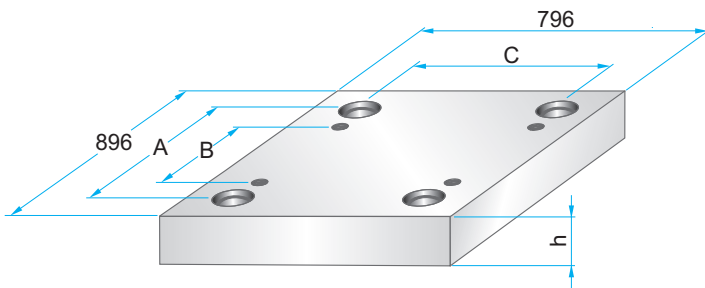
**PK 75 – 796 x 796 x h / material
PKA 75 – 796 x 796 x h / material**

46	1730
	2312
	2085

Korpus formy

Mold base

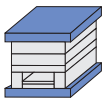
796x896



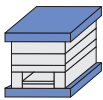
Wymiary i tolerancje – patrz str. 2.9
Dimensions and tolerances – see page 2.9

	A	B	C
PK	792	674	692
PKA	808	690	708

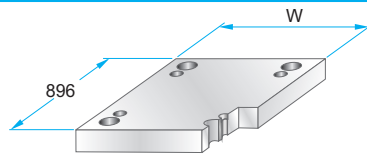
**PK 01
PKA 01**



**PK 11
PKA 11**



	W
PK 11	896
PKA 11	846

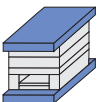


PK 11 – 796 x 896 x	h /	material
PKA 11 – 796 x 896 x	h /	
	46	1730
	76	2312
		2085

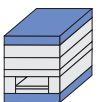
**PK 02
PKA 02**



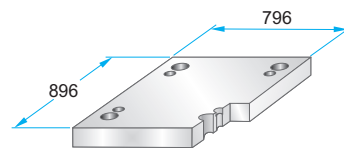
**PK 12
PKA 12**



**PK 21
PKA 21**

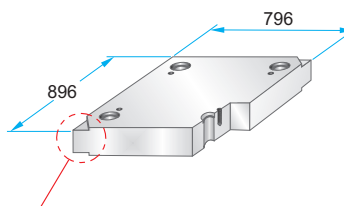
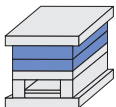


**PK 22
PKA 22**



PK 22 – 796 x 896 x	h /	material
PKA 22 – 796 x 896 x	h /	
	46	1730
	56	2312
		2085

**PK 03
PKA 03**



PK 03 – 796 x 896 x	h /	material
PKA 03 – 796 x 896 x	h /	
	27	1730
	36	2083
	46	2085
	56	2162
	66	2311
	76	2312
	86	2738
	96	Toolox33
	116	Toolox44
	136	2738HH
	156	2714HH
	176	
	196	

Podcięcia do demontażu na życzenie – patrz str. 2.10
Corner undercuts upon request – see page 2.10

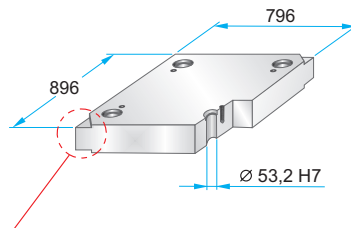
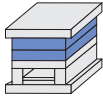
Materiały informacyjne – patrz str. 1.3
Material information – see page 1.3

Korpus formy

Mold base

796x896

PK 31

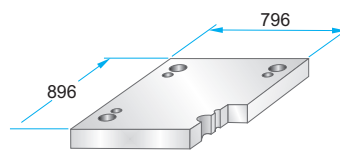
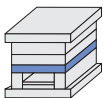


Podcięcia do demontażu na życzenie – patrz str. 2.10
Corner undercuts upon request – see page 2.10

Materiały informacyjne – patrz str. 1.3
Material information – see page 1.3

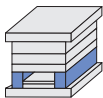
PK 31 – 796 x 896 x	h /	material
	46	1730
	56	2083
	66	2085
	76	2162
	86	2311
	96	2312
	116	2343
	136	2738
	156	2767
	176	Toolox33
	196	Toolox44
		2738HH
		2714HH

**PK 04
PKA 04**

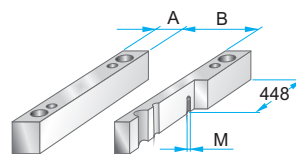


PK 04 – 796 x 896 x	h /	material
	46	1730
	56	2312
	76	2085

**PK 05
PKA 05**

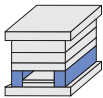


	A	B	M
PK 05	84	628	–
PKA 05	76	644	M12

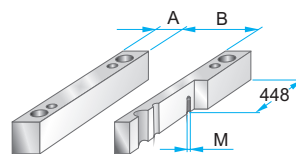


PK 05 – 796 x 896 x	h /	material
	86	1730
	96	2085
	116	
	136	
	156	
	176	

**PK 55
PKA 55**

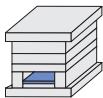


	A	B	M
PK 55	114	568	–
PKA 55	106	584	M12

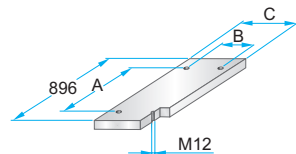


PK 55 – 796 x 896 x	h /	material
	86	1730
	96	2085
	116	
	136	
	156	
	176	

**PK 06
PKA 06**

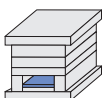


	A	B	C
PK 06	810	588	624
PKA 06	740	600	638

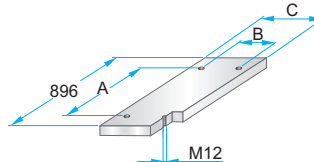


PK 06 – 796 x 896 x	h /	material
	27	1730
		2085

**PK 65
PKA 65**

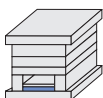


	A	B	C
PK 65	810	528	564
PKA 65	740	530	568

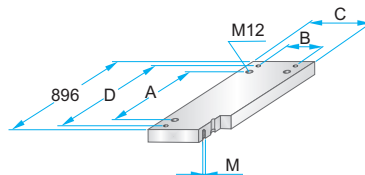


PK 65 – 796 x 896 x	h /	material
	27	1730
		2085

**PK 07
PKA 07**

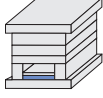


	A	B	C	D	M
PK 07	810	588	624	–	–
PKA 07	740	600	638	858	M5

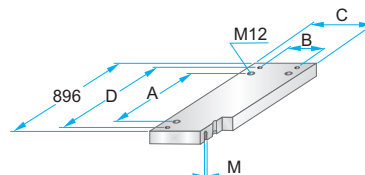


PK 07 – 796 x 896 x	h /	material
	46	1730
		2312
		2085

**PK 75
PKA 75**



	A	B	C	D	M
PK 75	810	528	564	–	–
PKA 75	740	530	568	858	M5

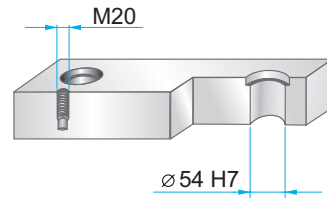
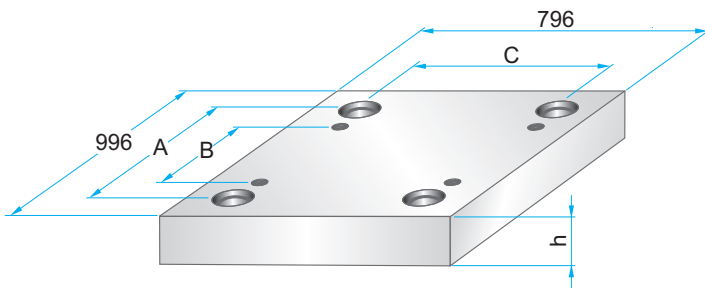


PK 75 – 796 x 896 x	h /	material
	46	1730
		2312
		2085

Korpus formy

Mold base

796x996



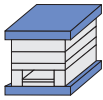
Wymiary i tolerancje – patrz str. 2.9
Dimensions and tolerances – see page 2.9

	A	B	C
PK	892	774	692
PKA	908	790	708

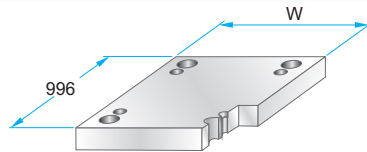
**PK 01
PKA 01**



**PK 11
PKA 11**



	W
PK 11	896
PKA 11	846



PK 11 – 796 x 996 x	h /	material
PKA 11 – 796 x 996 x	h /	
	46	1730
	76	2312
		2085

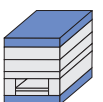
**PK 02
PKA 02**



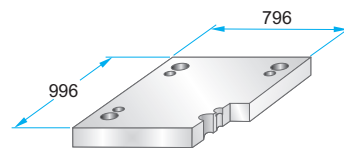
**PK 12
PKA 12**



**PK 21
PKA 21**

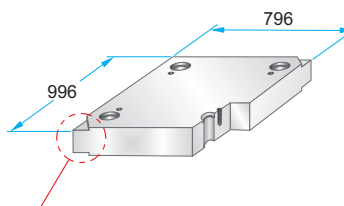
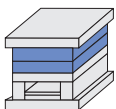


**PK 22
PKA 22**



PK 22 – 796 x 996 x	h /	material
PKA 22 – 796 x 996 x	h /	
	46	1730
	56	2312
		2085

**PK 03
PKA 03**



PK 03 – 796 x 996 x	h /	material
PKA 03 – 796 x 996 x	h /	
	27	1730
	36	2083
	46	2085
	56	2162
	66	2311
	76	2312
	86	2738
	96	Toolox33
	116	Toolox44
	136	2738HH
	156	2714HH
	176	
	196	

Podcięcia do demontażu na życzenie – patrz str. 2.10
Corner undercuts upon request – see page 2.10

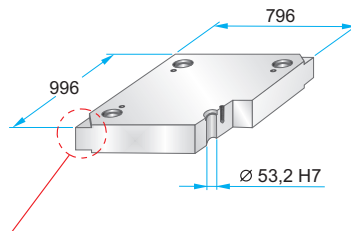
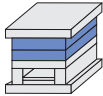
Materiały informacyjne – patrz str. 1.3
Material information – see page 1.3

Korpus formy

Mold base

796x996

PK 31



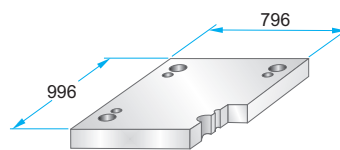
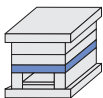
Podcięcia do demontażu na życzenie – patrz str. 2.10
Corner undercuts upon request – see page 2.10

Materiały informacyjne – patrz str. 1.3
Material information – see page 1.3

PK 31 – 796 x 996 x h / material

46	1730
56	2083
66	2085
76	2162
86	2311
96	2312
116	2343
136	2738
156	2767
176	Toolox33
196	Toolox44
	2738HH
	2714HH

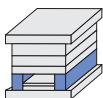
**PK 04
PKA 04**



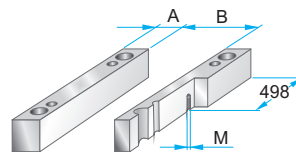
**PK 04 – 796 x 996 x h / material
PKA 04 – 796 x 996 x h / material**

46	1730
56	2312
76	2085

**PK 05
PKA 05**



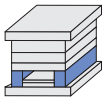
	A	B	M
PK 05	84	628	–
PKA 05	76	644	M12



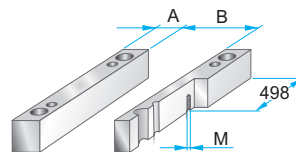
**PK 05 – 796 x 996 x h / material
PKA 05 – 796 x 996 x h / material**

86	1730
96	2085
116	
136	
156	
176	

**PK 55
PKA 55**



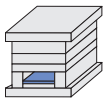
	A	B	M
PK 55	114	568	–
PKA 55	106	584	M12



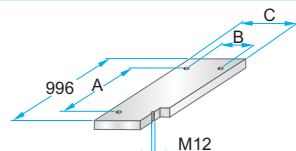
**PK 55 – 796 x 996 x h / material
PKA 55 – 796 x 996 x h / material**

86	1730
96	2085
116	
136	
156	
176	

**PK 06
PKA 06**



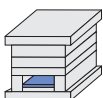
	A	B	C
PK 06	910	588	624
PKA 06	840	600	638



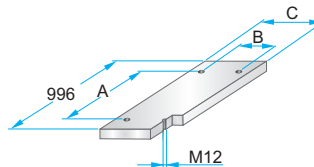
**PK 06 – 796 x 996 x h / material
PKA 06 – 796 x 996 x h / material**

27	1730
	2085

**PK 65
PKA 65**



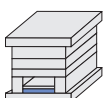
	A	B	C
PK 65	910	528	564
PKA 65	840	530	568



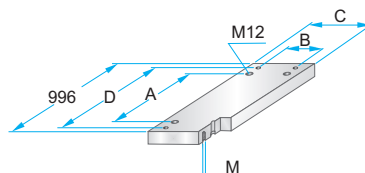
**PK 65 – 796 x 996 x h / material
PKA 65 – 796 x 996 x h / material**

27	1730
	2085

**PK 07
PKA 07**



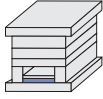
	A	B	C	D	M
PK 07	910	588	624	–	–
PKA 07	840	600	638	958	M5



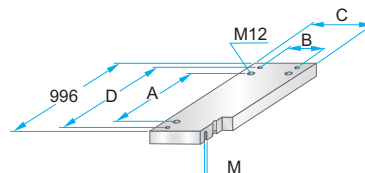
**PK 07 – 796 x 996 x h / material
PKA 07 – 796 x 996 x h / material**

46	1730
	2312
	2085

**PK 75
PKA 75**



	A	B	C	D	M
PK 75	910	528	564	–	–
PKA 75	840	530	568	958	M5



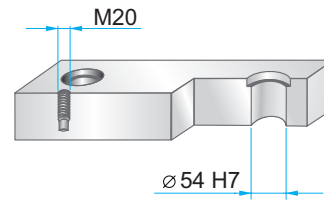
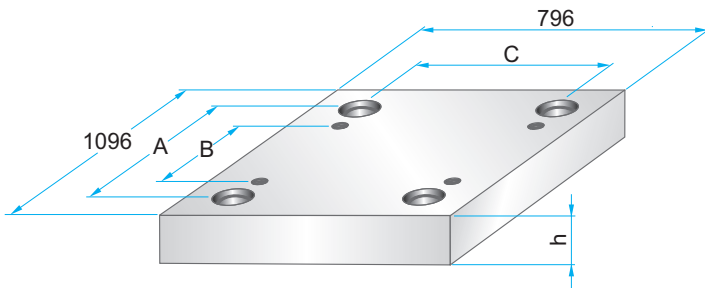
**PK 75 – 796 x 996 x h / material
PKA 75 – 796 x 996 x h / material**

46	1730
	2312
	2085

Korpus formy

Mold base

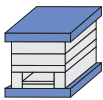
796x1096



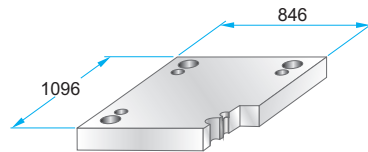
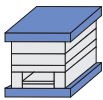
Wymiary i tolerancje – patrz str. 2.9
Dimensions and tolerances – see page 2.9

	A	B	C
PKA	1008	890	708

PKA 01



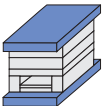
PKA 11



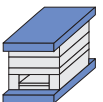
PKA 11 – 796 x 1096 x h / material

46	1730
	2312
	2085

PKA 02



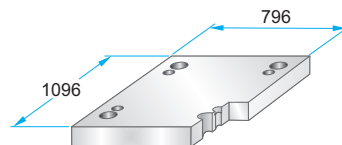
PKA 12



PKA 21



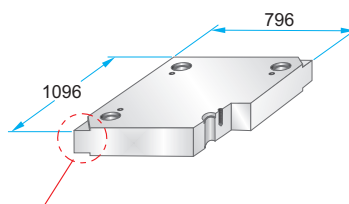
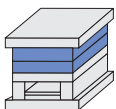
PKA 22



PKA 22 – 796 x 1096 x h / material

46	1730
	2312
	2085

PKA 03



PKA 03 – 796 x 1096 x h / material

27	1730
36	2083
46	2085
56	2162
66	2311
76	2312
86	2738
96	Toolox33
116	Toolox44
136	2738HH
156	2714HH
176	
196	

Podcięcia do demontażu na życzenie – patrz str. 2.10
Corner undercuts upon request – see page 2.10

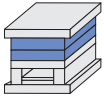
Materiały informacyjne – patrz str. 1.3
Material information – see page 1.3

Korpus formy

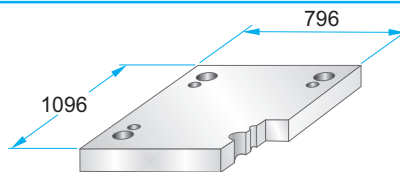
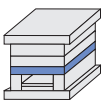
Mold base

796x1096

PKA 31



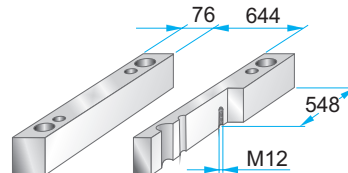
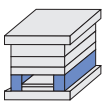
PKA 04



PKA 04 – 796 x 1096 x h / material

56	1730
76	2312
	2085

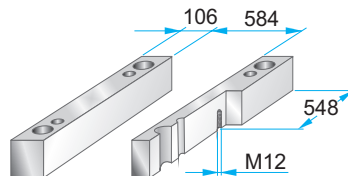
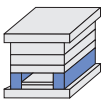
PKA 05



PKA 05 – 796 x 1096 x h / material

86	1730
96	2085
116	
126	
136	
156	
176	

PKA 55



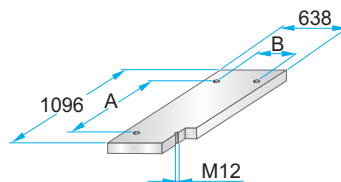
PKA 55 – 796 x 1096 x h / material

86	1730
96	2085
116	
136	
156	
176	

PKA 06



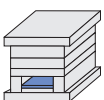
	A	B
PKA 06	940	600



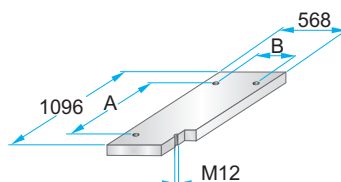
PKA 06 – 796 x 1096 x h / material

27	1730
	2085

PKA 65



	A	B
PKA 65	940	530



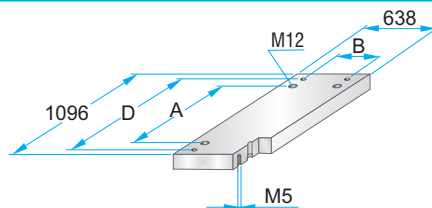
PKA 65 – 796 x 1096 x h / material

27	1730
	2085

PKA 07



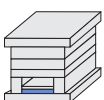
	A	B	D
PKA 07	940	600	1058



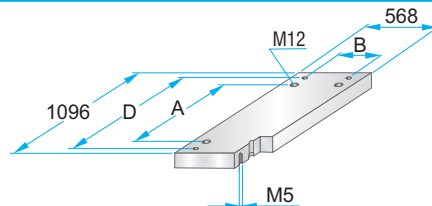
PKA 07 – 796 x 1096 x h / material

46	1730
	2312
	2085

PKA 75



	A	B	D
PKA 75	940	530	1058



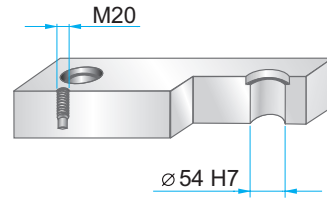
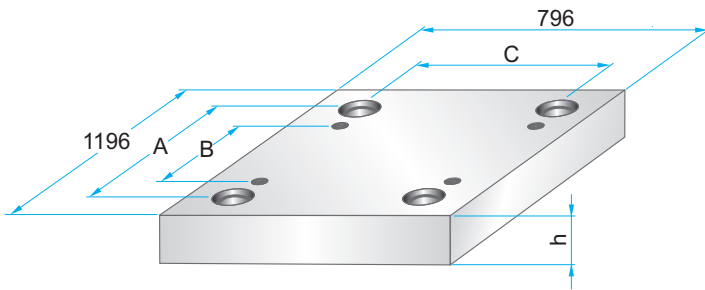
PKA 75 – 796 x 1096 x h / material

46	1730
	2312
	2085

Korpus formy

Mold base

796x1196



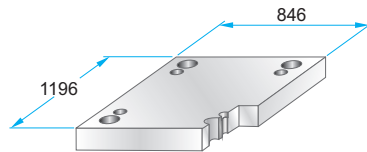
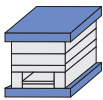
Wymiary i tolerancje – patrz str. 2.9
Dimensions and tolerances – see page 2.9

	A	B	C
PKA	1108	990	708

PKA 01



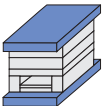
PKA 11



PKA 11 – 796 x 1196 x h / material

46	1730
	2312
	2085

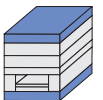
PKA 02



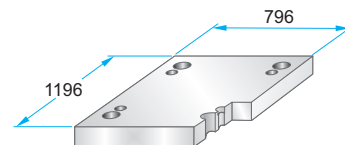
PKA 12



PKA 21



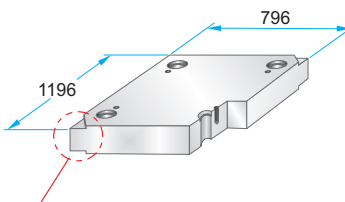
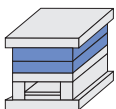
PKA 22



PKA 22 – 796 x 1196 x h / material

46	1730
	2312
	2085

PKA 03



PKA 03 – 796 x 1196 x h / material

27	1730
36	2083
46	2085
56	2162
66	2311
76	2312
86	2738
96	Toolox33
116	Toolox44
136	2738HH
156	2714HH
176	
196	

Podcięcia do demontażu na życzenie – patrz str. 2.10
Corner undercuts upon request – see page 2.10

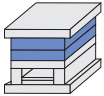
Materiały informacyjne – patrz str. 1.3
Material information – see page 1.3

Korpus formy

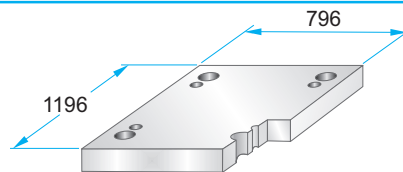
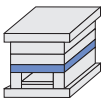
Mold base

796x1196

PKA 31



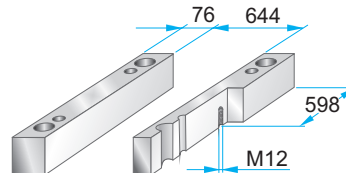
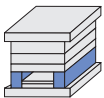
PKA 04



PKA 04 – 796 x 1196 x h / material

56	1730
76	2312
	2085

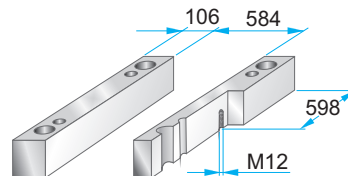
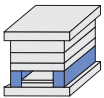
PKA 05



PKA 05 – 796 x 1196 x h / material

86	1730
96	2085
116	
126	
136	
156	
176	

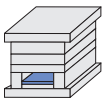
PKA 55



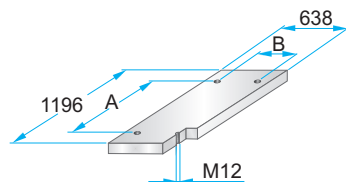
PKA 55 – 796 x 1196 x h / material

86	1730
96	2085
116	
136	
156	
176	

PKA 06



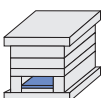
	A	B
PKA 06	1040	600



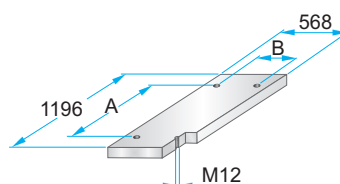
PKA 06 – 796 x 1196 x h / material

27	1730
	2085

PKA 65



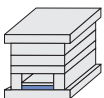
	A	B
PKA 65	1040	530



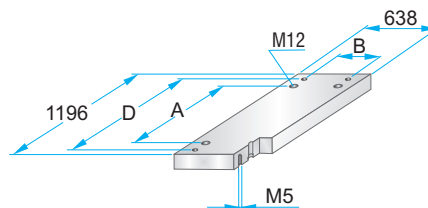
PKA 65 – 796 x 1196 x h / material

27	1730
	2085

PKA 07



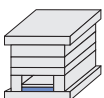
	A	B	D
PKA 07	1040	600	1158



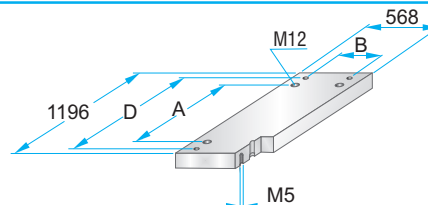
PKA 07 – 796 x 1196 x h / material

46	1730
	2312
	2085

PKA 75



	A	B	D
PKA 75	1040	530	1158



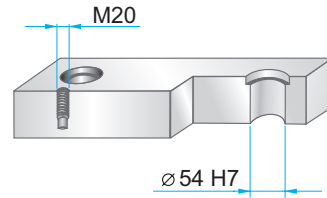
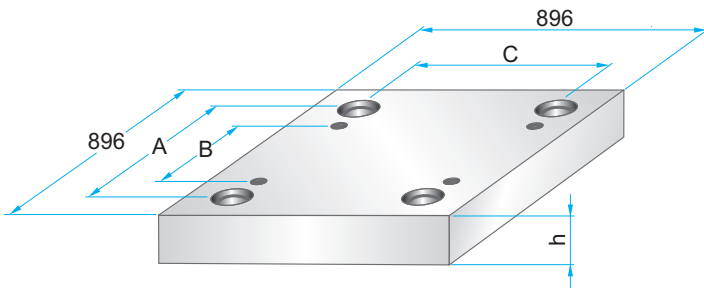
PKA 75 – 796 x 1196 x h / material

46	1730
	2312
	2085

Korpus formy

Mold base

896x896



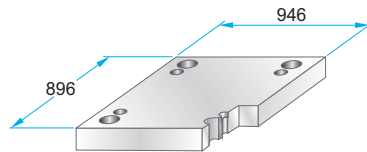
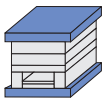
Wymiary i tolerancje – patrz str. 2.9
Dimensions and tolerances – see page 2.9

	A	B	C
PKA	808	690	808

PKA 01



PKA 11



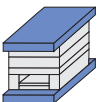
PKA 11 – 896 x 896 x h / material

56	1730
	2312
	2085

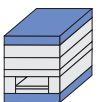
PKA 02



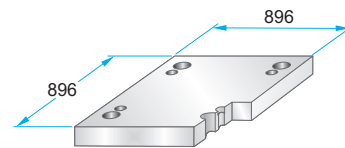
PKA 12



PKA 21



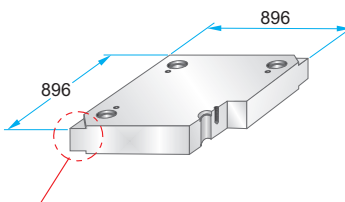
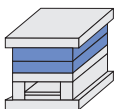
PKA 22



PKA 22 – 896 x 896 x h / material

56	1730
	2312
	2085

PKA 03



PKA 03 – 896 x 896 x h / material

56	1730
66	2083
76	2085
86	2162
96	2311
116	2312
136	2738
156	Toolox33
176	Toolox44
196	2738HH
216	2714HH
236	
256	

Podcięcia do demontażu na życzenie – patrz str. 2.10
Corner undercuts upon request – see page 2.10

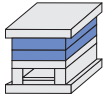
Materiały informacyjne – patrz str. 1.3
Material information – see page 1.3

Korpus formy

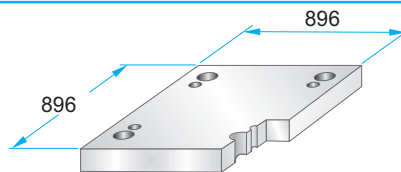
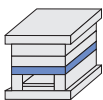
Mold base

896x896

PKA 31



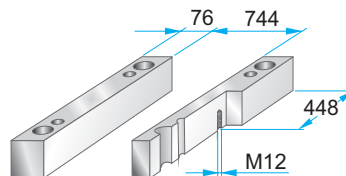
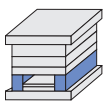
PKA 04



PKA 04 – 896 x 896 x h / material

66	1730
86	2312
	2085

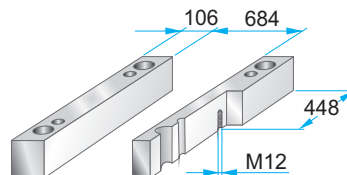
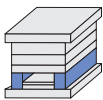
PKA 05



PKA 05 – 896 x 896 x h / material

136	1730
156	2085
176	
196	
236	
276	

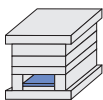
PKA 55



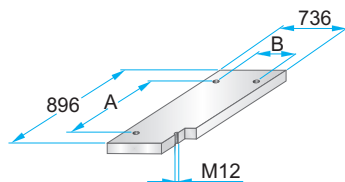
PKA 55 – 896 x 896 x h / material

136	1730
156	2085
176	
196	
236	
276	

PKA 06



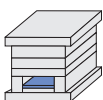
	A	B
PKA 06	740	700



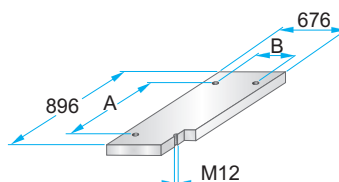
PKA 06 – 896 x 896 x h / material

36	1730
	2085

PKA 65



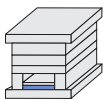
	A	B
PKA 65	740	640



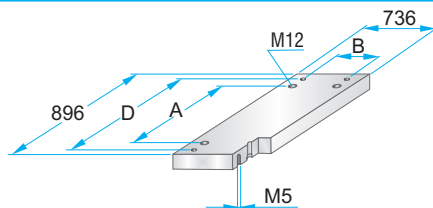
PKA 65 – 896 x 896 x h / material

36	1730
	2085

PKA 07



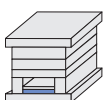
	A	B	D
PKA 07	740	700	858



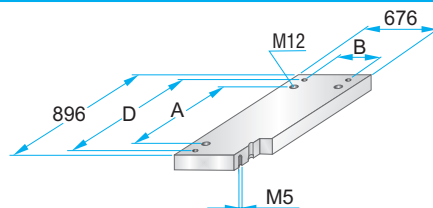
PKA 07 – 896 x 896 x h / material

46	1730
	2312
	2085

PKA 75



	A	B	D
PKA 75	740	640	858



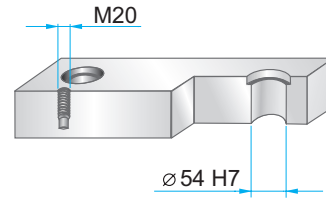
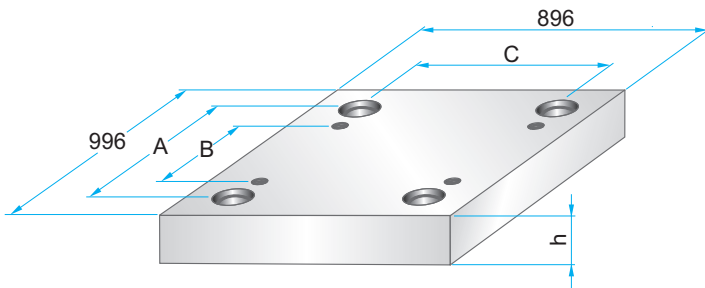
PKA 75 – 896 x 896 x h / material

46	1730
	2312
	2085

Korpus formy

Mold base

896x996



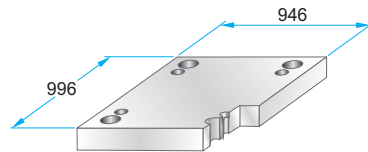
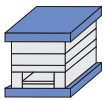
Wymiary i tolerancje – patrz str. 2.9
Dimensions and tolerances – see page 2.9

	A	B	C
PKA	908	790	808

PKA 01



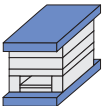
PKA 11



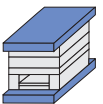
PKA 11 – 896 x 996 x h / material

56	1730
	2312
	2085

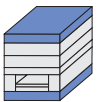
PKA 02



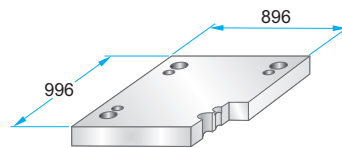
PKA 12



PKA 21



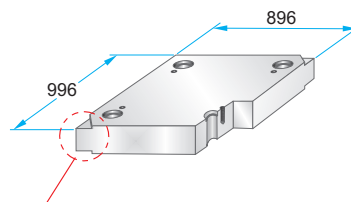
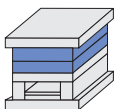
PKA 22



PKA 22 – 896 x 996 x h / material

56	1730
	2312
	2085

PKA 03



PKA 03 – 896 x 996 x h / material

56	1730
66	2083
76	2085
86	2162
96	2311
116	2312
136	2738
156	Toolox33
176	Toolox44
196	2738HH
216	2714HH
236	
256	

Podcięcia do demontażu na życzenie – patrz str. 2.10
Corner undercuts upon request – see page 2.10

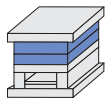
Materiały informacyjne – patrz str. 1.3
Material information – see page 1.3

Korpus formy

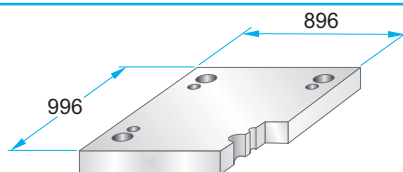
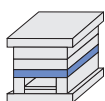
Mold base

896x996

PKA 31



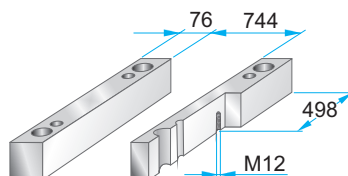
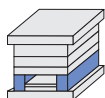
PKA 04



PKA 04 – 896 x 996 x h / material

66	1730
86	2312
	2085

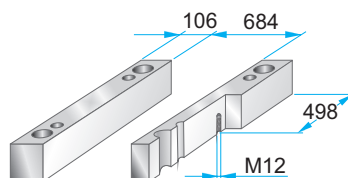
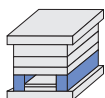
PKA 05



PKA 05 – 896 x 996 x h / material

136	1730
156	2085
176	
196	
236	
276	

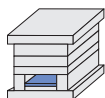
PKA 55



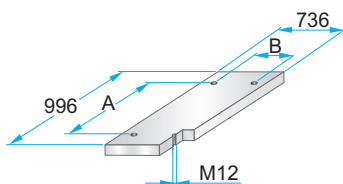
PKA 55 – 896 x 996 x h / material

136	1730
156	2085
176	
196	
236	
276	

PKA 06



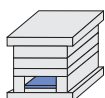
	A	B
PKA 06	840	700



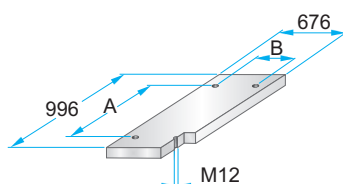
PKA 06 – 896 x 996 x h / material

36	1730
	2085

PKA 65



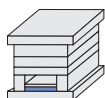
	A	B
PKA 65	840	640



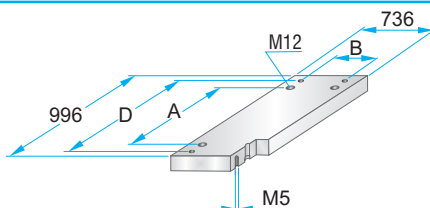
PKA 65 – 896 x 996 x h / material

36	1730
	2085

PKA 07



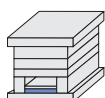
	A	B	D
PKA 07	840	700	958



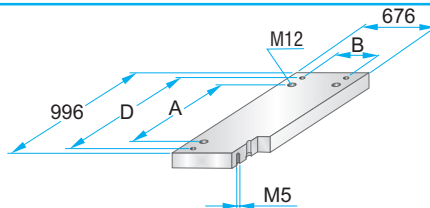
PKA 07 – 896 x 996 x h / material

46	1730
	2312
	2085

PKA 75



	A	B	D
PKA 75	840	640	958



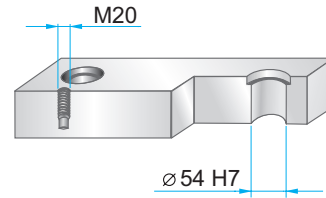
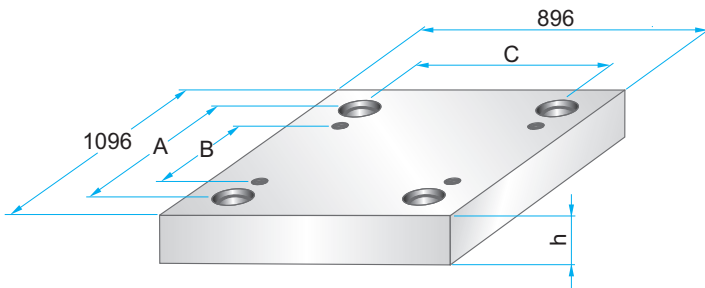
PKA 75 – 896 x 996 x h / material

46	1730
	2312
	2085

Korpus formy

Mold base

896x1096



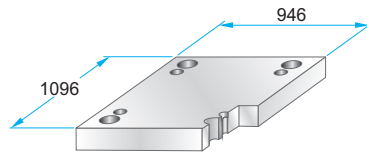
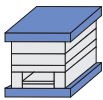
Wymiary i tolerancje – patrz str. 2.9
Dimensions and tolerances – see page 2.9

	A	B	C
PKA	1008	890	808

PKA 01



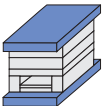
PKA 11



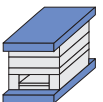
PKA 11 – 896 x 1096 x h / material

56	1730
	2312
	2085

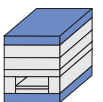
PKA 02



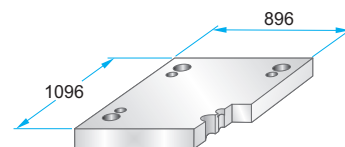
PKA 12



PKA 21



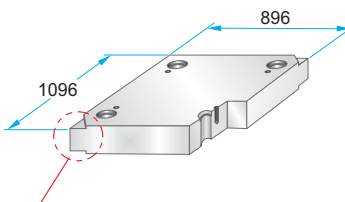
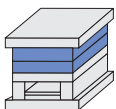
PKA 22



PKA 22 – 896 x 1096 x h / material

56	1730
	2312
	2085

PKA 03



PKA 03 – 896 x 1096 x h / material

56	1730
66	2083
76	2085
86	2162
96	2311
116	2312
136	2738
156	Toolox33
176	Toolox44
196	2738HH
216	2714HH
236	
256	

Podcięcia do demontażu na życzenie – patrz str. 2.10
Corner undercuts upon request – see page 2.10

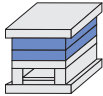
Materiały informacyjne – patrz str. 1.3
Material information – see page 1.3

Korpus formy

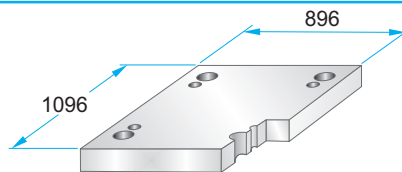
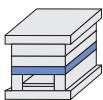
Mold base

896x1096

PKA 31



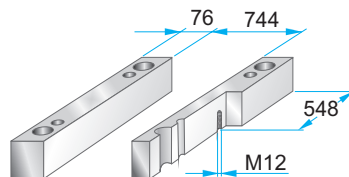
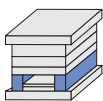
PKA 04



PKA 04 – 896 x 1096 x h / material

66	1730
86	2312
	2085

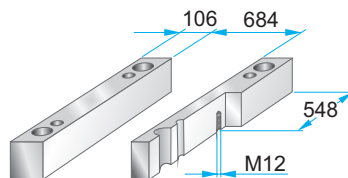
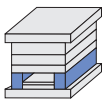
PKA 05



PKA 05 – 896 x 1096 x h / material

136	1730
156	2085
176	
196	
236	
276	

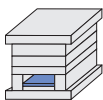
PKA 55



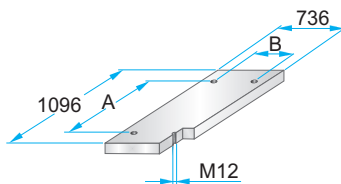
PKA 55 – 896 x 1096 x h / material

136	1730
156	2085
176	
196	
236	
276	

PKA 06



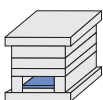
	A	B
PKA 06	940	700



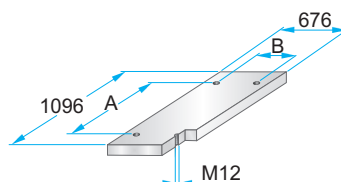
PKA 06 – 896 x 1096 x h / material

36	1730
	2085

PKA 65



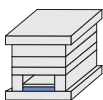
	A	B
PKA 65	940	640



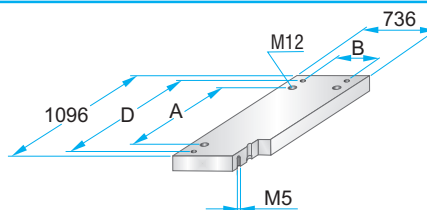
PKA 65 – 896 x 1096 x h / material

36	1730
	2085

PKA 07



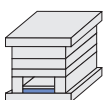
	A	B	D
PKA 07	940	700	1058



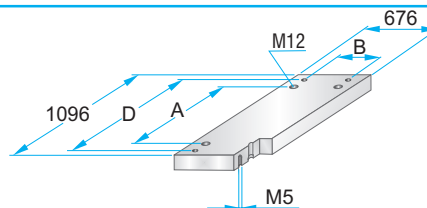
PKA 07 – 896 x 1096 x h / material

46	1730
	2312
	2085

PKA 75



	A	B	D
PKA 75	940	640	1058



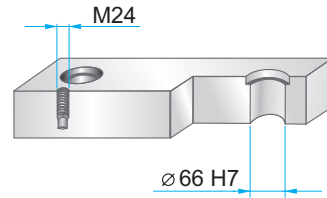
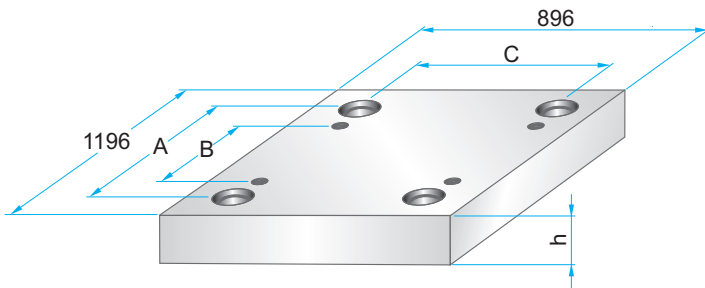
PKA 75 – 896 x 1096 x h / material

46	1730
	2312
	2085

Korpus formy

Mold base

896x1196



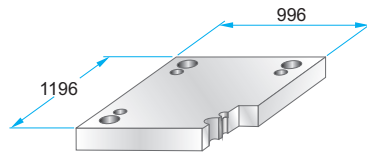
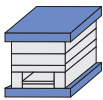
Wymiary i tolerancje – patrz str. 2.9
Dimensions and tolerances – see page 2.9

	A	B	C
PKA	1080	930	780

PKA 01



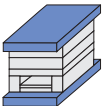
PKA 11



PKA 11 – 896 x 1196 x h / material

56	1730
	2312
	2085

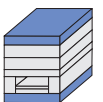
PKA 02



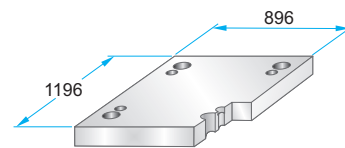
PKA 12



PKA 21



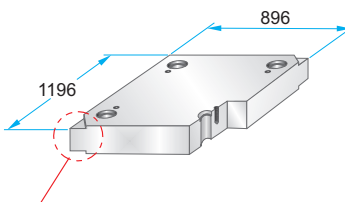
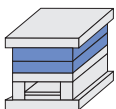
PKA 22



PKA 22 – 896 x 1196 x h / material

56	1730
	2312
	2085

PKA 03



PKA 03 – 896 x 1196 x h / material

56	1730
66	2083
76	2085
86	2162
96	2311
116	2312
136	2738
156	Toolox33
176	Toolox44
196	2738HH
216	2714HH
236	
256	

Podcięcia do demontażu na życzenie – patrz str. 2.10
Corner undercuts upon request – see page 2.10

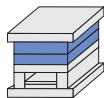
Materiały informacyjne – patrz str. 1.3
Material information – see page 1.3

Korpus formy

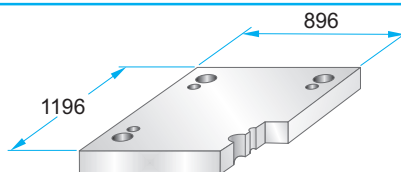
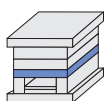
Mold base

896x1196

PKA 31



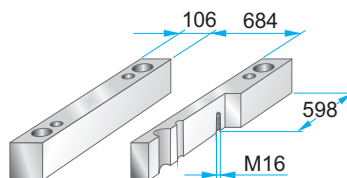
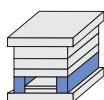
PKA 04



PKA 04 – 896 x 1196 x h / material

66	1730
86	2312
	2085

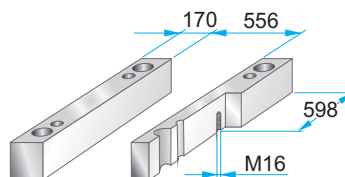
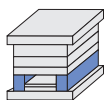
PKA 05



PKA 05 – 896 x 1196 x h / material

136	1730
156	2085
176	
196	
236	
276	

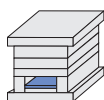
PKA 55



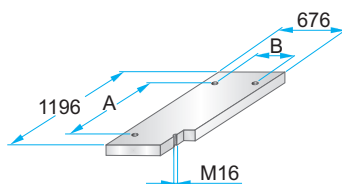
PKA 55 – 896 x 1196 x h / material

136	1730
156	2085
176	
196	
236	
276	

PKA 06



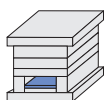
	A	B
PKA 06	1010	630



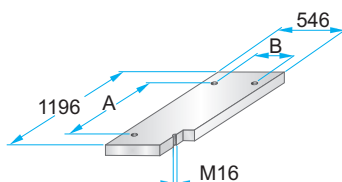
PKA 06 – 896 x 1196 x h / material

36	1730
	2085

PKA 65



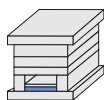
	A	B
PKA 65	1010	500



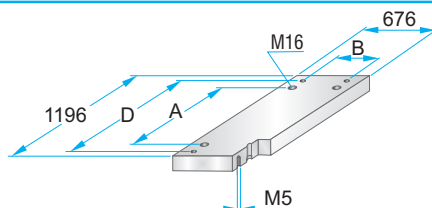
PKA 65 – 896 x 1196 x h / material

36	1730
	2085

PKA 07



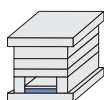
	A	B	D
PKA 07	1010	630	1150



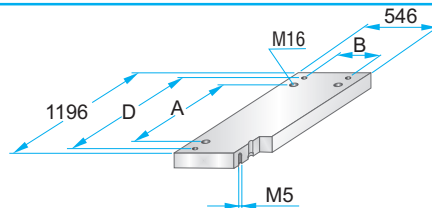
PKA 07 – 896 x 1196 x h / material

46	1730
	2312
	2085

PKA 75



	A	B	D
PKA 75	1010	500	1150



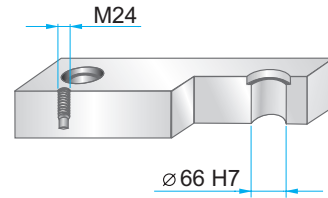
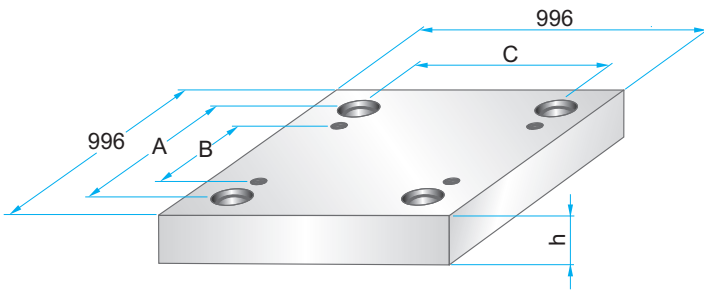
PKA 75 – 896 x 1196 x h / material

46	1730
	2312
	2085

Korpus formy

Mold base

996x996



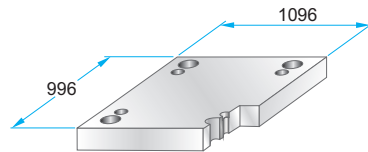
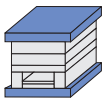
Wymiary i tolerancje – patrz str. 2.9
Dimensions and tolerances – see page 2.9

	A	B	C
PKA	880	730	880

PKA 01



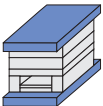
PKA 11



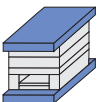
PKA 11 – 996 x 996 x h / material

56	1730
	2312
	2085

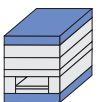
PKA 02



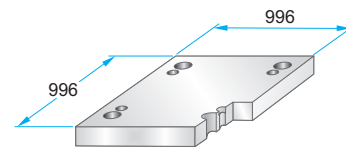
PKA 12



PKA 21



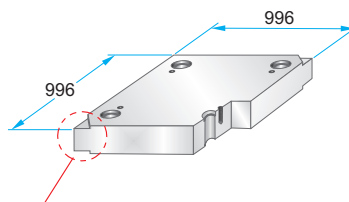
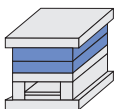
PKA 22



PKA 22 – 996 x 996 x h / material

56	1730
	2312
	2085

PKA 03



PKA 03 – 996 x 996 x h / material

56	1730
66	2083
76	2085
86	2162
96	2311
116	2312
136	2738
156	Toolox33
176	Toolox44
196	2738HH
216	2714HH
236	
256	

Podcięcia do demontażu na życzenie – patrz str. 2.10
Corner undercuts upon request – see page 2.10

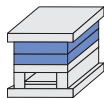
Materiały informacyjne – patrz str. 1.3
Material information – see page 1.3

Korpus formy

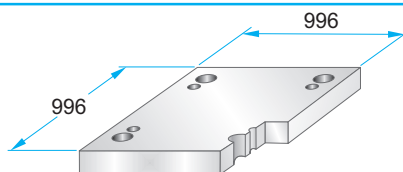
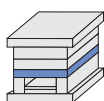
Mold base

996x996

PKA 31



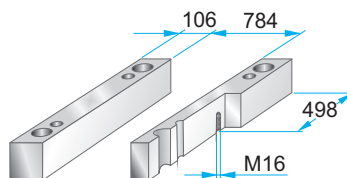
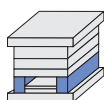
PKA 04



PKA 04 – 996 x 996 x h / material

66	1730
86	2312
	2085

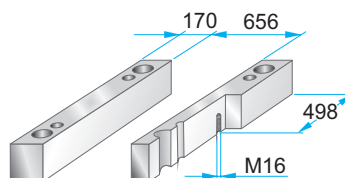
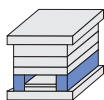
PKA 05



PKA 05 – 996 x 996 x h / material

136	1730
156	2085
176	
196	
236	
276	

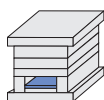
PKA 55



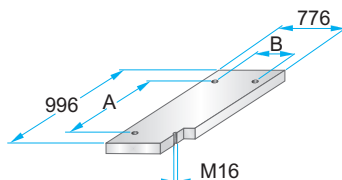
PKA 55 – 996 x 996 x h / material

136	1730
156	2085
176	
196	
236	
276	

PKA 06



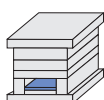
	A	B
PKA 06	810	730



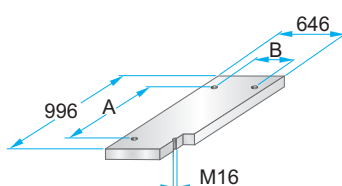
PKA 06 – 996 x 996 x h / material

36	1730
	2085

PKA 65



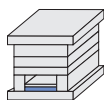
	A	B
PKA 65	810	600



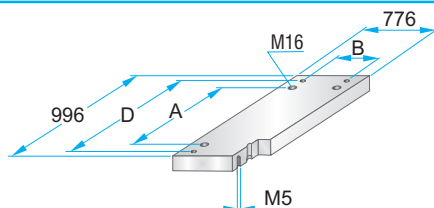
PKA 65 – 996 x 996 x h / material

36	1730
	2085

PKA 07



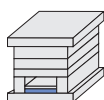
	A	B	D
PKA 07	810	730	950



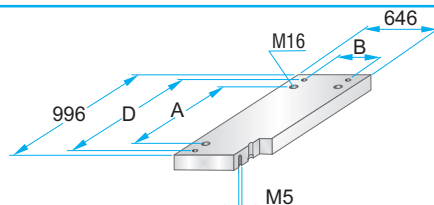
PKA 07 – 996 x 996 x h / material

46	1730
	2312
	2085

PKA 75



	A	B	D
PKA 75	810	600	950



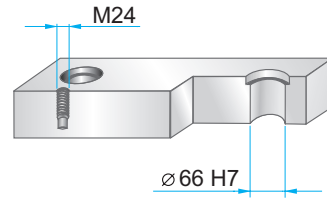
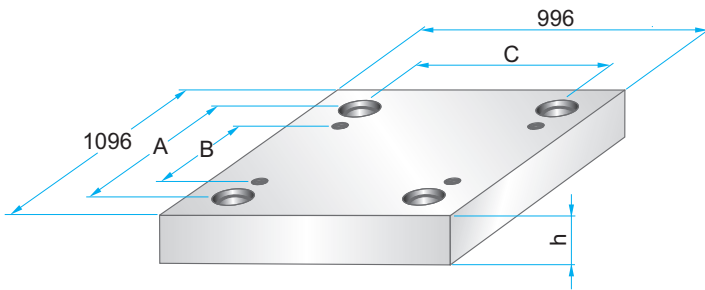
PKA 75 – 996 x 996 x h / material

46	1730
	2312
	2085

Korpus formy

Mold base

996x1096



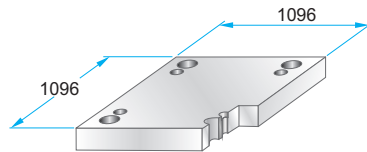
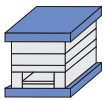
Wymiary i tolerancje – patrz str. 2.9
Dimensions and tolerances – see page 2.9

	A	B	C
PKA	980	830	880

PKA 01



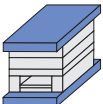
PKA 11



PKA 11 – 996 x 1096 x h / material

56	1730
	2312
	2085

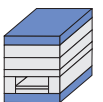
PKA 02



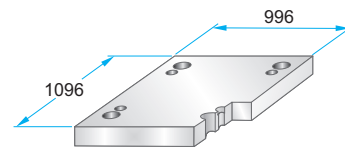
PKA 12



PKA 21



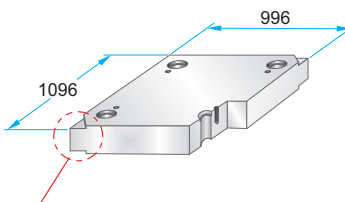
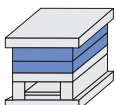
PKA 22



PKA 22 – 996 x 1096 x h / material

56	1730
	2312
	2085

PKA 03



PKA 03 – 996 x 1096 x h / material

56	1730
66	2083
76	2085
86	2162
96	2311
116	2312
136	2738
156	Toolox33
176	Toolox44
196	2738HH
216	2714HH
236	
256	

Podcięcia do demontażu na życzenie – patrz str. 2.10
Corner undercuts upon request – see page 2.10

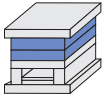
Materiały informacyjne – patrz str. 1.3
Material information – see page 1.3

Korpus formy

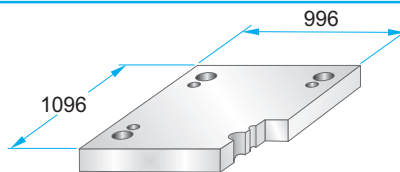
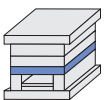
Mold base

996x1096

PKA 31



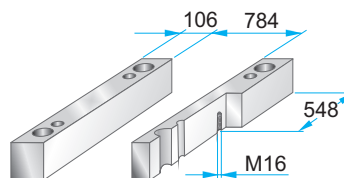
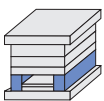
PKA 04



PKA 04 – 996 x 1096 x h / material

66	1730
86	2312
	2085

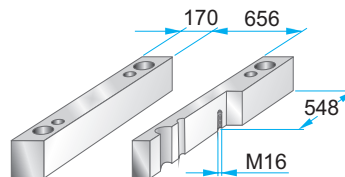
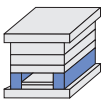
PKA 05



PKA 05 – 996 x 1096 x h / material

136	1730
156	2085
176	
196	
236	
276	

PKA 55



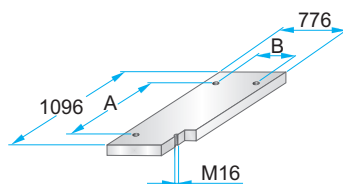
PKA 55 – 996 x 1096 x h / material

136	1730
156	2085
176	
196	
236	
276	

PKA 06



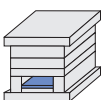
	A	B
PKA 06	910	730



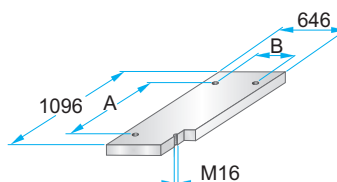
PKA 06 – 996 x 1096 x h / material

36	1730
	2085

PKA 65



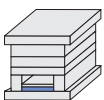
	A	B
PKA 65	910	600



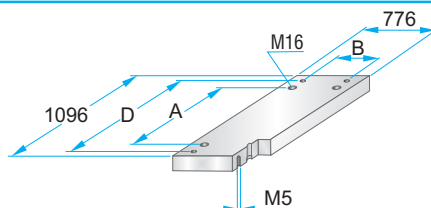
PKA 65 – 996 x 1096 x h / material

36	1730
	2085

PKA 07



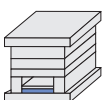
	A	B	D
PKA 07	910	730	1050



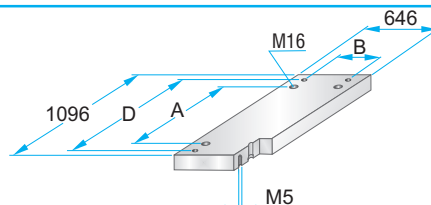
PKA 07 – 996 x 1096 x h / material

46	1730
	2312
	2085

PKA 75



	A	B	D
PKA 75	910	600	1050



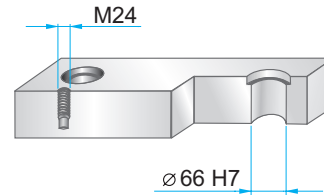
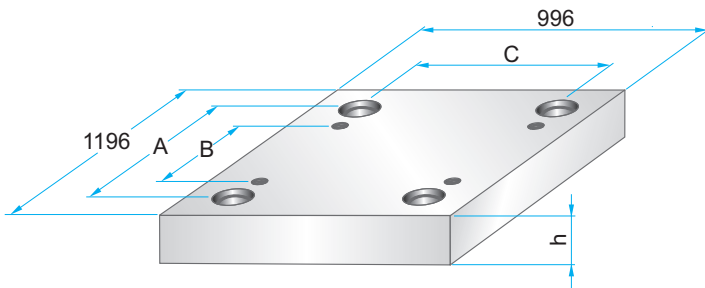
PKA 75 – 996 x 1096 x h / material

46	1730
	2312
	2085

Korpus formy

Mold base

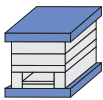
996x1196



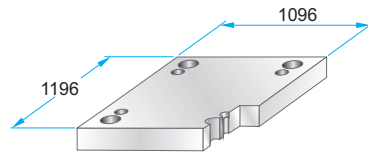
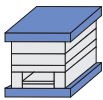
Wymiary i tolerancje – patrz str. 2.9
Dimensions and tolerances – see page 2.9

	A	B	C
PKA	1080	930	880

PKA 01



PKA 11



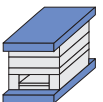
PKA 11 – 996 x 1196 x h / material

56	1730
	2312
	2085

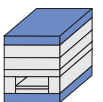
PKA 02



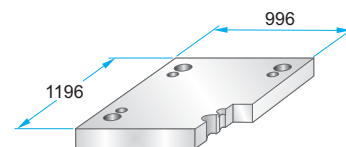
PKA 12



PKA 21



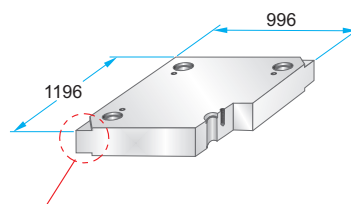
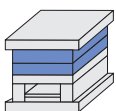
PKA 22



PKA 22 – 996 x 1196 x h / material

56	1730
	2312
	2085

PKA 03



PKA 03 – 996 x 1196 x h / material

56	1730
66	2083
76	2085
86	2162
96	2311
116	2312
136	2738
156	Toolox33
176	Toolox44
196	2738HH
216	2714HH
236	
256	

Podcięcia do demontażu na życzenie – patrz str. 2.10
Corner undercuts upon request – see page 2.10

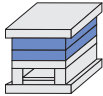
Materiały informacyjne – patrz str. 1.3
Material information – see page 1.3

Korpus formy

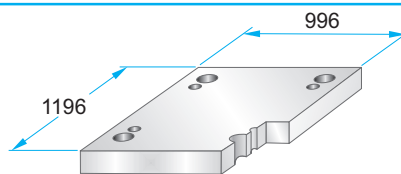
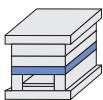
Mold base

996x1196

PKA 31



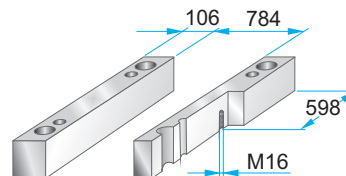
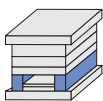
PKA 04



PKA 04 – 996 x 1196 x h / material

66	1730
86	2312
	2085

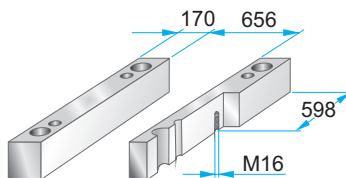
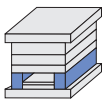
PKA 05



PKA 05 – 996 x 1196 x h / material

136	1730
156	2085
176	
196	
236	
276	

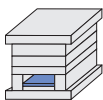
PKA 55



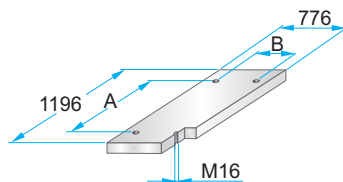
PKA 55 – 996 x 1196 x h / material

136	1730
156	2085
176	
196	
236	
276	

PKA 06



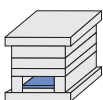
	A	B
PKA 06	1010	730



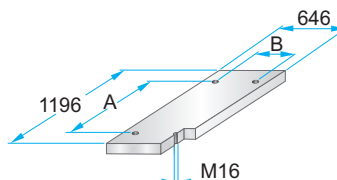
PKA 06 – 996 x 1196 x h / material

36	1730
	2085

PKA 65



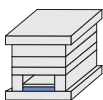
	A	B
PKA 65	1010	600



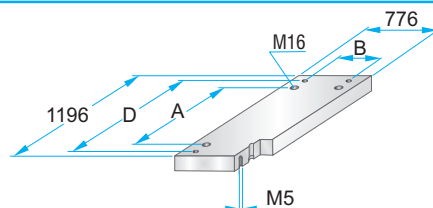
PKA 65 – 996 x 1196 x h / material

36	1730
	2085

PKA 07



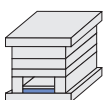
	A	B	D
PKA 07	1010	730	1150



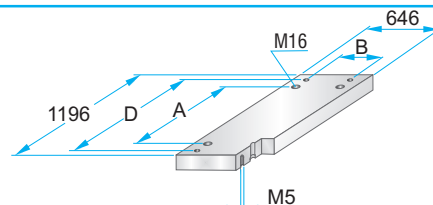
PKA 07 – 996 x 1196 x h / material

46	1730
	2312
	2085

PKA 75



	A	B	D
PKA 75	1010	600	1150



PKA 75 – 996 x 1196 x h / material

46	1730
	2312
	2085